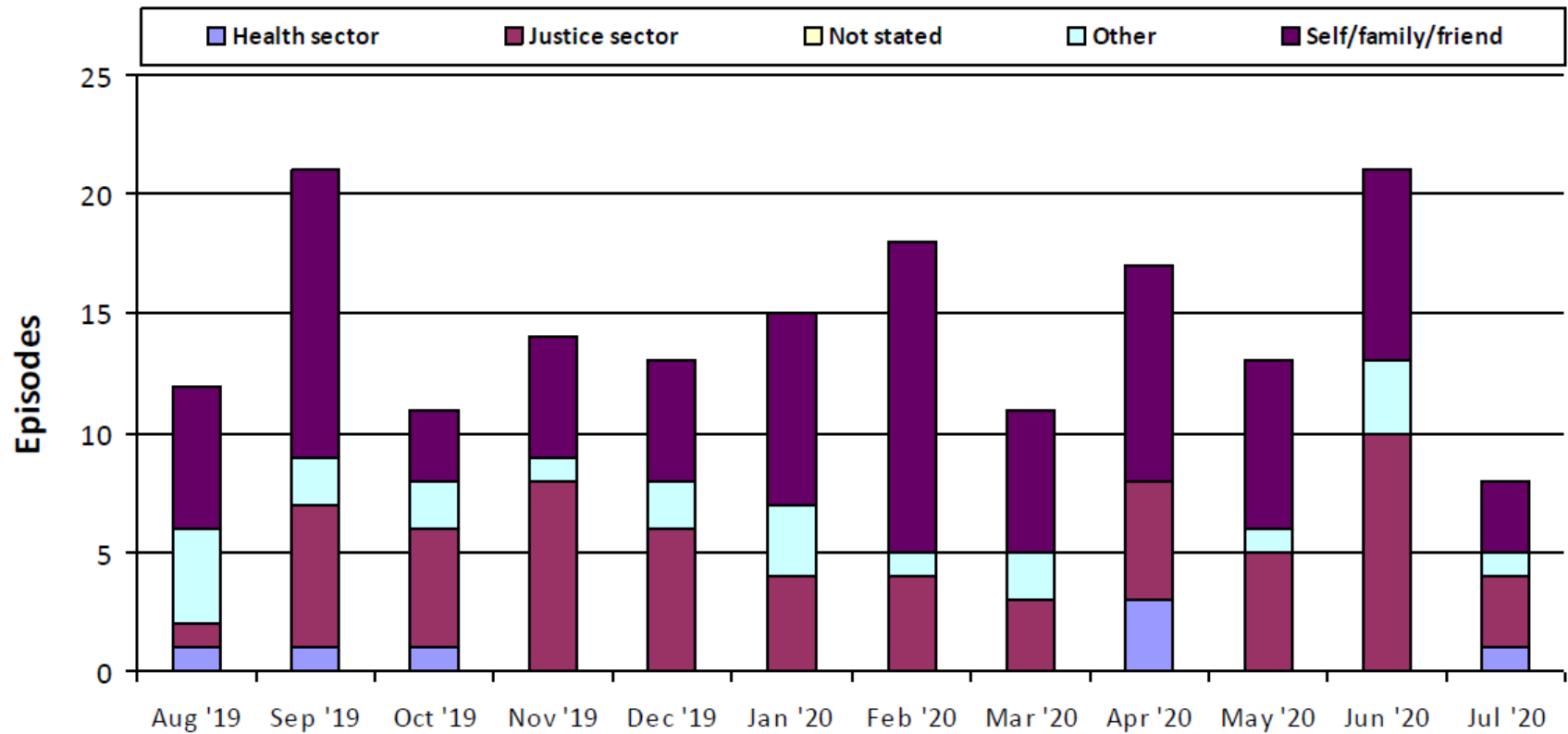


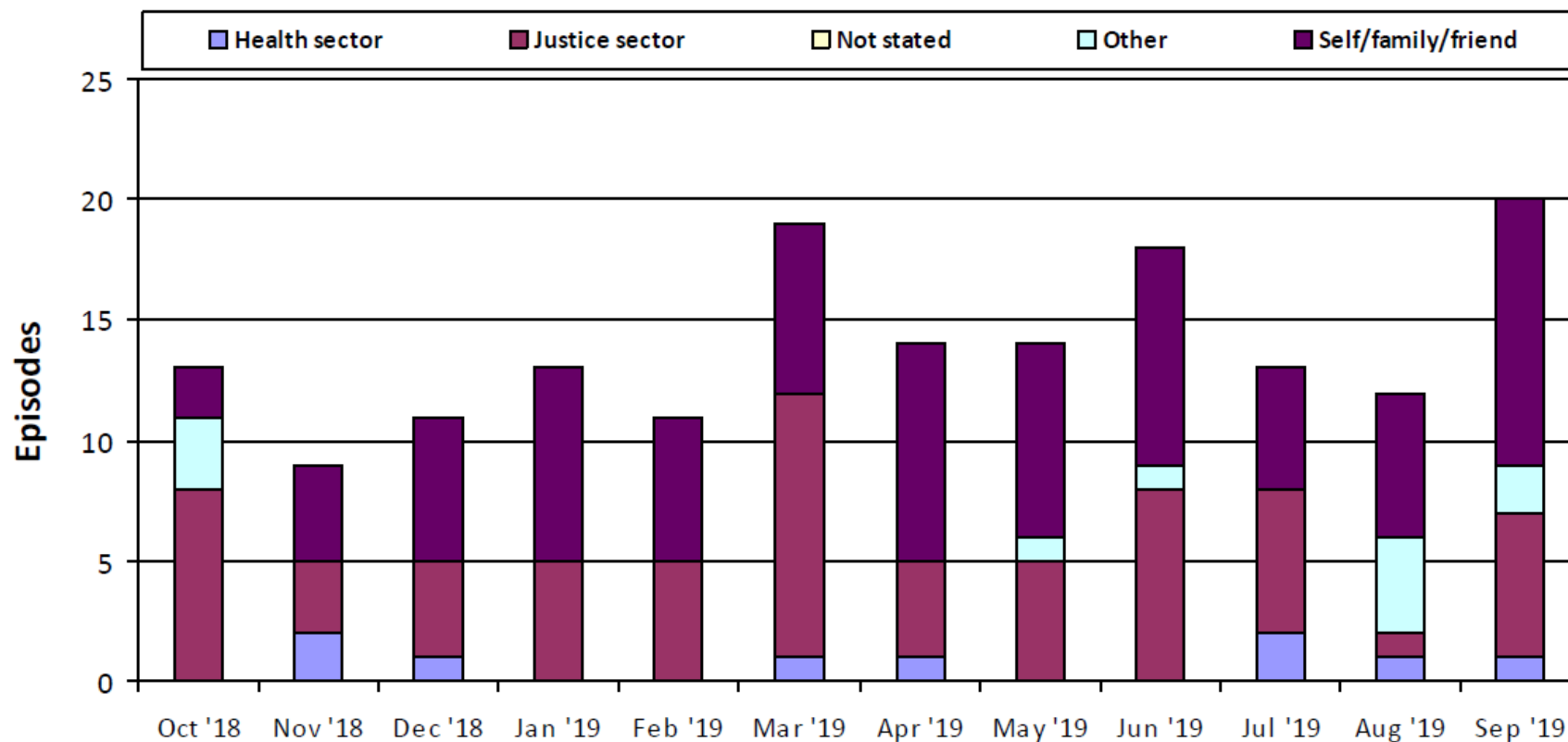
Figure 12: Count of episodes commenced by source of referral and month in the past year - Rehabilitation



Health sector	1	1	1	0	0	0	0	0	3	0	0	1
Justice sector	1	6	5	8	6	4	4	3	5	5	10	3
Not stated	0	0	0	0	0	0	0	0	0	0	0	0
Other	4	2	2	1	2	3	1	2	0	1	3	1
Self/family/friend	6	12	3	5	5	8	13	6	9	7	8	3
Total	12	21	11	14	13	15	18	11	17	13	21	8

Note: 'Health sector' includes hospitals, private practices, and residential/non-residential clinics. 'Justice sector' includes courts, Police and Corrections.

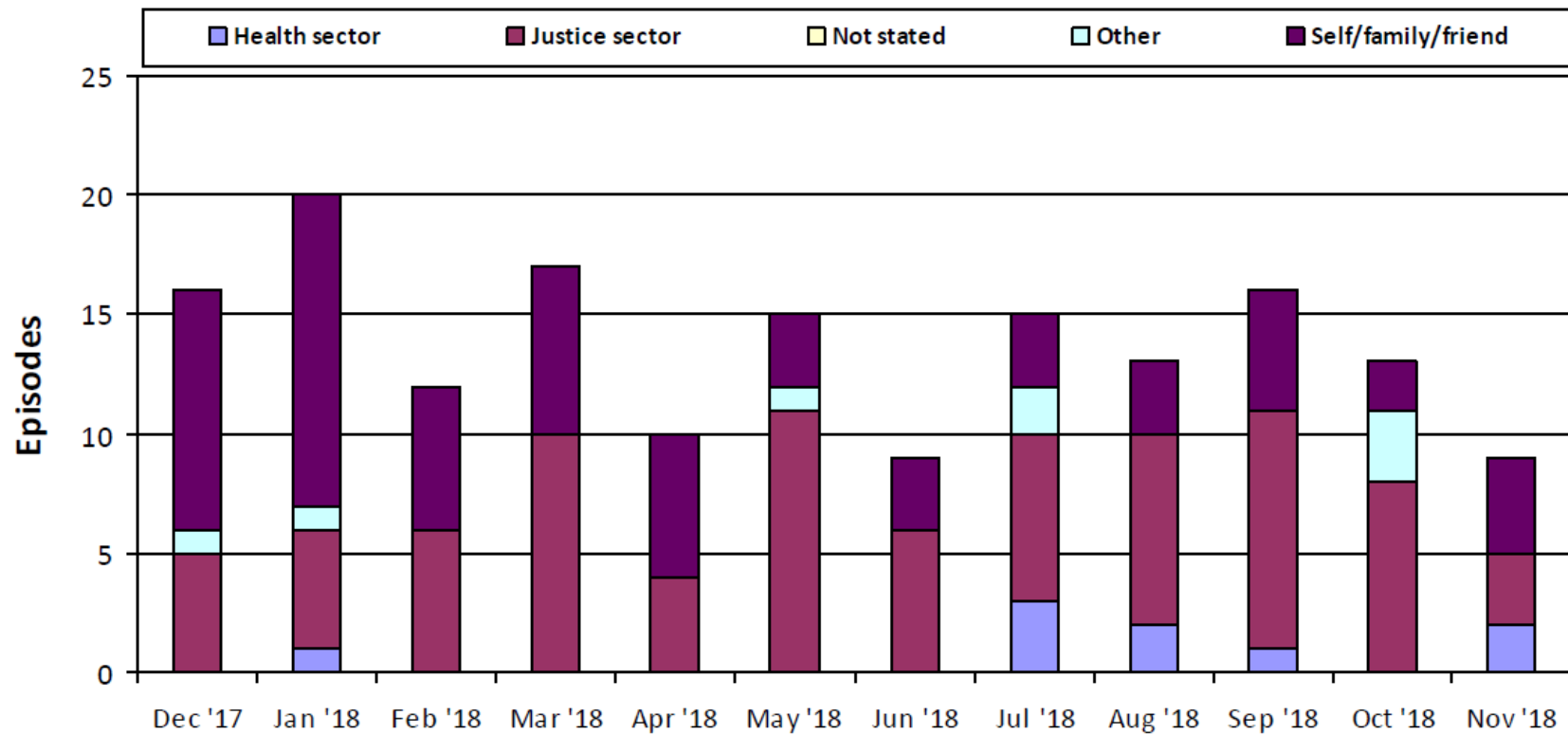
Figure 12: Count of episodes commenced by source of referral and month in the past year - Rehabilitation



Health sector	0	2	1	0	0	1	1	0	0	2	1	1
Justice sector	8	3	4	5	5	11	4	5	8	6	1	6
Not stated	0	0	0	0	0	0	0	0	0	0	0	0
Other	3	0	0	0	0	0	0	1	1	0	4	2
Self/family/friend	2	4	6	8	6	7	9	8	9	5	6	11
Total	13	9	11	13	11	19	14	14	18	13	12	20

Note: 'Health sector' includes hospitals, private practices, and residential/non-residential clinics. 'Justice sector' includes courts, Police and Corrections.

Figure 12: Count of episodes commenced by source of referral and month in the past year - Rehabilitation



	Dec '17	Jan '18	Feb '18	Mar '18	Apr '18	May '18	Jun '18	Jul '18	Aug '18	Sep '18	Oct '18	Nov '18
Health sector	0	1	0	0	0	0	0	3	2	1	0	2
Justice sector	5	5	6	10	4	11	6	7	8	10	8	3
Not stated	0	0	0	0	0	0	0	0	0	0	0	0
Other	1	1	0	0	0	1	0	2	0	0	3	0
Self/family/friend	10	13	6	7	6	3	3	3	3	5	2	4
Total	16	20	12	17	10	15	9	15	13	16	13	9

Note: 'Health sector' includes hospitals, private practices, and residential/non-residential clinics. 'Justice sector' includes courts, Police and Corrections.