

Seasonal Update - September 2019

Chris Materne, Pastoral Production, Alice Springs



Positive Indian Ocean Dipole (IOD) = Expect drier than average conditions

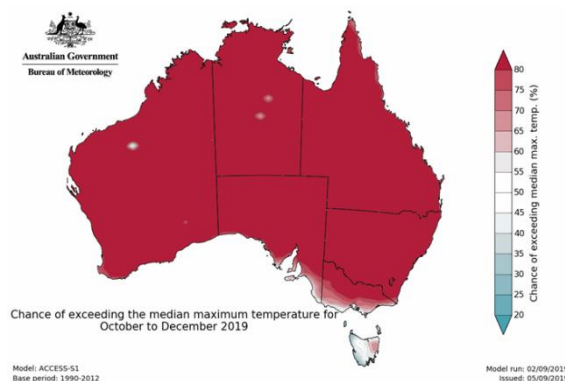
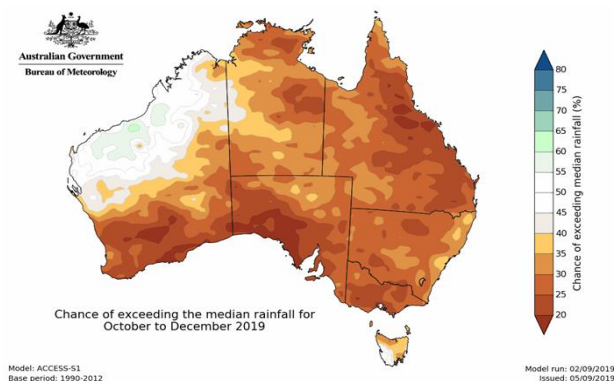
Most climate models indicate the tropical Pacific is likely to remain ENSO-neutral (inactive) for the rest of 2019 and into early 2020, meaning other climate drivers, like the IOD, are likely to remain as the primary influences on Australian and global weather. A positive IOD is underway and forecast to continue until the end of spring. Typically, this means below average rainfall for much of central and southern Australia during winter-spring, and warmer than average temperatures; consistent with the current outlook. IOD events typically have little influence on Australian climate from December to April, meaning the strong dry signal should start to weaken.



The outlook for October to December 2019 indicates that:

- **DRIER** than average conditions are expected across most of the NT for the remainder of 2019.
- **WARMER** than average days and nights are more likely across the entire NT.

For further information go to: <http://www.bom.gov.au/climate/outlooks/>



Northern Territory Pastoral Districts					
Indicator	Southern Alice Springs	Plenty	Northern Alice Springs	Tennant Creek	Comments
2018/19 Total pasture growth	↓	↔	↓	↓	Arrows indicate trend compared to the long-term median.
Current estimated standing biomass	↔	↑	↔	↔	Arrows indicated trend since previous quarter.
Current fire risk	↓	↔	↔	↔	Arrows indicate the trend since the previous quarter.
Current seasonal outlook	↓	↓	↔	↑	Arrows indicate the trend since previous quarter and consider forecasted model predictions.

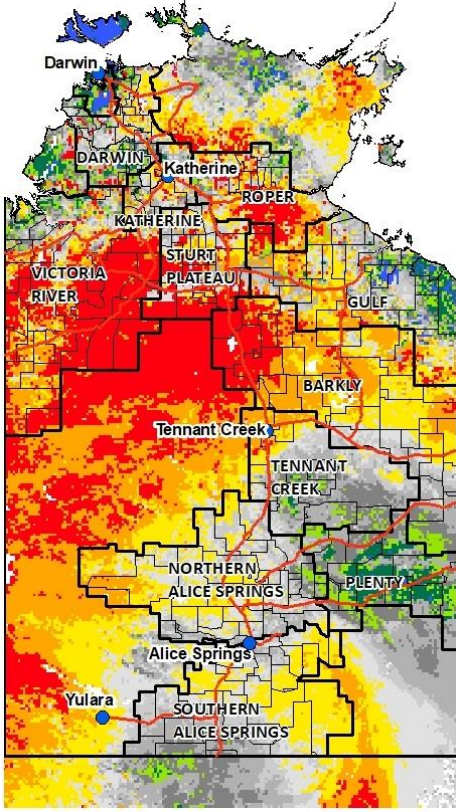
Legend:

↑ = Increasing Trend
↓ = Decreasing Trend
↔ = Steady

Green = low risk
Orange = watch
Red = high risk

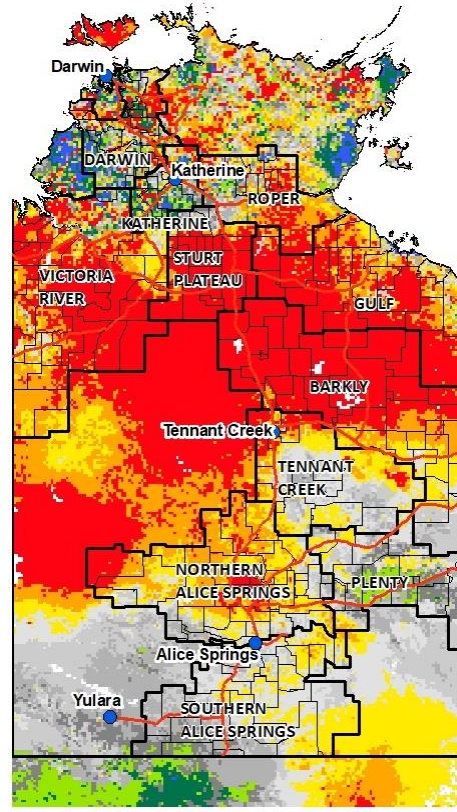
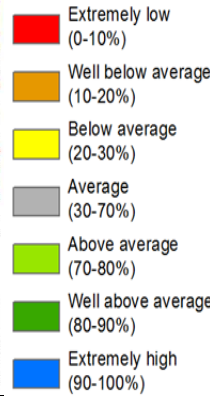
AussieGRASS - September 2019

Chris Materne, Pastoral Production, Alice Springs



Past 6 Months Pasture Growth relative to historical growth since 1957 (as at the 1st September 2019)

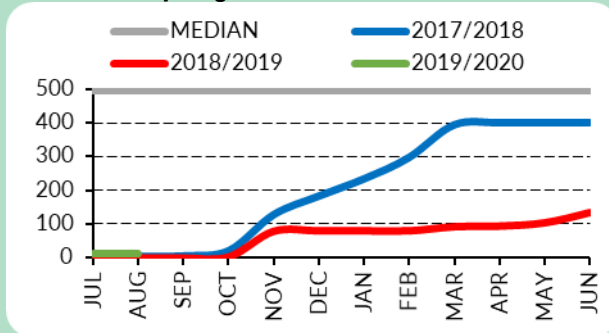
Legend



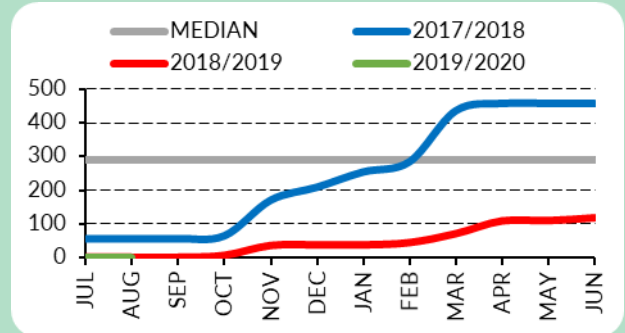
Past 12 Months Pasture Growth relative to historical growth since 1957 (as at the 1st September 2019)

Median district pasture growth (kg/ha) — running total

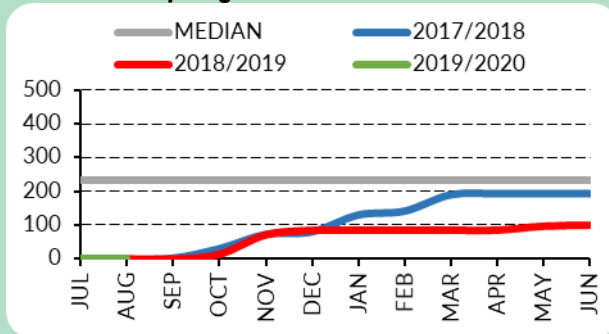
Northern Alice Springs District



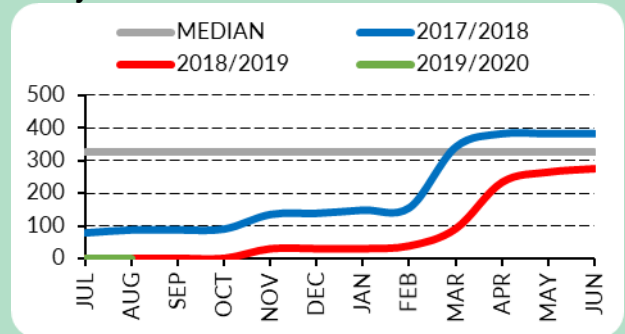
Tennant Creek District



Southern Alice Springs District



Plenty District



If you would like further information, please contact Chris on 895 18111