

Live Cattle Exports via Darwin Port – FEBRUARY 2014

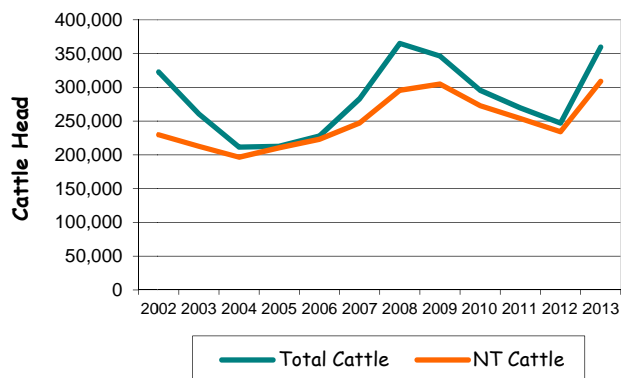
Please note that the "NT CATTLE" figures are NT cattle exported through the Port of Darwin only, some NT cattle are exported through interstate ports.

Destination	TOTAL CATTLE (including interstate)							# NT CATTLE						
	2012	2013	Last year 28/2/13	YTD 28/2/14	1-28 FEB	Previous Month	Difference	2012	2013	Last year 28/2/13	YTD 28/2/14	1-28 FEB	Previous Month	Difference
BRUNEI	4,639	4,043	1,054	1,079	1,079	0	+1,079	4,639	4,043	1,054	1,079	1,079	0	+1,079
INDONESIA	201,748	282,022	35,974	32,449	20,526	11,923	+8,603	189,994	243,978	32,274	14,349	7,926	6,423	+1,503
PHILIPPINES	27,324	22,403	0	0	0	0	0	26,337	15,063	0	0	0	0	0
SABAH	460	0	0	0	0	0	0	460	0	0	0	0	0	0
SARAWAK	0	800	0	0	0	0	0	0	800	0	0	0	0	0
W-MALAYSIA	10,018	14,952	1,299	399	399	0	+399	10,018	12,094	1,299	399	399	0	+399
VIETNAM	2,801	35,396	2,909	3,663	2,249	1,414	+836	2,801	32,806	2,909	3,663	2,249	1,414	+836
EGYPT	0	0	0	0	0	0	0	0	0	0	0	0	0	0
TOTAL	246,990	359,616	41,236	37,590	24,253	13,337	+10,916	234,249	308,784	37,536	19,490	11,653	7,837	+3,816
				-3,646							-18,046			

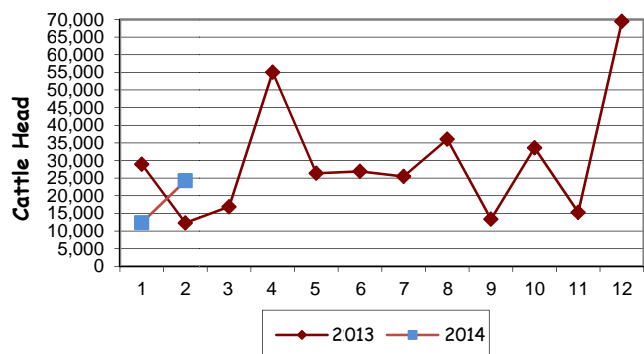
FEBRUARY at a glance

- 24,253 head of cattle through the Port of Darwin during February, 10,916 more than January and 11,963 more than February last year.
- 2014 total cattle figures indicate 3,646 head less than last year. NT cattle 18,046 less than last year.

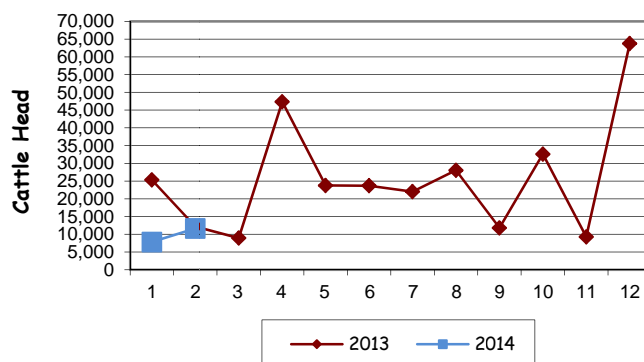
Live Cattle Exports thru the Port of Darwin (last 10 years)



TOTAL Live Cattle Exports thru Port of Darwin 2013 v 2014



NT Live Cattle Exports thru Port of Darwin 2013 v 2014



PREVIOUS 8 YEARS


Total Cattle, Port of Darwin								NT Cattle, Port of Darwin							
2006	2007	2008	2009	2010	2011	2012	2013	2006	2007	2008	2009	2010	2011	2012	2013
227,648	283,046	364,944	347,314	295,605	269,617	246,990	359,616	223,407	247,281	295,539	304,818	272,749	253,797	234,249	308,784



OTHER LIVESTOCK EXPORTS VIA DARWIN PORT (includes NT and Interstate Stock)

Destination	Buffalo			Camels			Goats			Horses			Sheep			Pigs			
	2013	2014	1-28 FEB	2013	2014	1-28 FEB	2013	2014	1-28 FEB	2013	2014	1-28 FEB	2013	2014	1-28 FEB	2013	2014	1-28 FEB	
BRUNEI	400	0	0	0	0	0	1080	0	0	0	0	0	0	0	0	0	0	0	0
INDONESIA	201	0	0	0	0	0	0	0	0	0	0	0	0	0	0	0	0	0	0
PHILIPPINES	199	0	0	0	0	0	0	0	0	0	0	0	0	0	0	0	0	0	0
W-MALAYSIA	0	0	0	0	0	0	0	0	0	0	0	0	0	0	0	0	0	0	0
SABAH	0	0	0	0	0	0	0	0	0	0	0	0	0	0	0	0	0	0	0
SARAWAK	0	0	0	0	0	0	0	0	0	0	0	0	0	0	0	0	0	0	0
VIETNAM	0	214	214	0	0	0	0	0	0	0	0	0	0	0	0	0	0	0	0
TOTAL	800	214	214	0	0	0	1080	0	0	0	0	0	0	0	0	0	0	0	0

NATIONAL CATTLE PRICES - W/E 28/2/2014

HEAVY STEER									MEDIUM STEER										
Estimated dressed weight price (cents/kg)									Estimated dressed weight price (cents/kg)										
SALEYARDS				O.T.HOOKS					SALEYARDS				O.T.HOOKS						
NSW	QLD	SA	AV (Aust)	NSW	QLD	SA	AV (Aust)	NSW	QLD	SA	AV (Aust)	NSW	QLD	SA	AV (Aust)	NSW	QLD	SA	AV (Aust)
This week	326	318	nq	320	328	315	Nq	319	This week	310	300	nq	310	320	308	Nq	315		
Last week	319	315	nq	314	320	315	Nq	317	Last week	297	310	242	302	312	308	Nq	312		
Year ago	317	331	nq	327	323	315	nq	312	Year ago	317	301	236	310	317	300	Nq	310		
MEDIUM COW									TRADE STEER										
Estimated dressed weight price (cents/kg)									Estimated dressed weight price (cents/kg)										
SALEYARDS				O.T.HOOKS					SALEYARDS				O.T.HOOKS						
NSW	QLD	SA	AV (Aust)	NSW	QLD	SA	AV (Aust)	NSW	QLD	SA	AV (Aust)	NSW	QLD	SA	AV (Aust)	NSW	QLD	SA	AV (Aust)
This week	257	255	229	256	257	283	245	259	This week	338	326	299	327	324	335	310	320		
Last week	247	258	231	249	256	283	245	257	Last week	338	300	303	319	324	335	310	319		
Year ago	274	269	212	266	265	285	215	248	Year ago	348	340	284	341	327	308	310	315		
LIVE EXPORT QUOTES									<p>Prices courtesy of Meat & Livestock Australia</p>  <p>www.mla.com.au</p>										
Estimated live weight price (cents/kg)																			
LIGHT STEERS (260-360 kg)				LIGHT HEIFERS (260-360 kg)															
Darwin		Broome		Darwin		Broome													
This week	230		nq	210		nq													
Last week	230		nq	210		nq													
Year ago	175		nq	155		nq													

CURRENCY EXCHANGE RATES

Key Currencies 1AUD =	Current 28.2.2014	Previous month 1.2.2014	3 months ago 1.12.2013	1 Year ago 1.3.2013	Pre-devaluation 01.07.1997
Brunei Dollar	1.12083	1.10745	1.12607	1.24680	1.076
Indonesian Rupiah	10,441.8	10,629.9	10,668.1	9,865.70	1830
Philippine Peso	40.0701	39.4786	39.7789	41.4857	19.84
Malaysian Ringgit	2.94482	2.92247	2.91359	3.16332	1.9
Euro	0.65517	0.64871	0.67043	0.78045	N/A
US Dollar	0.89904	0.87484	.91106	1.02110	0.752
Vietnam Dong	18,832.9	18,248.3			

Prepared by the NT Department of Primary Industry and Fisheries

This publication contains commodity market information prepared for DPIF staff use in strategic research and extension planning. While DPIF exercise care in the compilation and preparation of this information, no responsibility is taken for its accuracy or for the completeness of any information that is reproduced from other sources. DPIF denies any loss or damage to any person whether caused directly or indirectly by the use of any of the information provided.