

# Northern Territory Labour Market

July 2020

Monthly change (unless otherwise specified)



## Population

**244 761** total resident population  
Quarterly change (December 2019)

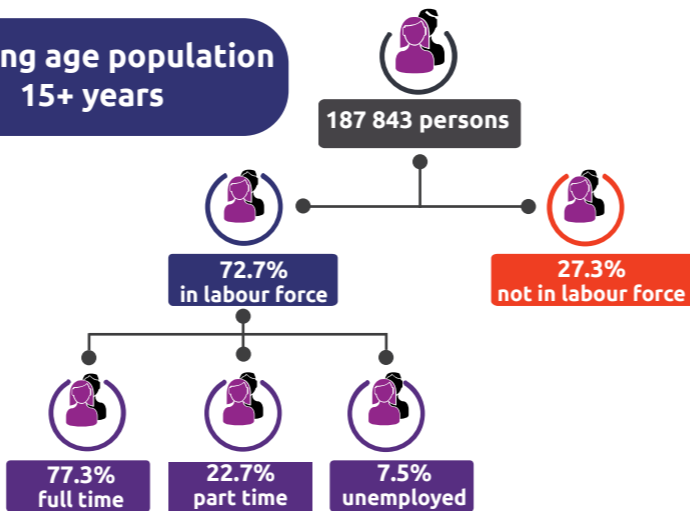
**30.3%** Aboriginal (Census data)

**59.1%** live in greater Darwin area

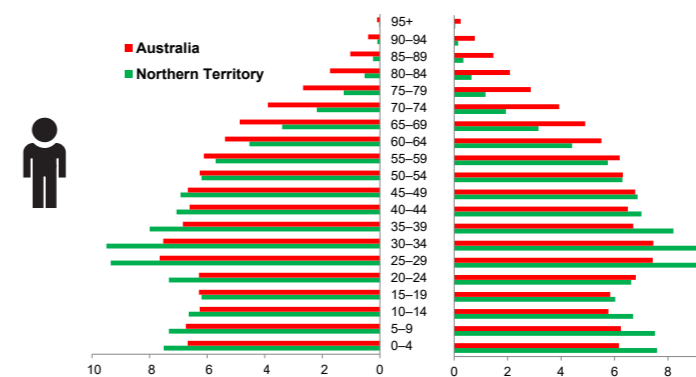
**1.0%** of national population

25.5 million

## Working age population 15+ years



## Population pyramid



## Median age

(to the nearest year)

33

Northern Territory

37

Australia

## Employed

**126 396 persons**

479 persons

## Unemployed

levels **10 222 persons** rate **7.5%**

2587 persons 1.8ppt

National unemployment rate **7.5%**

0.1ppt



## Youth unemployment

year average **2525 persons** rate **19.2%**

569 persons 5.6 ppt

## Job vacancies

YoY change

NT **18.4%** Australia **11.8%**

Quarterly change

NT **41.4%** Australia **45.8%**

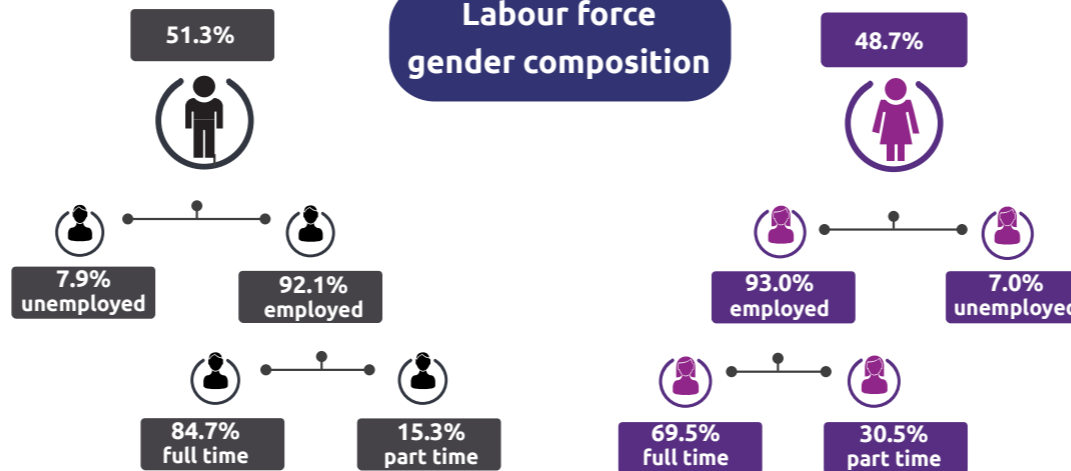
8.0 unemployed persons per every job vacancy nationally

4.5 unemployed persons per every NT job vacancy

## Employment and participation rates

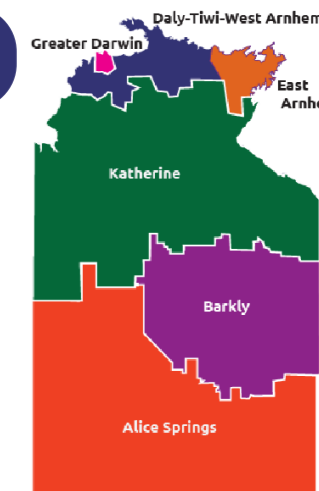
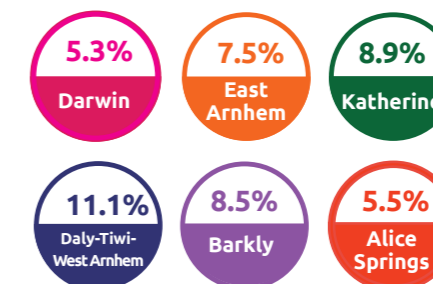


## Labour force gender composition



## Regional unemployment rates

Quarterly change (December 2019)



## Industry share of employment

Quarterly change (May 2020)

Retail **8.8%**

**60.1%** of Territory workers are employed in the greater Darwin region

**Top 5** Construction **8.2%**

Health care and social assistance **15.8%**

Public administration and safety **16.7%**

Education **9.7%**

## Employment growth by industry

Quarterly change (May 2020)

**Top 5**

- Agriculture, forestry and fishing
- Education and training
- Wholesale trade
- Professional, scientific and tech. services
- Retail trade

| Job numbers | Year on year % |
|-------------|----------------|
| 2410        | 34.5           |
| 12 764      | 13.0           |
| 2556        | 11.0           |
| 7383        | 8.9            |
| 11 620      | 8.3            |

## Wage price index

Quarterly change (March 2020)

- 0.3% NT change in price of wages
- 0.4% NT change in private sector
- 0.1% NT change in public sector
- 0.4% National change in price of wages