



DEPARTMENT OF TOURISM, SPORT AND CULTURE ANNUAL REPORT 2018–2019



Pioneer open air theatre, Alice Springs showing 'A Town Like Alice'

CONTENTS

LETTER TO THE MINISTER	2
CEO'S OVERVIEW	4
THE YEAR IN REVIEW	5
SECTION1: OUR DEPARTMENT	8
OUR STORY	8
OUR VALUES	9
NT STRATEGIC ALIGNMENT	10
STRATEGIC PLAN 2017-2020	11
OUR STRUCTURE	12
GOVERNANCE BOARD	14
SECTION2: OUR ACHIEVEMENTS	16
OUR VISITORS	16
VISITORS TO THE NT	16
VISITORS TO OUR PARKS	19
SOCIAL MEDIA ENGAGEMENT	22
OUTPUT GROUP: TOURISM, SPORT AND CULTURE	24
OUTPUT GROUP: CORPORATE AND GOVERNANCE	36
BUSINESS LINE: TERRITORY WILDLIFE PARKS	38
SECTION3: OUR PEOPLE	42
WORKFORCE	42
WORKPLACE HEALTH AND SAFETY	50
SECTION4: CORPORATE GOVERNANCE	54
GOVERNANCE FRAMEWORK	54
CORPORATE SOCIAL RESPONSIBILITY	69
SECTION5: FINANCIAL STATEMENTS	70
DEPARTMENT OF TOURISM, SPORT AND CULTURE	70
TERRITORY WILDLIFE PARKS	115
SECTION6: APPENDICES	154
APPENDIX A: GRANT RECIPIENTS 2018-19	156
APPENDIX B: GRANTS OVER \$500 000	178
APPENDIX C: CONTACTS	179

LETTER TO THE MINISTER

Dear Minister,

I am pleased to present you with the 2018-19 annual report on the performance and achievements of the Department of Tourism, Sport and Culture, which has been prepared in accordance with the provisions of section 28 of the *Public Sector Employment and Management Act 1993* and section 12 of the *Financial Management Act 1995*.

Pursuant to my responsibilities as the Accountable Officer under the *Public Sector Employment and Management Act 1993*, the *Financial Management Act 1995* and the *Information Act 2002*, I advise that to the best of my knowledge and belief:

- (a) proper records of all transactions affecting the Department of Tourism, Sport and Culture are kept, and all employees under my control observe the provisions of the *Financial Management Act 1995*, its regulations and applicable Treasurer's Directions
- (b) procedures within the Department afford proper internal control, and these procedures are recorded in the Accounting and Property Manual which has been prepared in accordance with the requirements of the *Financial Management Act 1995*
- (c) there is no indication of fraud, malpractice, major breach of legislation or delegation or major error in, or omission from, the accounts and records

- (d) in accordance with section 15 of the *Financial Management Act 1995*, the internal audit capacity was adequate, and the results of all internal audit matters were reported to me
- (e) the financial statements included in this annual report have been prepared from proper accounts and records and are in accordance with the Treasurer's Directions
- (f) all Employment Instructions issued by the Commissioner for Public Employment have been satisfied
- (g) in respect to my responsibilities pursuant to section 131 of the *Information Act 2002*, I advise that to the best of my knowledge and belief, processes have been implemented to achieve compliance with the archives and records management provisions prescribed in part 9 of the *Information Act 2002*.



Simonne Shepherd

Chief Executive Officer

Department of Tourism, Sport and Culture

30 September 2019



Ranger at Kings Canyon



CEO'S OVERVIEW

It is with pleasure that I present this year's annual report, reflecting on the significant achievements of the Department in 2018-19. I am incredibly proud of the Department's work to successfully deliver on government priorities and services to the community.

I would like to thank all staff for their contribution to delivering a diverse portfolio: attracting more visitors to the Northern Territory, protecting and providing access to natural and cultural assets and collections, investing and developing the Territory's sport and active recreation sectors; and developing and promoting the creative arts and screen sector

With a budget of \$299 million, the Department employs a total of 678 people, managing assets to the value of \$613 million. In 2018-19, the Department supported individuals and groups through \$140.8 million worth of grants programs.

Turbocharging Tourism, as a strategic government investment, has delivered a range of significant results. This is due to the collaboration and hard work of both industry and government together. By 30 June 2019, Turbo had delivered more than 60 000 holiday bookings against a target of 53 000 contributing to the increase in tourism numbers in the Territory. Further momentum will be gained through Turbo2 funding for the tourism sector announced in April 2019 and government's ongoing funding commitment to support the Territory's parks, arts, sport and cultural offerings.

We have a great deal to look forward to in the year ahead and will continue to strive to deliver excellent results in growing the visitor economy, delivering community events, facilities and experiences for visitors and locals alike. Working in close collaboration with our staff, partners and stakeholders, we will continue to create compelling reasons to live in and visit the Northern Territory.

2018-19

1.95 million

TOTAL VISITORS

▲ 11% INCREASE

\$2.54 billion

VISITOR EXPENDITURE

▲ 18% INCREASE

Basket weaving on the lawns of the Mindil Beach Casino Resort

THE YEAR IN REVIEW

Attracting more visitors to the NT

- the Territory's long-term tourism plan, Tourism Vision 2020, set a growth target of \$2.2 billion in overnight visitor expenditure and for the year ending June 2019, visitation to the Territory resulted in \$2.54 billion in overnight expenditure
- the Turbocharging Tourism initiative has delivered growth in interstate and international holiday visitors. Results during the 2018-19 financial year include:
 - interstate holiday visitors, who represent the largest single focus area for Tourism NT, grew by 9.1% for the year
 - international holiday visitors increased by 3.0% compared to the previous year
 - increased average spend per holiday trip, now at \$1 272 per person
- \$1.13 billion in overnight holiday expenditure in the Territory; 11% growth on the previous year.
- Turbo marketing delivered 118 cooperative marketing campaigns comprising 31 domestic campaigns, seven global campaigns, 46 campaigns in western markets and 34 campaigns in eastern markets showcasing the Territory and its products
- the NT Business Events Support Fund has seen \$1.64 million invested through Turbocharging Tourism to secure 45 confirmed business events that will generate \$32.8 million in estimated delegate expenditure between 2018 and 2022, with visitation from 13 725 delegates

- new aviation services established included Jetstar Asia and SilkAir additional frequencies between Singapore and Darwin, Virgin Australia services between Brisbane and Alice Springs and a seasonal flight between Darwin and Bali, a Qantas Darwin–Uluru–Adelaide service and a seasonal Airnorth route linking Darwin and Gold Coast via Townsville
- delivered the inaugural Tourism Towards 2030 conference attended by 300 industry members held in Darwin and Alice Springs in March 2019
- delivered the Arafura Games via NTMEC, which contributed \$7 million in visitor expenditure to the economy and an additional flow-on contribution of \$6.5 million
- implemented a major integrated marketing campaign leveraging the feature film Top End Wedding.

2018-19

Masters Games

3 700 ATHLETES

231 TEAMS ▲13% FROM 2016

Turbocharging Tourism

**60 000 HOLIDAY BOOKINGS
AGAINST TARGET OF 53 000**

45 Business Events

**ESTIMATED \$32.8 MILLION IN
DELEGATE EXPENDITURE**

Protecting and providing access to natural and cultural assets and collections

- delivered upgrades and refurbishments on NT parks and reserves, including trail upgrades on the iconic Larapinta Trail
- completed a new campground at Jasper Gorge in Judbarra / Gregory National Park
- completed full sign-posting of a 45km network of mountain bike / shared-use trails on Crown land and Tjoritja / West MacDonnell National Park (collectively referred to locally as the 'Westside' trails)
- replaced or upgraded several walkways on the wet season side of the crossover between the first and second gorges in Nitmiluk National Park
- upgraded walking trails at Leliyn (Edith Falls) and installed a crocodile management barrier in the Leliyn plunge pool
- upgraded 4km of existing shared-use trail and developed 10km of new shared-use trails at the Alice Springs Telegraph Station / Eastside trail network (total distance of formal shared-use trail in this area is now 70km)
- completed stage 1 of the upgrade of the Sandy Creek and Creek to Coast walking platforms in Casuarina Coastal Reserve
- provided \$427 140 in heritage funding support to 27 recipients and worked with the community to conserve the unique natural and cultural heritage of the NT
- developed a new pricing policy that complies with competitive neutrality principles for the Territory Wildlife Parks. New park fees for the Territory Wildlife Park and Alice Springs Desert Parks commenced 1 July 2019.
- commenced construction on the George Brown Darwin Botanic Gardens Visitor and Event Centre
- made agreements with telecommunications providers to install new infrastructure to boost mobile phone coverage at Wangi Falls and Florence Falls in Litchfield National Park and Ormiston Gorge in Tjoritja / West MacDonnell National Park to provide greater safety for visitors to parks
- Finke Gorge Adventure Tours has a new interim concessionaire permit to conduct 4WD buggy tours into Finke Gorge National Park, approved by the Finke Gorge Joint Management Committee
- Yalka / Ratara Aboriginal Corporation have been issued a sub-lease and Permit and Deed to conduct tours from the old Finke Gorge Ranger station

- opened the Northern Territory Library's 'A Territory Story' exhibition, a permanent exhibition showcasing the people, places and events that shaped the Territory's history, with over 23 000 visits over the year
- invested in the Territory's public library sector through operational grant funding and Northern Territory Library (NTL) services including Territory-wide library collections, digital infrastructure and services. Also completed rollout of free WiFi services to 46 remote communities, 485 000 user sessions, an increase in usage of over 2 000% in two years.
- upgraded the South Repository at the Northern Territory Archives Service to increase collection shelving capacity
- developed a new way of classifying Aboriginal community library collections in Yolngu Matha at Galiwin'ku Community Library.

Investing and developing the Territory's sport and active recreation sectors

- supported 55 Peak Sporting Bodies with \$5.3 million in grant funding
- delivered the \$19.8 million Darwin Indoor Netball Stadium, Marrara, in January 2019
- funded the \$16.7 million Darwin International Tennis Centre, Marrara, completed in July 2018
- delivered the \$25.3 million new home for local rugby league, Warren Park, Marrara, in May 2019
- invested \$0.6 million to resurface the hockey pitch at Traeger Avenue, Alice Springs in time for the Masters Games
- delivered a range of free, family friendly community events for Territory Day including fireworks displays in Darwin, Katherine, Tennant Creek and Alice Springs that marked 41 years of self-governance
- delivered 33 572 sport vouchers to support families to engage in sports, active recreation and cultural activities throughout the NT
- delivered the 2018 Masters Games attracting 3 700 athletes, friends and family, with a record 231 teams, an increase from 205 at the last Games in 2016

Developing and promoting the creative arts and screen sector

- released the Screen Industry Development Plan 2018-2020 presenting a clear vision and roadmap for how government and industry can work together to create more jobs and increase the sustainability of local screen businesses
- established the new Screen Industry Advisory Council (SIAC) to provide advice and support to government to deliver the best outcomes for the local screen industry and the NT
- Screen Territory awarded \$1.6 million in grant funding to support 100 screen industry projects
- Screen Territory launched the \$1.48 million Enterprise Program, a key deliverable of the Screen Industry Development Plan 2018-2020, which will fund 12 Territory production businesses
- delivered \$10.6 million in arts grants to 27 arts organisations and arts facilities, supporting 118 projects, activities and arts events
- developed and launched the Arts Trail campaign promoting the NT as 'the world's biggest art gallery'
- delivered \$1.73 million for 20 Arts Trail infrastructure projects in remote and regional arts centres, galleries, museums and keeping places to enhance facilities and build capacity for cultural tourism
- hosted Desert Mob at the Araluen Arts Centre which attracted 6 748 people at the opening weekend and a further 3 443 people during the six-week exhibition, achieving \$1 million in sales for the second year in a row
- provided funding support for key Aboriginal cultural events including the National Indigenous Music Awards, Darwin Aboriginal Art Fair and Desert Mob
- progressed planning for the National Aboriginal Art Gallery, including establishing a national reference group, progressing development of a strategic business case and supporting delivery of an Aboriginal workforce and enterprise development plan
- undertook detailed planning for the development of an art gallery within the Darwin Civic and State Square Precinct.



Simonne Shepherd

Chief Executive Officer

Department of Tourism, Sport and Culture

SECTION 1

OUR DEPARTMENT

OUR STORY

The Department of Tourism, Sport and Culture was established by the Northern Territory Government on 12 September 2016, amalgamating the former departments of Sport and Recreation and Arts and Museums; the Parks and Wildlife Commission; Tourism NT and the Heritage Division of the former Department of Lands, Planning and the Environment.

The Department of Tourism, Sport and Culture operates from offices located throughout the Northern Territory, with some tourism staff based in Sydney and Melbourne.

Representing a number of sectors, our Department contributes to the economic well-being and social fabric of the Territory. The industry sectors we work with are significant employers who play a vital role in contributing to regional economies in the NT.



Feature film 'Top End Wedding'

OUR VALUES

The Department shares and embraces the Northern Territory Public Sector (NTPS) values:

Commitment to service:

Professional, hardworking, effective, innovative and efficient, working collaboratively to achieve the best results for the Northern Territory.

Ethical practice:

Upholds the highest standards of practice and acts with integrity in all that it does.

Respect:

Respects all people, and in particular their rights as individuals.

Accountability:

Transparent and accountable in all its actions.

Impartiality:

Apolitical and provides the government with advice that is objective, timely and based on the best available evidence.

Diversity:

Values the diversity of its workforce as well the Northern Territory population it serves.

NT STRATEGIC ALIGNMENT

Northern Territory Population Growth Strategy 2018-2028

The Population Growth Strategy is a framework for attracting people to the Territory, and encouraging those already here to stay for the long term.

The Department of Tourism, Sport and Culture's activities contribute to liveability, which aims to attract more residents, visitors and investors.

More people means more jobs, stronger growth and better services for Territorians. With jobs being the key to attracting more people to the Northern Territory, the government is working towards delivering a stronger, more diversified economy through a range of initiatives including:

- the NT Masterbrand
- the Economic Development Framework
- the Infrastructure Strategy and 10-Year Infrastructure Plan
- the Turbocharging Tourism and Turbo2 initiative
- Aboriginal Employment Strategy.

NT Masterbrand

The Department is working to align the tourism marketing brand with the NT Masterbrand – Boundless Possible. The Territory Masterbrand – Boundless Possible is a holistic, consolidated overarching identity that reflects the modern Territory story.

Economic Development Framework

The NT's Economic Development Framework identifies tourism as an industry growth sector and the creative industries as one of five developing sectors in the Territory.

The tourism sector is a major employer and contributor to the Northern Territory economy. The *NT's Tourism Industry Strategy 2030*, due for release in September 2019, is a strategy uniting efforts across the public and private sectors, with priorities and actions targeted towards shifting current performance of the tourism sector in the Northern Territory to one of sustainable growth.

The creative industries sector also contributes to liveability and economic development in the Northern Territory. The Department plays a pivotal role contributing to this sector through building and revitalising cultural infrastructure to create jobs, diversifying economic activity and improving liveability.

Partnering with industry and the Chamber of Commerce NT, the Department is co-developing a Creative Industries Strategy to grow the economic contribution in this developing sector.

Infrastructure Strategy and 10-Year Infrastructure Plan (including the Arts Trail initiative)

Infrastructure is a fundamental building block for growing private investment, creating jobs, stimulating economic growth and building social inclusion. The Northern Territory has a thriving, imaginative and innovative creative economy, and our arts, heritage, culture and recreational lifestyle are some of our best assets.

A number of the Department's activities are identified in the 10-Year Infrastructure Plan Annual Review 2018-2027, including the National Aboriginal Art Gallery and the Territory Arts Trail.

The \$106 million Territory Arts Trail is a significant investment in cultural assets to create more local jobs and build a unique and culturally significant arts experience across the NT.

Aboriginal Employment Strategy

As a major Territory employer, the Northern Territory Public Sector contributes to improved social and economic outcomes for Aboriginal Territorians. It does so through increased employment across all levels of the service, and more relevant and culturally appropriate programs, policies and service delivery strategies.

The Department's Aboriginal Employment Strategy aims to increase engagement, employment, development and retention of Aboriginal people across the Department. To increase Aboriginal employment, the Department implemented a Special Measures Plan on 1 March 2019, giving Aboriginal applicants priority consideration for all advertised positions if they meet the selection criteria at the level required.

Turbocharging Tourism and Turbo2

The tourism sector supports more than 17 100 jobs, or 12.4% of the region's total employment, and contributes 9.5% Gross Value Added (GVA) to the NT economy.

The initial \$103 million Turbocharging Tourism investment enabled an important, strategic step to attract more holiday tourists and business event travellers to the Territory. This funding package was implemented in the 2017-18 and 2018-19 financial years.

The NT Government announced Turbo2, an additional \$62.8 million extension of the Turbocharging Tourism initiative over the next two financial years— 2019-20 and 2020-21—to attract more visitors, create local jobs and help grow the economy.

TURBOCHARGING TOURISM STRATEGY INCLUDES:

\$27.7 m 

BOOST TO NATIONAL AND INTERNATIONAL CO-OPERATIVE MARKETING OVER TWO YEARS

\$20 m 

MAJOR EVENTS AND COMMUNITY FESTIVALS ACROSS THE TERRITORY OVER TWO YEARS

\$15.1 m 

ENHANCE VISITOR EXPERIENCES IN PARKS AND THROUGH ARTS AND CULTURAL EXPERIENCES OVER TWO YEARS

STRATEGIC PLAN 2017-2020

The strategic plan outlines our vision, mission and strategic directions and is based on our overarching goals:

- attract more visitors to the Territory
- create an enviable place to live
- conserve our natural and cultural assets.

Vision:

to create compelling reasons to live in and visit the Northern Territory

Mission:

to grow and promote places, participation, preservation and people

Four strategic themes guide the work of the Department:

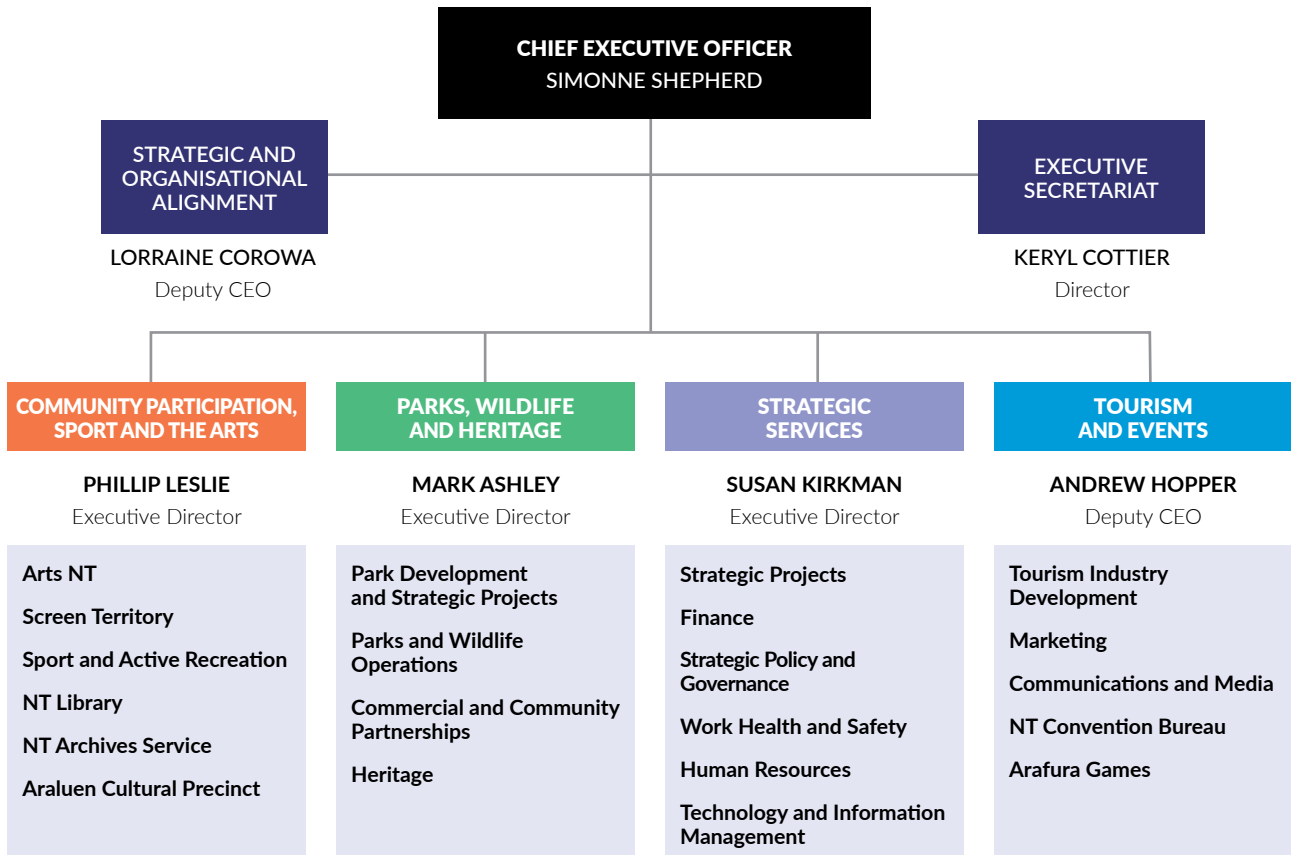
- 1. Participation:** encourage the community, government, businesses and industries to engage with and gain benefits from our programs and initiatives
- 2. Places:** provide locations where memorable experiences happen
- 3. Preservation:** ensure our cultural, heritage, art, sporting, recreational and natural assets are available now and into the future
- 4. People:** develop and retain our people to support our objectives and become an employer of choice.

Each strategic theme has a suite of objectives, which guides the Department and strengthens the way we undertake our functions.

OUR STRUCTURE

The Department is structured into the following divisions that are supported by Strategic and Organisational Alignment and Executive Secretariat:

- Parks, Wildlife and Heritage
- Community Participation, Sport and the Arts
- Tourism and Events
- Strategic Services.



Encourage communities to engage and participate in activities we provide or facilitate.

Strengthen our relationships with the community and grow strategic partnerships at all levels.

Develop and deliver quality programs and initiatives to support life-long learning and quality of life.

Support and encourage capacity development of Territorians.

Protect and provide access to the Territory's assets so they are available now and for future generations.

Grow partnerships, ownership and stewardship in our assets.

Raise awareness and engagement with our assets.

Develop existing locations and identify new locations to provide for new or improved service provision, experiences and activities.

Maximise experiences through sustainable infrastructure development.

Have a positive, high performing and inclusive culture.

Develop high performing managers and leaders to achieve increased performance.

Create the right environment for people to perform and attract talented people.

Nurture a workforce that is diverse, inclusive and reflective of the community we serve.

Grow visitation by promoting diverse and sustainable visitor experiences.

Actively work with local business and industry partners to strengthen their capacity and capability.

Support the investment in relevant infrastructure to maximise improved experiences for visitors.

Commercial Organisations - Government-funded corporations and entities

Operating within the Department of Tourism, Sport and Culture's governance structure:

- the Tourism Commission (NT) is an executive body which operates within the Tourism and Events Division, and is overseen by a board. The Chief Executive Officer of the Department of Tourism, Sport and Culture is a member of the board
- Territory Wildlife Parks is a government business division led by the Executive Director – Parks, Wildlife and Heritage, reporting to the Chief Executive Officer of the Department of Tourism, Sport and Culture.

Operating with an independent governance structure and governed by independent boards, the following entities receive funding from the Northern Territory Government via the Department:

- the Museum and Art Gallery of the Northern Territory (MAGNT), operating as a statutory authority
- the Darwin Waterfront Corporation (DWC), operating as a statutory authority
- the NT Major Events Company (NTMEC), operating as a private company.

GOVERNMENT FUNDED CORPORATIONS AND ENTITIES

TOURISM
COMMISSION
(TOURISM NT)

MICHAEL BRIDGE
Chair

TERRITORY
WILDLIFE
PARKS (GBD)

MARK ASHLEY
Executive Director
Parks, Wildlife and
Heritage

DARWIN
WATERFRONT
CORPORATION

SAM BURKE
General Manager

NORTHERN
TERRITORY MAJOR
EVENTS COMPANY

TIM WATSFORD
General Manager

MUSEUM AND
ART GALLERY OF
THE NORTHERN
TERRITORY

MARCUS SCHUTENKO
Director

Operating within DTSC governance structure

Operating with an independent governance structure



Governance Board from left to right: Andrew Hopper, Joanna Frankenfeld, Susan Kirkman, Simonne Shepherd, Phillip Leslie, Keryl Cottier, Lorraine Corowa (absent Mark Ashley).

GOVERNANCE BOARD

Simonne Shepherd

Chief Executive Officer

Bachelor of Business (Marketing and International Business)

Simonne is the Chief Executive Officer, appointed in June 2018, and leads the Department in its broad remit across a range of industry sectors. She has over 30 years experience in both the private and public sectors and has built her career working in culturally diverse destinations and organisations. Ms Shepherd has held senior executive roles in the NSW, ACT, Canadian and Abu Dhabi Governments, working across a wide-range of portfolios. She has comprehensive experience in international markets, working with government and industry partners, and is a long-term member of the Australian Standing Committee on Tourism.

Lorraine Corowa

Deputy Chief Executive Officer, Strategic and Organisational Alignment

Bachelor of Business, Master of International Management, GAICD

Lorraine's role as the Department's Deputy CEO involves supporting integration and coordination across the Department to drive continuous performance improvement and support organisational alignment and sustainability. Lorraine is a long-term Territory public servant with 32 years of experience in economic development focussed roles.

Andrew Hopper

Deputy Chief Executive Officer, Tourism and Events *Master of Business Administration, GAICD*

Andrew has extensive experience in leading the planning and delivery of major national and international projects and events. His role as the Department's Deputy CEO includes responsibility for tourism and events with direct oversight of Tourism NT, communications and media, the NT Convention Bureau and the Arafura Games.

Mark Ashley

(Previous) Executive Director, Parks, Wildlife and Heritage *Bachelor of Environmental Science and Natural Resource Management*

Mark held the position of the Executive Director for Parks, Wildlife and Heritage from 13 June 2017 to 1 July 2019, delivering leadership across a variety of conservation, heritage, commercial and community engagement programs on the Territory-wide parks estate. His role oversaw both the strategic and operational side of Parks, Wildlife and Heritage, including the development of parks and other projects. Mark's public sector experience was complemented by corporate experience as a commercial general manager responsible for a diverse portfolio of environmental, health and community development programs across Australia and internationally.

Phillip Leslie

Executive Director, Community Participation, Sport and the Arts

Bachelor of Education (Physical Education), GDip of Public Administration, Master of International Management

Phillip provides leadership across Sport, Active Recreation and the Arts, including the Northern Territory Library and the Northern Territory Archives Service. He has held a number of executive roles and has more than 20 years of experience in the Northern Territory Government and not-for-profit sectors.

Susan Kirkman

Executive Director, Strategic Services

Bachelor of Business, GAICD, CPA Fellow

Susan has considerable experience in executive management roles within both the private and public sectors. She is a Fellow of CPA Australia, a graduate member of the Australian Institute of Company Directors, and holds qualifications in accounting, governance and risk management. Her role is to provide high-level strategic leadership, management and direction, including leading development and delivery of the Department's strategic policy, governance and financial management functions, and strategic project planning and delivery.

Joanna Frankenfeld

Chief Financial Officer

Batchelor of Accounting, GAICD, CCA Fellow, IPA Fellow

Joanna has gained a wealth of experience working in various senior finance positions in the United Kingdom and Australia, both in commercial firms and with the Northern Territory Government over the past 25 years. Her role is to provide high-level policy and technical advice on financial and budget matters relating to the Department's operations and ensures the Department's compliance with all financial legislation, regulations and Treasurer's Directions.

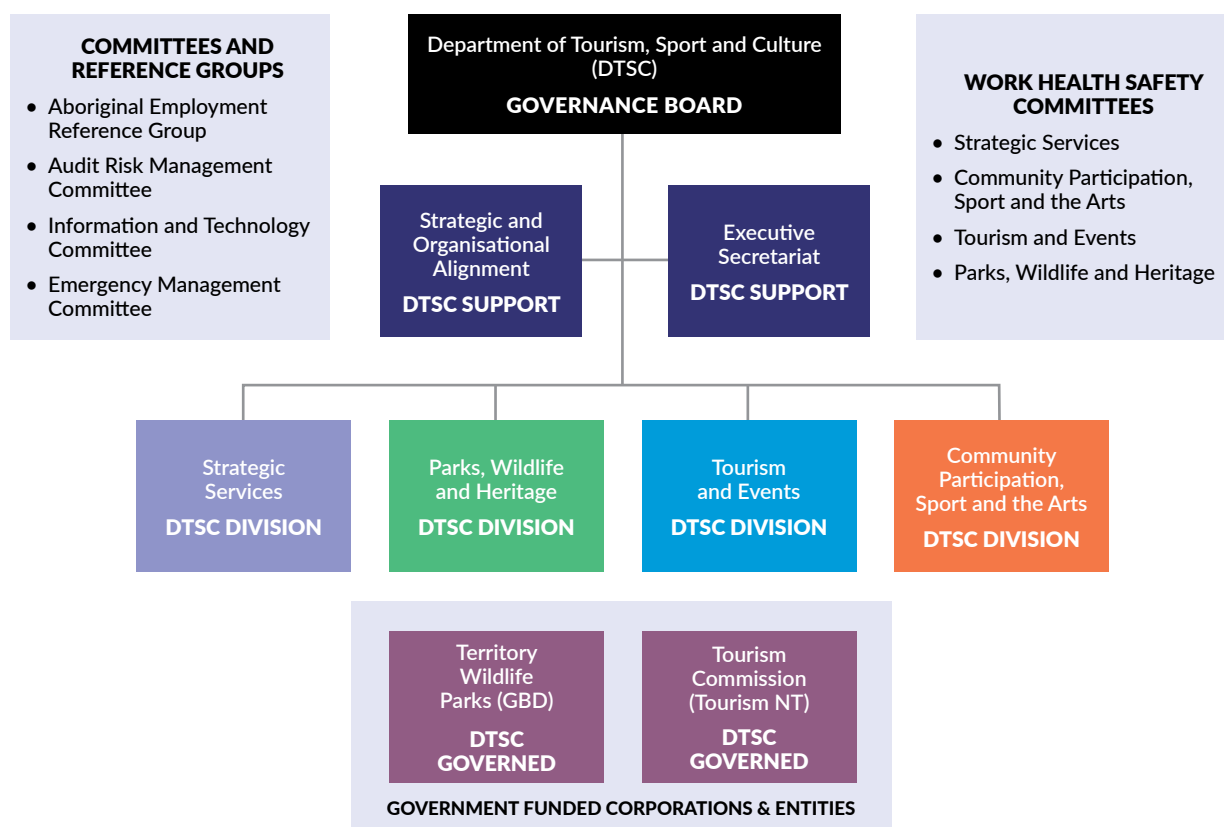
Keryl Cottier

Director, Executive Services

Bachelor of Commerce

Keryl's role provides high-level advice, support and coordination to the CEO to ensure effective operation and delivery of the Department's strategic objectives and priorities. Keryl also leads the Secretariat / Ministerial Liaison Unit, ensuring high quality, consistent advice is provided to the Minister. She has worked for the Northern Territory Government in a broad range of roles for more than 20 years.

Our governance arrangements



SECTION 2

OUR ACHIEVEMENTS

OUR VISITORS

VISITORS TO THE NT

In the 2018-19 financial year, total overnight visitation to the NT increased by 11% to 1.95 million visitors. Visitors spent \$2.54 billion, an increase of 18%, with average visitor spend per trip increasing 6.2% to \$1 307 per person.

Holiday travel accounted for 46% of all trips and 44% of total expenditure. As holiday travel is the primary target of the Department's marketing and promotional activity, the rest of this section focusses solely on the performance of the holiday market.

Domestic holiday visitation (interstate and intra-Territory) increased 1.3% to 634 000 travellers, with New South Wales (25%) and Victoria (16%) being the largest interstate source markets. Interstate holiday visitors, who represent the single largest focus area for Tourism NT, grew by 9.1% for the year.

The smaller growth of total domestic holiday visitors was impacted by declining intra-Territory visitation, i.e. Territorians travelling less within the Territory.

Domestic holiday visitors spent \$764 million in the Territory during 2018-19 (up 8.4%).



International holiday visitation grew by 3.0% to 251,000. Significant growth was achieved from Japan (up 56%) and China (up 35%). The Territory's key international holiday source markets were Japan (38 000 visitors), the United States (34 000 visitors), the United Kingdom (25 000 visitors) Germany (24 000 visitors) and China (20 000 visitors).

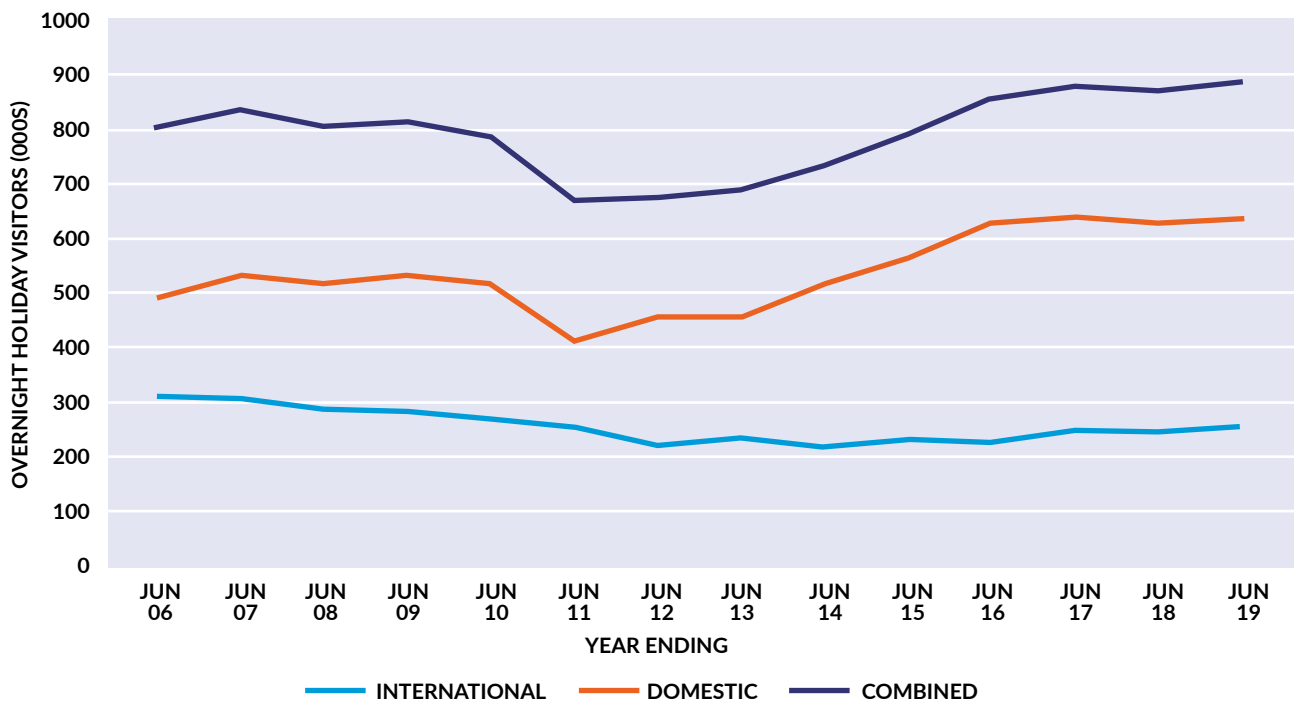
Growth in holiday visitation in 2018-19 was concentrated in some regions. The Lasseter area, which includes Uluru, experienced strong consumer interest in the lead-up to the closure of the climb in October 2019 and due to flooding of inland lakes in the region; holiday visitors to Lasseter were up 10%.

Overall for the Centre region, holiday visitors declined 6.3% due to declines in intra-Territory travel; however both interstate and international holiday visitors increased in the region.

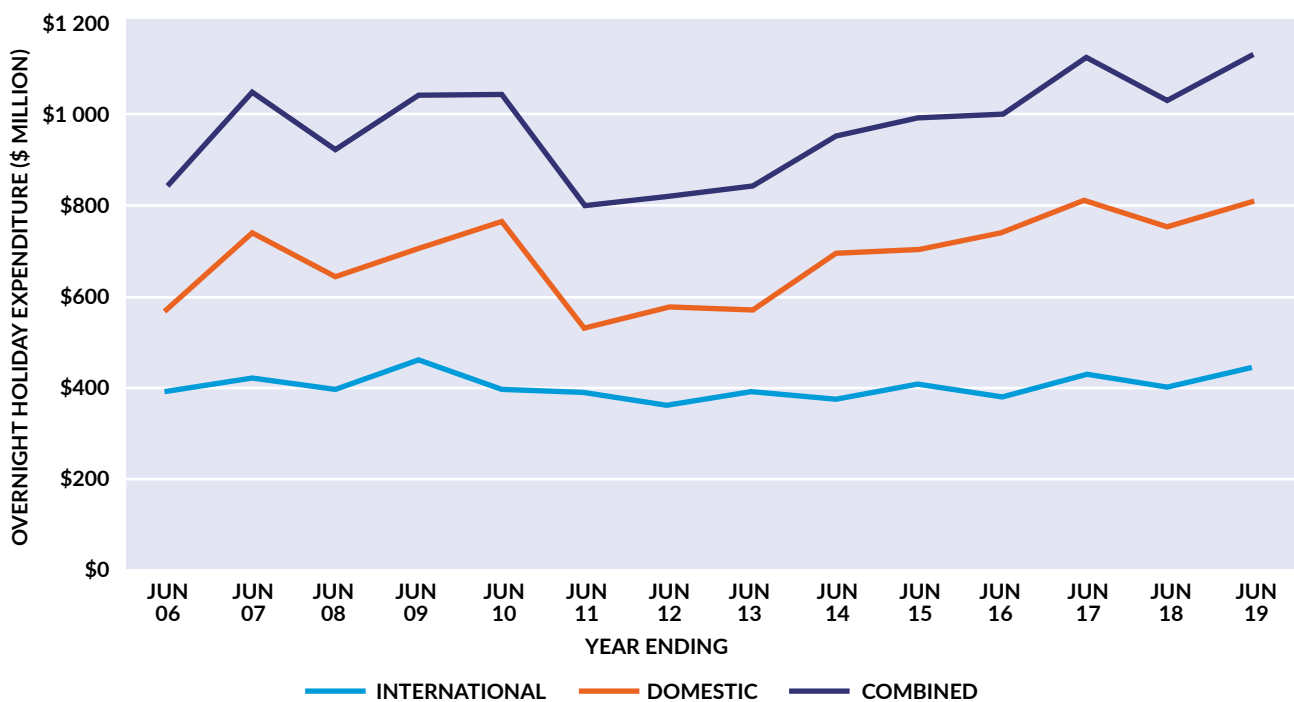
For the Top End region, overnight holiday visitors increased 5.6%.

Derived by Tourism NT from Tourism Research Australia's National and International Visitor Surveys, Year Ending June 2019.

Overnight holiday visitors in the NT



Overnight holiday visitor expenditure in the NT



Derived by Tourism NT from Tourism Research Australia's National and International Visitor Surveys, Year Ending June 2019.

Change in methodology from 2014 – estimates are not directly comparable to previous years.

VISITORS TO OUR PARKS

The Department reported a total of 3.59 million visitors to major parks and reserves in 2018-19, which was higher than the visitor estimate for the year.

Visitor surveys and visitor satisfaction

In 2018-19, a number of surveys were conducted across the Territory in areas managed by the Department's Parks, Wildlife and Heritage Division. More than 830 surveys captured feedback on the demographics of park visitors, what activities they intended to do, and how long they intended to stay in the parks. Participants were also asked what they enjoyed most and least about their visit and what park services and infrastructure were important to them.

Combining data from these surveys and credible third party TripAdvisor ratings and other feedback mechanisms such as Google reviews, visitor book comments and Facebook reviews, the average visitor satisfaction ratings were:

LOCATION	2017-18 VISITOR SATISFACTION RATING (%)	2018-19 VISITOR SATISFACTION RATING (%)	TREND ANALYSIS AND COMMENTARY
Territory Wildlife Park	92%	90%	Overall satisfaction has remained high. A small decrease in average ratings was noted across the year.
Alice Springs Desert Park	94%	97%	Actions feedback as its received throughout the year. Creating consistently good first impression by managing the entry station.
George Brown Darwin Botanic Gardens	97%	91%	Cyclone Marcus and construction work on site have had an impact on satisfaction.
Nitmiluk National Park	NA	92%	Surveys conducted in 2017-18 were for Litchfield National Park and Tjoritja / West MacDonnell National Park.

In 2019, TripAdvisor Certificates of Excellence were awarded to Alice Springs Desert Park and George Brown Darwin Botanic Gardens. Twenty of our top-visited parks and reserves were also awarded Certificates of Excellence in 2019. Among those, Watarrka National Park and Casuarina Coastal Reserve were awarded Certificates of Excellence for the first time.

A summary of improvements to visitor facilities in 2018-19

The following infrastructure developments took place in 2018-19 to improve the visitor experience across the Territory:

Top End and East Arnhem region

- the Northern Territory Library opened 'A Territory Story' exhibition in July 2018 - a permanent exhibition showcasing the people, places and events that have shaped the Territory's history
- planning underway for developing the East Reynolds (Central Valley) area in Litchfield National Park. The project will provide three new campgrounds and a day-use area with access to numerous new swimming sites. The tender for stage 1, access road construction from Litchfield Park Road to the Central Valley staging area, was released in May 2019.
- campground host site at Sandy Creek Falls campground in Litchfield National Park completed
- upgrades to carparks at Howard Springs Nature Park completed
- fitness equipment installed at Dripstone Cliffs in Casuarina Coastal Reserve
- mountain bike trails built at Lee Point in Casuarina Coastal Reserve and at Charles Darwin National Park
- erosion management and upgrade of visitor access road in Lambells Lagoon Conservation Reserve completed
- planning and design of mountain bike and walking trail connectivity from Litchfield Park Road to the Central Valley development in Litchfield National Park completed
- stage 1 of the upgrade of the Sandy Creek and Creek to Coast walking platforms in Casuarina Coastal Reserve completed
- beach barrier installed at Tree Point Conservation Area to delineate park and private land and minimise trespass issues
- crocodile barrier fence installed at Berry Springs Nature Park
- irrigation and furniture upgrade at Holmes Jungle Nature Park commenced
- Shoal Bay Coastal Reserve firearm safety buffers implemented with the new Gunn Point Road alignment, with support from the NT Firearms Council
- Florence Falls staircase and walking trail from 4WD campground upgrade completed
- construction on the George Brown Darwin Botanic Gardens Visitor and Event Centre commenced, with completion expected in October 2019
- design and documentation completed for the new terraced display area depicting Arnhem Land and Jawoyn escarpment plants in the George Brown Darwin Botanic Gardens. Project to be implemented in stages throughout 2019-20.
- planning commenced on the delivery of a new art gallery in State and Civic Square
- planning and consultation for Arts Trail Regional Gallery Extensions in Arnhem Land continued, with business cases to be completed in 2019-20
- 7 upgrades approved to art and cultural facilities including remote art centres, keeping places and museums through the Arts Trail Regional Stimulus Grants Program, and 3 upgrades completed including the Djomi Museum in Maningrida, Munupi Arts on Melville Island and Jilamara Arts and Crafts Association signage and Tutuni Poles.

Katherine and Barkly regions

- development of a new campground in Jasper Gorge completed and the redevelopment of Matt Wilson Lookout and camping area at Judbarra / Gregory National Park commenced
- upgrade and refurbishment of the Nitmiluk Visitor Centre commenced
- several walkways on the wet season side of the crossover between the first and second gorges in Nitmiluk National Park replaced and upgraded
- bridge across the Katherine River to support access and future tourism developments in Nitmiluk National Park constructed
- walking trails at Leliyn (Edith Falls) upgraded and a crocodile management barrier installed in the Leliyn plunge pool in Nitmiluk National Park
- planning commenced for new mountain bike trails and upgrade of the Baruwei Lookout in Nitmiluk National Park
- walkways at Bitter Springs in Elsey National Park upgraded
- 4 upgrades approved to art and cultural facilities including remote art centres, keeping places and museums through the Arts Trail Regional Stimulus Grants Program, and 3 upgrades completed including Karungkarni Arts towards design development and Karungkarni Art Shopfront upgrades in Kalkaringi and Ngukurr Arts Aboriginal Corporation in the Big Rivers Region.

Central Australia region

- upgrade and fit out of the Araluen Arts Centre dance floor to allow use of the space by the local community completed
- sacred site clearances granted, and construction of three additional shelters and new track works completed along the Larapinta Trail
- walking track maintenance work continued, with further work carried out on section five of the Larapinta Trail, the Ridge Top Walk, and the Chain of Ponds walk at Trepina Gorge Nature Park
- new paved path works, accessible standard picnic facilities, barbecues and improved lighting installed at Alice Springs Telegraph Station Historical Reserve
- new viewing platform in Watarrka National Park constructed to replace the platform that was damaged by a rockfall in 2016
- full sign posting of 45km network of mountain bike / shared-use trails on Crown land and Tjoritja / West MacDonnell National Park (collectively referred to locally as the 'Westside' trails) completed. Upgrades to 4km of existing shared-use trail, and development of 10km of new shared-use trail at the Alice Springs Telegraph Station / Eastside trail network completed. Total distance of formal shared-use trail in this area is now 70km.
- planning progressed for the National Aboriginal Art Gallery in Alice Springs
- 11 upgrades approved to art and cultural facilities including remote art centres, keeping places, museums and libraries through the Arts Trail Regional Stimulus Grants Program, and 6 upgrades completed including the National Pioneer Women's Hall of Fame, Iltja Ntjarra Arts Centre in Alice Springs, Hermannsburg Potters and Central Australian Art Society Incorporated and NPY Woman's Council for signage and Tjanpi Corner at the Tjanpi Desert Weavers.

SOCIAL MEDIA ENGAGEMENT

The Department uses social media as part of an integrated approach to communicating its services, programs and initiatives. Our Facebook channels support our face-to-face consultation and engagement while helping us connect with the public and raise our programs' profile.

The goals of the Northern Territory Government's social media presence is to inform, inspire and connect with the community.

Inform – to be the source of up-to-date information about the activities affecting Territorians.

Inspire – celebrate what it means to be Territorian through sharing positive stories and community achievements.

Connect – create an environment of transparency through allowing a dialogue between the community and government.

In 2018-19, the Department undertook a project to:

- to define our social media audience and create personas for use in targeted social media advertising
- to review and consolidate our Facebook pages in line with a whole-of-government strategy
- to increase engagement and year-on-year follower growth by 10%.

To achieve these goals, the Department audited all its social media accounts. It then revisited its social media content strategy in line with the whole-of-government focus on creating and distributing valuable, relevant and consistent content and messages to Territorians. The project included developing audience personas and analysing engagement rates of each social media account.

The audience personas, findings of the audit and a new social media content strategy was presented to the Department Governance Board and approved in February 2019.

The project culminated in archiving these social media accounts:

SOCIAL MEDIA ACCOUNT	SOCIAL MEDIA PLATFORM
Northern Territory Sport and Recreation	Facebook
Northern Territory Arts and Museums	Facebook
The Territory Remembers	Facebook
Heritage NT	Facebook
Live Darwin	Facebook
Tourism NT	Twitter
Parks and Wildlife NT	YouTube

Current state of the Department's social media

The Department produced a combined year-on-year follower growth of 17% for all pages that have comparative data available.

In several instances, the Department greatly exceeded the 10% growth goal, with Tourism NT, NT Library and NT Parks and Wildlife pages all achieving 30% or more growth in 2018-19. Leanyer Recreation Park and Palmerston Water Park Facebook pages did not meet the goal of increased engagement and year-on-year follower growth of 10%.

Case studies

The Northern Territory Parks and Wildlife Facebook page continues to provide strong reach and engagement.

The Department produced a viral post on the discovery of a three-eyed snake in Humpty Doo. This extremely successful post received international interest, driving massive engagement and new likes to the page from across the globe.



Number of followers across Department social media accounts

	2017-18 FOLLOWERS	2018-19 FOLLOWERS	GROWTH %
FACEBOOK			
Araluen Arts Centre	4 221	4 953	17
Alice Springs Desert Park	8 329	9 572	15
Alice Springs Masters Games	3 666	4 557	24
Desert Mob	3 223	3 700	15
George Brown Darwin Botanic Gardens	2 685	3 714	38
Leanyer Recreation Park	4 812	4 953	3
Mitchell St Mile	2 034	2 368	16
Northern Territory Australia's Outback	289 711	315 713	9
Northern Territory Parks and Wildlife	39 191	51 117	30
NT Library	6 617	8 888	34
Palmerston Water Park	1 909	2 071	8
Screen Territory	391	1 702	335 ¹
Territory Wildlife Park	10 310	11 400	11
Tourism NT	6 382	8 476	33
Yaye's Café	1 243	1 570	26
INSTAGRAM			
Araluen Arts Centre	1 239	1 996	61
Desert Mob	1 153	2 582	124
George Brown Darwin Botanic Gardens	1 217	1 532	26
Northern Territory Australia's Outback	213 122	264 412	24
TWITTER			
Northern Territory Australia's Outback	8 832	10 171	15
LINKEDIN			
Tourism NT	N/A	4 577	

1. Screen Territory had historically maintained three separate Facebook pages, which were combined into a single business page, resulting in the large growth.

For 2019-20, the Department will continue to increase social media engagement and aim for a year-on-year follower growth of 10%.

Grant programs

The Department of Tourism, Sport and Culture provides grant funding for a range of initiatives and activities. In 2018-19, grants totalling \$140.8 million were paid to recipients. A full list of grant recipients is provided at Appendix A.

Grants paid to recipients valued at more than \$0.5 million comprised 71% of payments, with cooperative marketing agreements and sports and learn to swim vouchers a further 12%. A breakdown of recipients that received grants in excess of \$500 000 in any of the last three financial years is outlined at Appendix B.



Tourism NT/Henry Brydon

OUTPUT GROUP: TOURISM, SPORT AND CULTURE

Key performance indicators: 2019-20 agency budget statement

KEY DELIVERABLES	2018-19			2019-20
	BUDGET	ESTIMATE	ACTUAL	BUDGET
Tourism and Culture				
Grants distributed	\$63.6M	\$57.7M	\$56.7M	\$54.7M
Holiday visitors ¹ :				
domestic	631 000	653 000	634 000	677 000
international	275 000	259 000	251 000	261 000
Holiday visitor expenditure:				
domestic	\$671M	\$832M	\$764M	\$859M
international	\$388M	\$359M	\$362M	\$364M
Parks				
tourism business experiences operating in parks	198	198	203	200
visits to major parks and reserves	3.56M	3.58M	3.59M	3.59M
joint management plans for parks ²	24	22	22	24
Problem saltwater crocodiles removed from the wild ³	270	300	283	300
Eligible organisations registered for sport vouchers	350	350	367	350
Public libraries supported ⁴	32	32	31	32
Assets:				
investment in publicly owned assets ^{5,6}	\$147.7M	\$170.4M	\$76.8M	\$180.4M
investment in privately owned assets ⁷	\$11.8M	\$16.6M	\$17.3M	\$9.2M
Commercial organisations				
Grants distributed	\$45.1M	\$56.3M	\$58.2M	\$39.6M

1. The increase in 2019-20 reflects outcomes from the Turbo2 initiative.

2. In 2018-19, joint management plans for two parks were delayed due to protracted Traditional Owner consultation.

3. Changes in environment conditions affect the number of problem saltwater crocodiles that are removed.

4. The reduction is due to the Santa Teresa public library no longer being operated by the MacDonnell Regional Council. The Public Library Funding Agreement grant is now utilised by council to operate the 'MacConnect', a digital literacy and cybersafety program.

5. The sum of the agency's capital works, minor new works, and repairs and maintenance programs. Capital works may be delivered over a number of years.

6. Turbocharging Tourism initiative.

7. Infrastructure-related grant programs.

Highlights of Tourism, Sport and Culture

- the announcement of an additional Northern Territory Government investment of \$62.8 million over two years through Turbo2 to build on the significant momentum and outcomes of the initial Turbocharging Tourism package
- by 30 June 2019, Turbocharging Tourism saw more than 60 000 holiday bookings against a target of 53 000 contributing to the increase in tourism numbers
- the inaugural Tourism Towards 2030 conference held in Darwin and Alice Springs in March 2019 attracted more than 300 industry attendees. The conference was held in partnership with Tourism Top End, Tourism Central Australia and the Department of Trade, Business and Innovation to help tourism businesses succeed and grow in an ever-changing marketplace.
- delivered more than \$1.6 million in grants to support the screen industry (100 projects), an increase from \$650 000 in 2017-18
- delivered more than 33 572 sport vouchers to support families throughout the Northern Territory
- delivered more than 248 grants to support development and showcase the Northern Territory arts sector (\$10.6 million in grants to 27 arts organisations / facilities for 118 projects, activities or events), an increase from \$9.16 million in 2017-18
- approved 25 new private business partnership arrangements for commercial tourism enterprises in NT national parks, an increase in 12 partnerships from 2017-18
- granted more than 4 500 permits for tour operators, hunting, commercial activities and research projects, an increase from 3 886 permits in 2017-18
- delivered 374 informative walks and talks to 6 972 park visitors across the Alice Springs, Katherine and Darwin regions as part of the Territory Parks Alive program
- released the Screen Industry Development Plan 2018-2020 presenting a clear vision and roadmap for how government and industry can work together to create more jobs and increase the sustainability of local screen businesses
- established the new Screen Industry Advisory Council (SIAC) to provide advice and support to government to deliver the best outcomes for the local screen industry and the NT
- implemented 5-year grant funding agreements for visitor services in Regional Tourist Organisations, NT Public Libraries, NT Show Council and Museum and Art Gallery of the NT.

Significant achievements

Market the Territory as a desirable visitor destination and encourage and facilitate sustainable growth of the Territory's tourism industry.

- delivered Turbocharging Tourism, with interstate holiday visitation growing by 9.1% for the year and international holiday visitation growing by 3.0%
- achieved strong growth in overnight holiday expenditure in the NT, with \$1.13 billion delivered representing 11% growth on the previous year
- progressed the Aboriginal Tourism Strategy, with a continued focus on extensive consultation throughout the Northern Territory
- two further Aboriginal tourism case studies identified for development following the overwhelming success of the case studies for Pudukul Aboriginal Cultural Tours and Karrke Aboriginal Culture Tours
- hosted 410 delegates at the annual Australian Tourism Export Council (ATEC) Meeting Place conference and workshop in Darwin in November 2018, placing Darwin on the national stage as a vibrant conference destination. A record number of 95 inbound tour operators and nearly 300 Australian sellers and industry professionals attended.
- continued to work with and support communities at Bonya, Titjikala, Ilpurla, Baniyala and Newcastle Waters in the delivery of Aboriginal cultural programs for tourists
- partnered with the Department of Trade, Business and Innovation to deliver 16 projects for small Aboriginal tourism businesses to assist with improvements to their social media and booking systems
- booked 45 confirmed business events and conferences, bringing 13 725 business delegates to the Northern Territory and generating an estimated \$32.8 million in delegate expenditure into the Territory economy
- Jetstar Airways commenced inaugural flights between Brisbane and Uluru in August 2018
- Qantas Airways launched its first direct commercial flights from Adelaide and Darwin to Uluru in April 2019
- Jetstar Asia increased the frequency of its Singapore to Darwin service from five to seven flights per week on a seasonal basis
- to coincide with Jetstar Asia's 10th anniversary of operating flights between Singapore and Darwin, a specially designed Northern Territory livery was unveiled in March 2019. The liveried aircraft operates throughout Jetstar Asia's international destinations, creating potential visitor interest in the Northern Territory with a new international audience.

- four international charter flights from Tokyo, Nagoya and Osaka brought Japanese tourists to Alice Springs and Uluru in October 2018. A flight in August 2018 from Japan also incorporated a visit to Darwin.
- Japanese visitor numbers to the NT grew 56% in the 2018 calendar year, aided by additional connectivity and increased wholesaler marketing of the Northern Territory
- Adventure NT tourism showcase held in China and Singapore in October 2018 included a delegation of 19 Territory tourism operators promoting their product to the greater China, Singapore and Malaysian markets. NT tourism operators conducted business meetings and product training with 170 distribution and industry partners across a series of events held within the Adventure NT program.
- Tourism NT was represented at the inaugural UK/ Europe Explorers' Way New Experiences Roadshow from February to March 2019. NT tourism experiences were introduced to 300 product managers, frontline agents and media from the UK, Germany, France and Italy during the roadshow in London, Manchester, Zurich and Munich.
- the USA Northern Territory roadshow in April 2019 reached 170 travel agents and 19 media and influencers, promoting destination and product updates and reinstating the Outback Payback Agent Incentive Program for 2019. The USA NT roadshow was held in Los Angeles, San Diego, San Francisco and Dallas.
- in April 2019, Virgin Australia Airlines introduced a new seasonal service connecting Denpasar (Bali) with Darwin
- NT Out and About was filmed on location across the Territory's key tourism destinations. The special seven-part series aired on Imparja and Channel 9 and featured the NT's unique events and food tourism highlights.
- working groups with the Central Land Council progressed the planning for a new \$12 million Red Centre Adventure Ride through the Tjoritja / West MacDonnell National Park and a high-end, multi-night hiking trail in Watarrka National Park
- the NT Business Events Support Fund has seen \$1.64 million invested through Turbocharging Tourism to secure 45 confirmed business events that will generate \$32.8 million in estimated delegate expenditure between 2018 and 2022, with visitation from 13 725 delegates
- Tourism NT's Welcome to China program assisted a further 19 local operators to enhance amenities and provide translated and culturally appropriate tourism material to more effectively service the rapidly growing Chinese market
- implemented a major integrated marketing campaign leveraging the feature film 'Top End Wedding'. The campaign built awareness, promoted the accompanying 'Location Scouts' series and partnered with Qantas, Flight Centre, Thrifty, Sealink and Accor. It also saw a major media partnership with Channel 9 across multiple platforms, including the Today Show, nine.com.au and Married at First Sight.
- hosted the television wedding of the year via live broadcast on Channel 9's Today Show as part of the Top End Wedding promotion
- launched the first-ever campaign to position the Northern Territory as a wedding destination, receiving more than 1 300 downloads of wedding vendor information on northernterritory.com
- launched an Arts Trail marketing campaign to position the Northern Territory as the premier global destination for Aboriginal art and culture experiences
- launched a new campaign to highlight military experiences available in the Northern Territory and leverage the inaugural Territory Tribute event, which included production and distribution of a new map highlighting military sites and experiences available across the Territory
- implemented an exclusive partnership with Australian Traveller with NT content syndication and data sharing. The partnership targets consumers using specific content to entice booking an NT holiday.
- in an exclusive partnership with Holidays of Australia, launched 'NT Now', a travel-booking platform packaging and promoting great Northern Territory travel deals, providing a new distribution platform for industry to sell their products and affordable packages for consumers, especially during off peak and shoulder travel periods
- launched two cooperative campaigns with Jetstar, delivering significant national reach for the NT during the MasterChef and Bachelorette television series
- a partnership with global brand Pinkbike delivered more than 13 000 views of NT video content within two days of going live, marketing the Northern Territory's world-class mountain biking trails

- provided 24 free Wi-Fi hotspots in various regions, including at the Uluru-Kata Tjuta Cultural Centre, Glen Helen Resort, Batchelor Post Office Store, Mataranka Homestead, Tiwi Islands Art Centre and the Darwin Waterfront Precinct. More than 173 000 consumers accessed the free Wi-Fi services across the Northern Territory. On login, users were asked if they would like to receive more information from Tourism NT, and more than 27 000 users opted to do so. The Northern Territory Government continued to support ongoing costs of the free Wi-Fi, contributing \$330 000 in 2018-19.
- restoration works funded under the Turbocharging Tourism initiative within the nationally listed Hermannsburg Historic Precinct gained momentum during 2018-19. Hermannsburg is one of only five nationally listed heritage sites in the Northern Territory. Following a full condition and services audit of buildings on site, an innovative stone wall salt extraction process was initiated to limit future cracking damage to walls of buildings, some of which date back to the 1880s.
- 57 entries received for the 2018 Brolga Awards, with 20 businesses winning awards across 23 categories. Two new NT categories attracted six new entrants to the awards program. Katherine Outback Experience won the new Visitor Experience Award, and Karrke Aboriginal Cultural Experiences & Tours won the Emerging Aboriginal Tourism award.
- the NT secured five awards at the 2018 Qantas Australian Tourism Awards. Cicada Lodge at Nitmiluk Gorge won two gold awards for Luxury Accommodation and Tourism Restaurants and Catering Services, also claiming silver in the Aboriginal and Torres Strait Islander Tourism category. Katherine Outback Experience won bronze in Tourist Attractions, and Tourism Central Australia won bronze for Visitor Information Services.
- the Bondi Rescue television program team travelled to and promoted Alice Springs and surrounds during their visit to the 2018 Rotary Henley-on-Todd Regatta, with the episode aired to millions of viewers in a one-hour Red Centre television special
- northernterritory.com saw a 40% increase in users, a 237% increase in airline and travel agent leads and a 94% increase in leads to tourism operators when compared year-on-year
- achieved a 14% increase in NT tourism operator listings on the Australian Tourism Data Warehouse and an 18% boost in online distributors, resulting in more NT product promoted across a larger distribution network

- undertook a tourism enterprise study to examine the challenges facing tourism operators, which will guide future activities and programs
- partnered with Hospitality NT in developing the NT's food and drink sector
- negotiated cruise ship and boutique expedition ship arrivals and home porting arrangements.

Support, develop and promote the creative arts and screen sector

- launched the Screen Industry Development Plan 2018-20, setting out the vision, priorities and key actions to boost the scale of the local screen industry, targeting the pipeline of production activity and the sustainability of local businesses
- established the Screen Industry Advisory Council (SIAC) to provide advice and support to government to deliver the best outcomes for the local screen industry
- invested \$1.6 million through the Screen Grants Program to support 100 screen projects, professional development opportunities and film festivals and to assist Territory screen practitioners to travel to conferences, festivals, awards and skills development training. This is an increase from \$650 000 in 2017-18.
- Screen Territory launched the \$1.48 million Enterprise Program, a key deliverable of the Screen Industry Development Plan 2018-2020, which will fund 12 Territory production businesses
- Screen Territory joined Ausfilm, the premier organisation that markets and promotes Australian locations and facilities to international production companies and studios
- Screen Territory partnered with SBS Food to co-finance 'Delicious Darwin', an eight-part series for prime-time broadcast showcasing the diversity and multiculturalism of Darwin's food scene
- Screen Territory partnered with National Indigenous Television (NITV) to co-fund and support emerging Aboriginal directors with the production of three documentaries to be broadcast nationally on NITV
- Screen Territory supported the emerging screen sector by partnering with Darwin International Film Festival (DIFF), Screen Producers Australia, Australian Directors Guild, Australian Cinematographers Society and Central Australian Aboriginal Media Association (CAAMA) to fund production of four short films to be screened at DIFF
- Screen Territory hosted the first location scout with a major Chinese film company – Bliss Media (Hacksaw Ridge and Jackie)

- Screen Territory partnered with peak industry conferences to support Territory filmmakers including Screen Forever (Screen Producers Australia), MIFF 37 South, Australian International Documentary Conference (AIDC) and Screenmakers Conference, which focusses on the emerging screen sector
- invested \$10.6 million through the Arts Grants Program to support 27 arts organisations and facilities, 31 strategic initiatives, 84 arts projects and professional development opportunities for industry development, showcasing and marketing activities, and attracting international, national and local audiences, an increase from \$9.16 million in 2017-18
- delivered the 'Live Darwin' and 'Live Alice Mparntwe Arts' programs, investing \$444 241 in Alice Springs and Darwin and providing 32 community activities and events, including showcasing, dance, music, street art and workshops in Darwin and Alice Springs
- invested \$1.73 million into 22 infrastructure upgrades and services to regional and remote art centres, art galleries, museums, libraries and 'keeping places' across the Territory through the Arts Trail Regional Stimulus Grants
- delivered MAP 2019: Essentials for Arts Business, a business forum lead by Arts NT engaging 25 leading arts organisations and independent creative professionals including board members, executive officers and arts workers to grow arts business and leadership capabilities, on par with the previous year
- relocated nine arts organisations from Frog Hollow to newly upgraded premises at Harbour View Plaza, in the Darwin Central Business District
- the Araluen Arts Centre hosted 145 events and exhibitions, a slight decrease from 159 in 2017-18. Visitation remained stable attracting 70 000 visitors over the year.
- progressed future projects and collaboration with the Centre for Excellence for Biodiversity and Heritage (CABAH) and Monash University to ensure important cultural and scientific records and new insights into Australia's past continue. At the invitation of CABAH, a delegation including one departmental staff member and two sea rangers from Borroloola travelled to Wollongong in December 2018.
- progressed the Northern Territory Government initiative to provide enforcement powers for Aboriginal rangers by conducting 41 meetings and workshops with Aboriginal ranger groups and stakeholders
- opened the Northern Territory Library's (NTL) 'A Territory Story' exhibition, a permanent exhibition showcasing the people, places and events that shaped the Territory's history, and developed a new schools program to introduce visiting students to Territory history
- received donations and / or acquired many significant personal and photographic archives at the NTL and Northern Territory Archives Service (NTAS), including early photographs and field books relating to the Escape Cliffs settlement (1864-67); four early Samuel White Sweet photographs (c1870); 4 000 photographs of Milingimbi and Barunga communities from 1960-70s; extensive collections relating to the history of transport in the Northern Territory; 12 000 colour slides and negatives of the Top End environment, people and events from 1962-98; and registers of births and deaths for the District of Palmerston (now Darwin), 1868-1890
- NTL and NTAS implemented a new inquiry management system and assisted with more than 2 500 research inquiries
- completed important restoration works at the Ross Smith Memorial in Fannie Bay, Darwin
- NTL delivered 75 events and exhibitions, including the Northern Territory Literary Awards in Alice Springs for the first time, launching the Curator's Cut historic film screening program, and partnering with Darwin Festival, Darwin Fringe Festival and Darwin International Film Festival
- NTAS delivered 24 events and exhibitions, including a range of history talks, an increase from 16 in 2017-18
- through National and State Libraries Australia, NTL was a partner in the development of the National edeposit (NED) system, a new national digital infrastructure platform that enables libraries to comprehensively collect, preserve and make accessible all Australian digital publications
- added 16.1 metres of archival collections to the NTAS, slightly lower than 21.8 metres in 2017-18

Protect and provide access to the Territory's major heritage and cultural assets and collections

- worked with the community to conserve the unique natural and cultural heritage of the Northern Territory and continued to provide grant funding to support Traditional Owners on jointly managed parks, community-based wildlife programs and maintenance of registered heritage assets
- partnered with Traditional Owners, the Northern Land Council, Monash University and Flinders University on four weeks of rock art survey cultural projects in Limmen National Park, Barranyi National Park and South East Arnhem Land Indigenous Protected Area

- upgraded the South Repository at NTAS to increase collection shelving capacity by 1.8 km, approved 15 functional records schedules and registered 53 457 archival items
- improved local management of public library services by transitioning the Nhulunbuy Community Library from NTL to East Arnhem Regional Council, and Taminmin Community Library to Litchfield Council, fully funding these services through the Public Library Funding Agreement
- completed the rollout of community Wi-Fi services as a basic public library service to 46 remote Aboriginal communities, increasing usage over 2 000% over two years to 485 440 sessions in 2018-19
- invested \$285 000 through the Regional Museums Grant Support Programs for nine regional and remote museum projects across the Territory, on par with previous years.

Deliver and implement strategic projects

- progressed planning for the National Aboriginal Art Gallery, including establishing a National Reference Group, progressing development of a strategic business case and supporting development of an Aboriginal workforce and enterprise development plan
- undertook detailed planning for the development of an art gallery within the Darwin Civic and State Square Precinct
- progressed delivery of a 10-Year Museums Master Plan for Darwin and Palmerston in collaboration with industry stakeholders
- supported planning for a National Indigenous Cultural Centre in Alice Springs.

Invest and develop the Territory's sport and active recreation sectors

- encouraged participation in sport and active recreation to provide social, economic, health and emotional benefits to individuals and the community
- delivered the \$19.8 million Darwin Indoor Netball Stadium, Marrara, in January 2019 providing opportunity for competition on a four-court, national standard, spring floor surface, including a show court, seating, change rooms, airconditioning, corporate entertaining spaces and carpark
- funded the \$16.7 million Darwin International Tennis Centre, Marrara, completed in July 2018
- delivered the \$25.3 million Rugby League Stadium at Warren Park, Marrara, providing for competition on three full-sized fields, including one of a national standard. The facility includes a grandstand, change rooms, food and beverage facilities, and carpark spaces.

- completed the \$1 million Katherine Motor Sports amenities and main ring upgrade project
- completed the \$1.47 million installation of LED lighting to the Hidden Valley drag strip
- provided a \$4.55 million grant to City of Darwin for development of lights at Gardens, Bagot and Nightcliff ovals
- invested \$1.65 million to upgrade the Tennant Creek Speedway
- invested a further \$5 million with regional and remote councils to upgrade ovals, lighting, basketball courts and recreation halls
- completed resurfacing of the hockey pitch at Traeger Avenue (July 2018), installation of evaporative cooler and fans at the Alice Springs Basketball Centre (September 2019) as part of a \$6.2 million investment in Alice Springs Town Council owned sporting facilities
- works in progress include Jim McConville oval change rooms and canteen facility, Ross Park change room and canteen, Albrecht oval additional change room and grandstand and planning for Rhonda Diano oval upgrades to track and field amenities
- commenced construction of the \$6 million Motor Sports House at the Hidden Valley complex, including hot desks, administrative facilities, training and conference rooms as well as roads and infrastructure upgrades
- commenced construction of \$2 million change rooms, media room, umpires room and canteen at TIO Stadium Oval 2
- provided secretariat services to the Women in Sport Advisory Committee
- in conjunction with the Community Benefit Fund, delivered five grant information sessions to inform and advise the community, which resulted in a new sport being recognised and recommended to receive Peak Sporting Body (PSB) funding
- developed the Northern Territory Sport Integrity Action Plan, including a 'drugs in sport' education strategy, an online sport integrity toolkit, and established the NT Sport Integrity network for Territory PSBs
- worked with more than 100 coaches, coach developers, and officiating mentors and coaches, as well as hundreds of athletes, to educate, inform and implement appropriate sport delivery and development strategies in 21 sports
- provided scholarships to support development of 58 coaches, 17 high-performance officials and eight athletes competing at the national and international level

- a total of 33 572 sport vouchers were redeemed in urban areas, with more than 5 000 children accessing water awareness or swimming lessons at 16 registered swim schools. Ten regional councils and five Aboriginal corporations delivered sport and active recreation initiatives in more than 70 communities through remote sport voucher funding.
- a new online sport voucher system was launched to improve access in urban areas, reduce potential for voucher fraud and waste, and increase administration efficiencies. Aside from the online system, sports vouchers can still be accessed via other methods.

Represented the Territory's interests at the following policy and decision-making forums about national arts and sport sector development and delivery

- meeting of Cultural Ministers
- meeting of Sport and Recreation Ministers and Committee of Australian Sport and Recreation Officials
- Play by the Rules Management Committee
- National Institutes Network
- the National and State Libraries Australia, the Australian Public Library Alliance and Council of Australasia Archives and Records Keeping Authorities meetings
- the Araluen Cultural Precinct hosted the Australian Museums and Galleries Association National Conference in May 2019, with close to 400 delegates attending, contributing more than \$1 million to the local economy.

Protect and develop parks and reserves for the benefit of the community and administer wildlife management programs

Territory wide

- approved 25 new private business partnership arrangements for commercial tourism enterprises in NT national parks, an increase from 13 in 2017-18
- permits granted include: 82 for tour operators; 1 154 for waterfowl and pig hunting*; and 3 268 for commercial activities, including film and photography, use of drones, flora and fauna collection, research and Back Country Hunting. *For 2018-19 the waterfowl and pig hunting permits (including Back Country Hunting permits) have increased slightly, noting that in 2017-18 there were 533 one year permits issued and 450 five year permits issued, with a total of 983 that year. During the 2017-18 season the bag limit was reduced to 3 geese, which may have impacted on the number of permits sought.
- delivered 77 Be Crocwise face-to-face presentations to 8 871 people. Presentations occurred in schools, regional shows, urban and remote community group events, and camping and boating expos
- delivered the Territory Parks Alive program, providing 374 informative walks and talks to 6 972 park visitors across the Alice Springs, Katherine and Darwin regions
- delivered 50 community engagement events in partnership with other stakeholders, including representation at a number of festivals, markets, outdoor shows and Landcare events
- delivered 59 talks to schools, talking to more than 1 800 students to reinforce the value of conservation of our natural assets and the value of our protected areas
- completed 69 Junior Ranger activities (an increase from 54 in 2017-18), as part of the free Junior Ranger program for children aged 9 to 12. The program involved more than 1 300 enthusiastic young Territorians (an increase from 1050 in 2017-18), in the regional centres of Alice Springs, Katherine and Darwin
- continued to support Greening Australia and Low Ecological Services to assist the Land for Wildlife program, which helps landholders provide habitat for wildlife on their properties through nature conservation and improved land management
- supported continuation of not-for-profit Wildcare NT in Darwin, Wildlife Rescue Katherine and Wildcare Alice Springs, which provide critical rehabilitation to sick and injured wildlife and release animals back into their natural habitat
- developed a new pricing policy that complies with competitive neutrality principles for the Territory Wildlife Park. New park fees for the Territory Wildlife Park and the Alice Springs Desert Park are due to commence on 1 July 2019
- commenced work to amend the *Territory Parks and Wildlife Conservation Act 1976* to recognise the role of Aboriginal rangers
- partnered with and sponsored the annual Territory Natural Resource Management Awards
- sponsored the Brolga Awards – Ecotourism category
- made agreements with telecommunications providers to install new infrastructure to boost mobile phone coverage at Wangi Falls and Florence Falls in Litchfield National Park and Ormiston Gorge in Tjoritja / West MacDonnell National Park to provide greater safety for visitors to parks.

Top End region

- installed new digital park radio system, improving ranger communications on ground and with emergency services
- developed and implemented crocodile management action plans to promote visitor safety and education across northern Australian parks
- formalised a trial of Back Country Hunting, with four new basic camping sites and associated access developed in Litchfield National Park.

Katherine and Barkly regions

- mapping by speleologists of the limestone karst cave system in Judbarra / Gregory National Park extended a total of 300km
- commenced implementation of Phase 1 of the carbon farming project in Judbarra / Gregory National Park with Traditional Owner consultations
- conducted dugong surveys jointly with Sea Rangers and the Department of Environment and Natural Resources scientists in the seagrass beds of McArthur River and Sir Edward Pellew Group of Islands. A total of 10 animals were tagged and released.
- implemented a carbon farming project in Nitmiluk National Park
- conducted joint surveys at Limmen National Park with CDU and James Cook University for mangrove dieback, and surveys with Australian Research Council Centre of Excellence for Biodiversity and Heritage of rock art and an archaeological dig
- partnered with Traditional Owners, the Northern Land Council, Monash University and Flinders University on four weeks of rock art survey cultural projects in Limmen National Park, Barranyi National Park and South East Arnhem Land Indigenous Protected Area.

Central Australia region

- developed and implemented a flexible employment program, offering short-term and casual work for Aboriginal people in NT parks and reserves
- following a Coronial inquest covering an incident at the West MacDonnell National Park, the Department is developing a "Maps on the Go" online tool to provide GPS coordinates on key Parks. It also launched the Beat the Heat initiative promoting how to stay safe in the heat on Park.

- completed sign-posting of the 45km network of mountain biking/shared-use trails on Crown Lands and Tjoritja/West MacDonnell National Park, collectively referred to locally as the 'Westside' trails. Completed the 4km upgrade of existing shared-use trails, and 10km development of new shared-use trail at the Alice Springs Telegraph Station, collectively referred to locally as the 'Eastside' trails. The total distance of formal shared-use trail in this area is now 25km. The Eastside and Westside trails now total 70km.
- a new concessionaire was awarded in Central Australia, within the Tjoritja/West MacDonnell National Park for the campground and kiosk operations at Ormiston Gorge (including Redbank Gorge and Ellery Creek Bighole)
- the Fire Management review of Tjoritja / West MacDonnell National Park commenced in 2018-19.

Strategies and plans released, being developed or under review

- the **NT's Tourism Industry Strategy 2030**, a major piece of work for 2018-19, was developed in partnership with industry, to create a long-term tourism industry strategy replacing the existing Tourism Vision 2020. Development of the strategy was a commitment under the Turbocharging Tourism stimulus package, with Deloitte Access Economics undertaking a significant consultative process with more than 200 individuals participating. Visitor and expenditure targets to 2030 are projected to reach between 1.16 million and 1.46 million holiday visitors and between \$1.52 billion and \$1.91 billion in holiday expenditure. The NT's Tourism Industry Strategy 2030 is due for release in September 2019. This new 10-year strategy will lay the framework and identify key actions for the Department and industry partners.
- an **Aboriginal Tourism Strategy** is being developed to ensure Aboriginal tourism is an integral part of our employment strategy and visitor economy. The strategy will provide the platform for actions to ensure the Territory is a recognised national leader in Aboriginal tourism experiences. Intensive regional consultations were held across the Northern Territory led by Ambrose Indigenous Business trading as 48.5 Consulting, in partnership with MI Associates Pty Ltd. The strategy is due for release in November 2019.

- the first **Long-Term Business Events Strategy** was developed in 2018-19, which recognises the value of the business events sector to the NT. Business event visitors are high-yield visitors, and the NT has the capacity and capability to increase its share of this market. An extensive consultation process was undertaken with business events stakeholders to ensure a shared vision for the sector. The strategy lists recommendations to form the framework for the sustainable economic growth of business events in the NT through to 2030 and is scheduled for release in July 2019.
- the **2015-2020 Cruise Activation Strategy** will be refreshed to take the industry through to 2025 and include ongoing priorities with a focus on obtaining a greater share of the Expedition type cruises across the Top End.
- a **Youth and Education sector specific strategy** will be developed to capitalise on growing opportunities in the education market and identify initiatives to reignite the youth travel sector across the NT.
- five **Destination Management Plans** released or being developed for the Barkly, Alice Springs and surrounds, Lasseters and southern, East Arnhem and Big Rivers regions. Development for the Destination Management Plans will include input from industry, government and community leaders to plan for the future of each region and highlight the financial and social benefits of visitor expenditure.
- the **Barkly Regional Visitor Experience Master Plan** was released by the Minister for Tourism, Sport and Culture in May 2019. Tourism NT funded the Barkly Regional Council to develop the master plan to provide a 10-year vision for visitor experiences in this area. It outlines opportunities for improving experiences and creating new tourism options across the region.
- the Central Desert Regional Council, in partnership with Tourism NT and Tourism Central Australia, released the **Regional Visitor Experiences Master Plan for the East MacDonnell and Plenty Highway Region** in April 2019. The master plan will shape investment in the region for the next 10 years.
- the **Creative Industries Strategy** consultation process was conducted in 2018-19 in partnership with the Chamber of Commerce NT and industry. The strategy is due to be released early 2020.
- the **Screen Industry Development Plan** was released on 29 October 2018. It sets out a clear vision, priorities and actions to boost the scale of the local industry. The plan focusses on the pipeline of production activity and the sustainability of local businesses.
- the **10-Year Museums Master Plan for Darwin and Palmerston** is scheduled for release in September 2019. It is anticipated to provide a framework and direction for government investment in the cities' cultural infrastructure, including museums, galleries, libraries, art centres and 'keeping places'.
- the **Limmen Bight Marine Park Draft Plan of Management** under development in 2018-19 will help safeguard the Marine Park through sustainable fisheries management and support development of tourism and local job opportunities. It will also deliver sensible, science-based management arrangements through a comprehensive consultation process.
- the **Arltunga Historical Reserve Joint Management Plan** and the **Ruby Gap Nature Park Joint Management Plan** will define the vision for the Reserve and the Park and the requirements to protect and enhance their values over the long term. Traditional Owners will collaborate on drafting the plans, and other stakeholders will have the opportunity to have their say.
- the **Gorge Tourism Precinct Master Plan** is being developed with extensive input from Jawoyn Traditional Owners and other stakeholders. The master plan proposes ideas and projects that reflect the vision of Nitmiluk National Park and the precinct and will be a guiding document over the long term.

Looking forward – the next 12 months

Territory wide

Deliver further cooperative marketing and targeted activities to boost our domestic and global appeal and grow visitation – expanding on the success of Turbocharging Tourism initiatives with Turbo2. We will continue to work with partners, including airlines, to drive shoulder and low season visitation which will include:

- launch of a refreshed brand in line with consumer trends and changes to inspire more people to visit the Northern Territory
- a further \$3 million allocated to the Visitor Experience Enhancement Program for two years from July 2019 to enable Territory tourism businesses to enhance and improve their visitor offerings and generate positive visitor reviews
- SilkAir to increase the frequency of its Singapore to Darwin service from six flights per week to seven, commencing in July 2019
- future strategic research for 2019-20 will include an examination of the drive market and development of a dedicated drive strategy

- landscape design, visitor interpretation projects and major structural and stone work repairs at Hermannsburg Historical Precinct will provide a vastly enhanced visitor experience
- Tourism NT will advance priorities of the Northern Territory's Tourism Industry Strategy 2030 through:
 - growing investment in the Northern Territory's assets, product and regions
 - strengthening and showcasing the Northern Territory's distinctive Aboriginal cultural tourism experiences
 - strategic marketing activities that grow the value of the holiday market in the NT
 - leveraging events to drive visitation
 - developing ongoing transport access to and within the Northern Territory
 - increasing recognition to the broader NT population of the value of tourism to the Northern Territory.

Work being undertaken across the Territory over the next 12 months will also include:

- review camping and trail fees to align NT fees with those in other jurisdictions, recognising their value in terms of conservation and visitor values and in ensuring these important community and visitor assets are maintained to a high standard
- finalising amendments to the *Territory Parks and Wildlife Conservation Act 1976* to recognise the role of Aboriginal rangers
- continue to work with Territory Peak Sporting Bodies to support community coaches and officials
- continue to work with regional councils to improve participation in sport and active recreation supporting staff and the community and staging regular sporting activities and competitions
- consider and implement appropriate recommendations from the Women in Sport Advisory Committee
- host the Northern Territory Sport Integrity Symposium using national and international experts to inform and update Territory Peak Sporting Bodies
- review and deliver MAP 2020: Essential for Arts Business to continue to build a strong and sustainable arts sector and creative industry in the NT
- deliver an improved and expanded Territory Stories platform to make more Territory historical content available online
- improve library and archives services to Territorians through closer integration of services and collections between the NTL and NTAS
- continue to implement 5-year grant funding agreements for visitor services across the NT
- support Tourism Top End and Tourism Central Australia by assisting with the delivery of the Business Enterprise programs, Towards 2030 Conference and Brolga Awards
- undertake consumer and trade research in the UK, USA and Germany
- continue to develop and deliver the Territory Arts Trail
- continue to attract a greater number of national and international business events that can leverage the NT Business Events Support Fund, supported by investment from Turbo2
- review the *Heritage Act 2011* with a view to improve and modernise it.

Top End region

- deliver a 10-year museum masterplan for Darwin and Palmerston
- complete the \$4.55 million investment for the City of Darwin to install lighting at Gardens, Bagot and Nightcliff ovals
- erosion and drainage works for mosquito management at Casuarina Coastal Reserve
- stage 2 works for the enhancement of the Creek to Coast trail in Casuarina Coastal Reserve with signage, shade and seating installation and sections of trail surface upgrades
- install a shade sail over the play area at Howard Springs Nature Park
- install three new composting toilet blocks at Shady Camp in Mary River National Park
- complete stage 2 of the Central Valley development at Litchfield National Park with three new campgrounds and a day use area with access to numerous new swimming sites
- macro mobile telephone tower to be built by Optus in Litchfield National Park, under the Federal Blackspot Program, led by the Department of Corporate and Information Services
- construct campground and design concessionaire accommodation at Wangi Falls in Litchfield National Park
- develop a tour operator carpark at Buley Rockhole in Litchfield National Park
- progress delivery of an art gallery within the Darwin Civic and State Square Precinct
- partner with key stakeholders to develop adventure opportunities in Litchfield National Park
- deliver a mentoring program for tourism product development to leverage Bruce Munro: Tropical Light.

Katherine and Barkly regions

- complete upgrade to the Nitmiluk Visitor Centre and jetty replacement and implement the Leliyn and The Gorge Tourism Precinct masterplans
- construct new shared-use trails and complete the upgrade to the Baruwei Lookout in Nitmiluk National Park
- complete Matt Wilson campground in Judbarra / Gregory National Park
- complete host facility at Big Horse Creek campground in Judbarra / Gregory National Park
- finalise phase one of the carbon farming project at Judbarra / Gregory National Park with Traditional Owners and partner agencies
- finalise and implement the Limmen Bight Marine Park Draft Plan of Management
- complete the Judbarra / Gregory National Park and Keep River visitor experience plans
- host the seven-day Nitmiluk Festival to celebrate 30 years of Nitmiluk National Park's joint management between the NT Government and Jawoyn Traditional Owners
- continue rock art survey, archaeology and cultural preservation projects in Limmen National Park with Monash University and CABA (Centre for Excellence for Biodiversity and Heritage)
- complete the \$9 million investment to upgrade sporting facilities at Purkiss Reserve in Tennant Creek
- continue delivery of the Northern Territory Arts Trail gallery extensions in Katherine, Tennant Creek and Arnhemland.

Central Australia region

- develop the Alice Springs Telegraph Station Interpretation Plan to give options and recommendations for the precinct to upgrade its interpretation infrastructure and storytelling
- realign section 7 of the Larapinta Trail between Ellery Creek Big Hole and Serpentine Gorge to give walkers the option to trek the north side of the Heavitree Range
- construct three new camp shelters at Ellery Creek, Ormiston Gorge and Redbank Gorge to complement the new Larapinta Trail alignment and give access to water tanks, toilets, shelter and interpretive signage
- develop a new multi-day walking trail in Watarrka National Park with a high-end camping accommodation concept with Traditional Owners

- reinforce the Red Centre as a global mountain-biking destination by developing new adventure cycling opportunities through Tjoritja / West MacDonnell National Park
- progress planning for the National Aboriginal Art Gallery including delivery of a strategic business case
- complete the \$6.2 million Alice Springs Town Council infrastructure package, to upgrade council owned sporting facilities including Jim McConville oval change rooms and canteen facility, Ross Park change room and canteen, Albrecht oval additional change room and grandstand and planning for Rhonda Diano oval upgrades to track and field amenities
- continue to support planning for a National Indigenous Cultural Centre.

Commercial Organisations

The Commercial Organisations – Darwin Waterfront Corporation (DWC) and NT Major Events (NTMEC) operate under an independent governance structure and as such, report on annual activities via their own annual report.

Funding is provided in a grant to DWC and NTMEC by the Department to deliver government priorities.

In 2018-19, the Darwin Waterfront attracted an estimated 1.2 million visitors. This included 249 events held at the Darwin Waterfront attracting more than 97 000 additional visitors, an increase of 20% compared to the previous year. The Wave Lagoon attracted 103 643 people.

The NTMEC delivered five major events in 2018-19 including the Red CentreNATS, Parrtjima – A Festival in Light (in September / October 2018 and April 2019), the 2019 Arafura Games, People's Choice BASSINTEGRASS and BetEasy Darwin Triple Crown Supercars, reaching a combined attendance of over 125 000.

Significant Achievements

Darwin Waterfront Corporation

- the Darwin Waterfront Playground won a national award through the Kidsafe National Playsafe Design Awards
- the Darwin Waterfront parklands have been beautified with additional new fairy lights
- smartphone parking apps were introduced at the Darwin Waterfront Precinct
- following the Arafura Games beach volleyball events, a new full-sized beach volleyball court was installed at the Darwin Waterfront's Recreation Lagoon

- the Darwin Waterfront Corporation continues to work closely with businesses and in April 2019 a new restaurant 'Snapper Rocks' opened its doors.

NT Major Events Company

- Red CentreNATS attendance was 15 297 over the three-day event – 56% of attendees were visitors to Alice Springs, injecting an estimated \$4.2 million in direct visitor expenditure
- Parrtjima – A Festival in Light's 2018 event attendance figure was 20 663 including 7 500 interstate visitors, a 35% increase on the 2017 event. Parrtjima 2018 generated 3 626 visitor nights for the NT.
- Parrtjima – A Festival in Light 2019 was held in April. Attendances were 25 625, up 24% from the September 2018 event. Parrtjima 2019 contributed 6 512 visitor nights in Alice Springs and a further 2 704 nights in other parts of the Northern Territory, with 4 648 of those visitors travelling from interstate.
- Darwin hosted the 2019 Arafura Games from 26 April to 4 May. The Games showcased 1 762 athletes from 46 countries across 15 sports and were responsible for a total of 17 417 attendees which included 6 988 being interstate or overseas visitors. A total of 45 255 visitor nights were generated in the NT.
- People's Choice BASSINTHEGRASS attracted 10 000 attendees, including 3 000 intra and interstate visitors. BASSINTHEGRASS was responsible for 8 861 visitor nights in the Northern Territory, of which 7 057 nights were spent in Darwin
- the BetEasy Darwin Triple Crown Supercars attracted 36 077 attendees over three days for the 22nd annual event at Hidden Valley. Approximately 54% of attendees were local and 40% were from interstate.
- Darwin hosted the Round 11 AFL game with the Melbourne Demons taking on the Adelaide Crows, attracting 10 634 spectators
- round 15 of the NRL series was held in Darwin where the Parramatta Eels took on the Canberra Raiders, attracting 5 391 attendees
- several events were held to commemorate the Northern Territory's military history. Territory Tribute hosted 17 Last Post ceremonies in Darwin, Adelaide River and Alice Springs. Overture to Peace attracted 5 700 attendees and the International Military Writers' Festival drew 1 100 attendees.
- the CBD Laneway Series was a collection of events held in the Darwin CBD from October 2018 to June 2019 to assist in activating the central business district. The Laneway Series generated 15 000 total attendees, invigorating the CBD area, arcades and interconnected spaces.

- the Adelaide Thunderbirds netball team faced off against the Sunshine Coast Lightning on 8 June in Darwin's new indoor netball stadium. The game attracted 1 783 spectators generating 502 visitor nights in Darwin.

Strategies and plans being developed or under review

- continued development of the Events and Festivals grant funding guidelines across the Northern Territory.

Looking forward – the next 12 months

Darwin Waterfront Corporation

- the construction of the \$200 million Darwin Luxury Hotel development, continuing at Darwin Waterfront, due for completion in 2021
- establishment of stronger commercial partnership for events
- building local capability in the event sector through continuous industry development
- roads and public infrastructure upgrades in the Fort Hill development area including additional parking areas
- new dining and entertainment developments utilising a mix of public and private Waterfront land
- upgrades and enhancements to al fresco dining at Stokes Hill Wharf
- expansion of the Darwin Waterfront Membership
- New Stokes Hill Wharf tenancies and upgrades; including three new ticketing office for harbour cruise operators
- securing future dining and entertainment offerings with business stakeholders located at Darwin Waterfront.

NT Major Events Company

- is focussing on the delivery of the Bruce Munro: Tropical Light exhibition which will be on display from 1 November 2019 to 30 April 2020. Internationally acclaimed artist Bruce Munro's eight illuminated sculptures will create a 2.5km arts trail accompanied by six local artists' works to activate the Darwin CBD and attract visitors during the tropical summer season.
- the continued expansion and growth of Parrtjima – A Festival in Light in Alice Springs
- building on the successful visitation and attendance outcomes achieved by BASSINTHEGRASS 2019 at the new venue location at Mindil Beach
- NTMEC creates and hosts development seminars to build event capability, skills and knowledge.



Department of Tourism, Sport and Culture Secretariat

OUTPUT GROUP: CORPORATE AND GOVERNANCE

Outcome

Improved organisational performance through strategic and governance leadership and provision of corporate services functions.

Corporate and governance

Provide a range of corporate and governance services to support the Department's functions.

Shared services received

Corporate and governance services received free of charge from the Department of Corporate and Information Services.

Significant achievements

- strengthened corporate support across the Department through implementation of Corporate Services Review recommendations
- delivered the 2018-19 internal audit program to test the adequacy of the Department's risk management, control and governance processes
- obtained a satisfactory Department compliance audit, with one audit recommendation
- reviewed and strengthened the Department's Strategic Reporting framework
- implemented output performance reporting and monitoring
- developed the Whistleblowing and Reporting Improper Conduct Policy to support implementation of the *Independent Commission Against Corruption Act 2017* in the Department
- revised the Gifts and Benefits, Outside Employment and Conflict of Interest policies
- undertook an internal review of the Safety Committees Framework
- implemented a new and improved performance management system for the Department

- established a 2018-19 corporate training calendar and promoted development opportunities through the MyLearning system
- implemented a whole-of-Department special measures plan for all positions
- strengthened records management compliance under the *Information Act 2002* through continued development of retention and disposal schedules, rationalisation of physical files in storage, and enhancement of electronic records management practices throughout the Territory
- developed the whole-of-Department ICT Strategic Plan to inform the Department's strategic intent, outlining priority projects while being responsive to the needs of the Department and external stakeholders
- contributed to the whole-of-government 10-Year Infrastructure Plan, ensuring Department infrastructure investment was appropriately planned and delivered
- delivered the 2018-19 Repairs and Maintenance and Minor New Works programs.

Strategies and plans being developed or under review

- Strategic Workforce Plan
- Contract Management Framework
- Grant Management Framework.

Looking forward – the next 12 months

- implement recommendations arising from *A Plan for Budget Repair – Final Report 2019* as they apply to the Department
- work with the Department of Corporate and Information Services (DCIS) and the Department of Infrastructure, Planning and Logistics (DIPL) to transition staff and functions arising from machinery-of-government changes
- continue to deliver high quality corporate services to support Department outcomes
- continue to monitor the Department's strategic and operational risks
- implement the Department's 2019-20 Internal Audit Plan
- continue to review, develop and implement policy and procedures to support the Department's Integrity Framework
- implement recommendations from an internal review of the Safety Committees Framework by amalgamating divisional safety committees into six safety committees corresponding to common risks
- continue to increase Department-wide participation in the performance development process
- support departmental workforce development and planning through actioning strategies in the Strategic Workforce Plan and the Aboriginal Employment Strategy
- implement key initiatives of the Information, Communication and Technology (ICT) Strategic Plan to ensure the Department's ICT priorities are effectively supported.



Alice Springs Desert Park

BUSINESS LINE: TERRITORY WILDLIFE PARKS

Territory Wildlife Parks is a Government Business Division consisting of the Territory Wildlife Park in the Top End and the Alice Springs Desert Park in Central Australia. The parks support the Territory's biodiversity through captive breeding of endangered, rare and threatened species and help people understand, respect and enjoy the Territory's natural environment.

The purpose of both parks is to showcase the Territory's unique flora and fauna in a natural environment that is educational, interactive and interesting for the visiting public as a tourist attraction and a community asset.

Key performance indicators

KEY DELIVERABLES	2017-18			2018-19			2019-20
	BUDGET	ESTIMATE	ACTUAL	BUDGET	ESTIMATE	ACTUAL	BUDGET
Territory Wildlife Park							
Visitors	58 000	59 000	61 300	60 000	60 000	60 700	60 000
Biodiversity conservation programs ¹	3	3	3	3	3	3	2
New visitor experiences ²	5	6	6	4	3	4	2
Visitor satisfaction	95%	95%	92%	95%	95%	90%	95%
Alice Springs Desert Park							
Visitors ³	74 000	72 000	63 600	75 000	68 000	66 100	68 000
New visitor experiences ⁴	3	5	5	5	1	5	4
Threatened species breeding programs ¹	5	5	5	5	5	4	4
Visitor satisfaction	96%	97%	94%	97%	97%	97%	97%

1. The decrease in 2019-20 reflects the cessation of the breeding programs for quolls at both parks.

2. New visitor experiences will be informed by the Master Plan.

3. Due to a measurement methodology change, the figures exclude visitation associated with the Parrtjima – A Festival in Light event. The 2017-18 Budget figure has been recast to align with the revised methodology for comparability purposes.

4. The variation in 2018-19 is due to delays with mandatory environment and cultural clearances, and the redirection of funds for urgent repairs and maintenance to Territory Wildlife Park.

Territory Wildlife Park

The Territory Wildlife Park gives visitors the opportunity to see wildlife in their natural habitats and to learn about the Top End's flora and fauna. The staff at the park run educational presentations, and exhibits and activities reinforce the Be Crocwise message.

In 2018-19, the Territory Wildlife Park received 61 000 visitors, on par with the previous year.

New visitor experiences

- the ongoing development of an animal encounter collection based at the park's main station has meant more animals are available for daytime keeper talks and visitor engagement
- a new filtration system was installed to service exhibit 12 (the 'tunnel') in the aquarium, ensuring a state-of-the-art life support system for the aquatic animals in the exhibit
- new LED lighting was installed in the marine section of the aquarium, enhancing the visual amenity of exhibits and improving the range of light to ensure healthy corals and fish
- a back-up generator system was installed to ensure an emergency power supply is in place for animal, visitor and staff welfare in the event of power outages
- a new tarantula exhibit was opened in the Nocturnal House as part of an initiative to add more invertebrates to the park's animal collection.

Alice Springs Desert Park

The Alice Springs Desert Park gives visitors the opportunity to see wildlife in their natural habitats and to learn about the flora and fauna of Central Australia.

The staff at the park provide educational and entertaining presentations. In 2018-19, the Alice Springs Desert Park received 66 000 visitors, an increase from the previous year.

New visitor experiences

- a new opportunity to have a photograph taken with one of the Alice Springs Desert Park birds was introduced for visitors wanting a souvenir of their experience at the Nature Theatre bird show
- three new public talks were introduced to give visitors information about the 'Living Landscapes', 'Plants of the Desert' and 'Habitat Highlights' exhibits. These talks provide valuable information about the Central Australia region, are connected to the park's interpretive plan and showcase the exhibits and botanic gardens in the park that replicate the habitats visitors might encounter when travelling in Central Australia.
- a new Nocturnal House exhibit was opened to display numbats, which are rarely seen in the wild.

Territory Wildlife Parks Pricing Policy

The Department of Tourism, Sport and Culture worked with the Department of Treasury and Finance to develop a Territory Wildlife Parks (TWP) Pricing Policy. The policy seeks to ensure pricing of all TWP activities are transparent and consistent with competitive neutrality principles. It also ensures pricing of commercial activities are fully cost reflective but flexible enough to price competitively and respond to changing market conditions.

The TWP Pricing Policy was approved by government late in 2018-19. New entry prices were developed under policy, the Territory Parks and Wildlife Conservation By-laws 1984 were amended, and the new entry prices will come into effect on 1 July 2019.

Conservation programs

- the Territory Wildlife Park participated in three programs to conserve endangered species: an Atlas moth re-introduction program, breeding and assisting to train northern quolls in cane toad and dingo aversion and an Australian Species Management Plan program for the ghost bat
- the Territory Wildlife Park supported 13 additional research programs being conducted by various university students and other government and non-government research organisations
- the Territory Wildlife Park received regular donations of rescued wildlife from the public and confiscated or rescued wildlife from the Wildlife Operations unit. The park treats and maintains the animals and works with other zoos and wildlife carers to ensure animals not suitable for its collection have the best chance of survival and that welfare standards are maintained.
- the Alice Springs Desert Park worked with the Zoo Aquarium Association (ZAA) on the national recovery program for bilbies. This involved breeding and housing bilbies at the park using specimens sourced from across Australia to improve genetic diversity. The park sent two bilbies to Charleville in Queensland for release into the interpretive centre at Currawinya National Park, from where it is hoped the bilbies will be released into a fenced predator-free area in country near centre.
- the Alice Springs Desert Park released three mala specimens into the core area of the park to establish feasibility of future 'free range population' in the park
- the Alice Springs Desert Park's greater stick-nest rat population was maintained through a cooperative program with the Australian Wildlife Conservancy (AWC), Zoos South Australia and South Australia National Parks. The group is working on improving the program by introducing new genetic lines from offshore island populations.
- the Alice Springs Desert Park worked with the Department of Environment and Natural Resources to develop conversation and captive husbandry guidelines for the floodplains (Slater's) skink and conduct field trials to release the skinks in the core area of the park
- the Alice Springs Desert Park received six wild-caught male and 15 female red-tailed phascogale from the Australian Wildlife Conservancy (AWC). AWC trapped them in Western Australia and sent them to the park, where the two organisations are working together to establish a breeding program that aims to breed enough phascogales to establish a wild population in the Newhaven Wildlife Sanctuary in the Northern Territory's Tanami region, operated by AWC.

Strategies and plans being developed or under review

At year-end, external consultants were preparing a master plan for the Territory Wildlife Park which will provide a roadmap for its future use and operation.

Looking forward – the next 12 months

Territory Wildlife Park

- a nature-based playground is being developed in the Territory Wildlife Park's picnic area
- the Territory Wildlife Park continues to support health and wellbeing initiatives, including hosting Tai Chi lessons, local walking groups and cycling groups
- the Territory Wildlife Park is developing a prospectus for researchers to enhance collaboration in environmental research and conservation education.

Alice Springs Desert Park

- will install power to the Woodland Display to display numbats in this external enclosure, which will be many times larger than the current facility in the Nocturnal House
- will again work with the Australian Wildlife Conservancy (AWC) on the National Recovery Plan for Mala. The park continues to breed mala for AWC to release in the Newhaven Wildlife Sanctuary in the Northern Territory's Tanami region
- will participate in the Zoological and ZAA bilbies program, which involves releasing bilbies bred and managed at the park to locations at Mallee Cliffs (Victoria) and Dubbo (New South Wales). New specimens will also be sent to the park for breeding a population to be released at Newhaven Wildlife Sanctuary.
- will work with AWC when drought conditions improve to mix mala specimens from the park with Newhaven and Scotia populations and establish increased free-range numbers at the park
- is planning to receive up to four pairs of greater stick-nest rats from AWC / SA Parks for breeding for release programs in Victoria and South Australia
- the Alice Springs Desert Park and Lowe Ecology will work on a translocation proposal for reintroduction of captive bred floodplain (Slater's) skinks
- is planning to breed red-tailed phascogales to increase the park's population and to share with the AWC for release in the Newhaven site
- a 200m tertiary path adjacent to the Desert Rivers Habitat will provide a mini Larapinta Trail style experience within the Park.

SECTION 3

OUR PEOPLE

WORKFORCE

The Department of Tourism, Sport and Culture has a diverse workforce of highly skilled professionals. We recognise that our greatest asset in achieving our strategic goals is the ability of our people to work together in an integrated way.

The Department's Human Resource (HR) Services branch partners with divisions to build and enhance organisational capability, support a high-performing workforce and strengthen people management practices through a range of initiatives.

The Department's Strategic Workforce Plan 2018-2020 identifies our current and future workforce challenges and outlines actionable strategies to ensure our workforce can deliver on our strategic priorities.

The plan addresses the areas of:

- *workplace culture and wellbeing*, ensuring we have a positive, high performing, diverse and inclusive culture
- *empowered and capable leaders and managers*, ensuring our leaders and managers are high performing and use their capabilities to achieve increased performance and productivity
- *capability and development*, to create the right environment for our people to perform and ensure we attract and retain talented people.



George Brown Darwin Botanic Gardens Open Day

In 2018-19, the Department:

- implemented a Special Measures Plan prioritising employment of Aboriginal applicants for all advertised vacancies
- established the Aboriginal Employment Reference Group
- increased focus on Performance Development Plans, resulting in a participation increase to 57%
- developed and implemented a face-to-face induction program for all new staff
- delivered values workshops
- held quarterly staff forums to engage with all staff and provide a platform to share agency information
- recognised and rewarded service milestones quarterly
- delivered recruitment and selection training to all employees who participate on selection panels
- implemented new eLearning programs to build knowledge and competency across the Department.

Workforce profile (demographics – metrics)

In 2018-19, the Department of Tourism, Sport and Culture employed 598 paid employees (from a full-time equivalent (FTE) of 544), compared to 624 paid headcount in 2017-18. The reduction in paid headcount in 2018-19 can be attributed to natural attrition and the transfer of events staff to the NT Major Events Company.

Employees by section

DIVISION	2016-17	2017-18	2018-19
Executive Services	11	10	9
Strategic Services	41	37	37
Tourism and Events	59	74	78
Parks, Wildlife and Heritage	291	293	278
Community Participation, Sport and the Arts	172	150	142
Total FTE	574	564	544
Total paid headcount	643	624	598
Total headcount	802	775	678

Numbers provided are as at 30 June of each reporting year.

Paid headcount: Employees who have an FTE value greater than zero.

Headcount: Employees, paid and unpaid, who belong to the agency.

Headcount is the count of physical people, so a part-time person would count as one.

In 2018-19, 83% of employees (496) were employed in the administrative or technical streams, consistent with the prior two years.

Paid headcount by stream

STAFFING CLASSIFICATION	2016-17	2017-18	2018-19
Administrative	308	291	282
Technical	203	223	214
Professional	58	56	47
Executive Contract Officers	20	19	19
Theatrical	8	6	9
Physical	40	24	20
Early careers	6	5	7
Total	643	624	598

Numbers rounded and based on paid headcount, including casual and part-time employees, as at 30 June for each reporting year.

Paid headcount by classification

CLASSIFICATION	2016-17	2017-18	2018-19
AO1	20	17	9
AO2	20	15	11
AO3	25	26	25
AO4	53	43	39
AO5	50	38	36
AO6	46	57	55
AO7	44	41	47
AQF3A	0	0	1
ECO1	12	8	8
EO2	0	2	0
ECO2	3	5	5
ECO3	3	3	4
ECO4	1	2	1
ECO6	1	1	1
GRADT	0	0	1
P1	15	16	15
P2	18	16	11
P3	16	15	12
PH2	35	21	18
PH3	2	2	1
PH4	3	1	1
SAO1	33	36	40
SAO2	17	16	20
SBA	6	5	5
SP1	8	8	8
SP2	1	1	1
T1	78	101	93
T2	61	58	62
T3	35	37	33
T4	17	14	14
T5	12	13	12
TELA	2	2	3
TELB	5	4	5
TELD	1	0	1
Total	643	624	598

Numbers based on paid headcount, including casual and part-time employees, as at 30 June for each reporting year.

AO – Administrative Officer, T – Technical, P – Professional, ECO – Executive Contract Officer, EO – Executive Officer, TELA, TELB, TELD – Theatrical Employee, PH – Physical, SAO – Senior Administrative Officer, SBA – School Based Apprentice, AQF3A – Trainee/Australian Qualification Framework 3A, GRADT – Graduate

Employees by region

In 2018-19, the majority of employees, 73% (or 397), were located in the Darwin region followed by 28% (or 152) in the Central Australia Region. Darwin based employees remained steady in percentage breakdown in 2018-19 when compared to the prior two years, with 73% in 2016-17 and 71% in 2017-18. Central Australia based employees representation slightly decreased when compared to the past two years, attributable to employee turnover outpacing recruitment processes.

Paid headcount by region

REGION	2016-17	2017-18	2018-19
Darwin region	416	402	397
Central Australia region	179	170	152
Katherine region	40	43	39
Barkly region	2	2	2
Outside the NT	6	7	8
Total	643	624	598

Numbers rounded and based on paid headcount including casual and part-time employees as at 30 June for each reporting year.

Employees by employment status

In 2018-19, the Department employed 464 permanent employees, equating to 78% of paid employees. While the total number of paid employees decreased in the reporting period, the number of permanent employees increased from 72% in 2016-17 and 74% in 2017-18. Conversely, the number of fixed period and casual employees decreased to 22% of the total number of paid employees in 2018-19, compared to 28% in 2016-17 and 26% in 2017-18.

Paid headcount by employment status

EMPLOYMENT STATUS	2016-17	2017-18	2018-19
Permanent	465	462	464
Fixed period	103	94	78
Casual	75	68	56
Total	643	624	598

Source: Personnel Information and Payroll System. Figures based on paid headcount of ongoing, fixed period and casual employees as at 30 June for each reporting year.

Gender comparison

As at 30 June 2019, the Department had 57% (340) female and 43% (258) male employees, demonstrating a consistent female / male percentage split over a three-year period.

In 2018-19, women held 63% of positions at the SAO2/SP2 level and above compared to 56% in 2017-18 and 57% in 2016-17.

Paid headcount by gender

GENDER	2016-17	2017-18	2018-19
Female	363	359	340
Male	280	265	258
Total	643	624	598

Source: Personnel Information and Payroll System. Figures based on paid headcount of ongoing, fixed period and casual employees as at 30 June for each reporting year.

Age

The average age of the Department's employees was 44 years old in 2018-19. The Department's age profile shows peaks in the 45-54 age category, corresponding to 25% of employees. There were 285 employees, or 48%, aged 45 or older, of which 23% reached the early retirement age of 55. When compared to 2017-18 data, employees aged 45 or older and employees who reached age 55 remained steady, with no increase or decrease.

Paid headcount by age

AGE	2016-17	2017-18	2018-19
15-24	43	37	41
25-34	162	151	129
35-44	155	151	143
45-54	165	148	148
55-64	96	116	116
65+	22	21	21
Total	643	624	598

Figures based on paid headcount of ongoing, fixed period and casual employees as at 30 June for each reporting year.

Recruitment, retention and separation

During 2018-19, 170 employees were recruited to the Department (through commencements into the NTPS or transfers into the Department from elsewhere in the NTPS), 173 employees departed (either through resignations, retirement or cessation of contracts) and 39 employees transferred to other government agencies.

This equates to an employee turnover rate of 27.9%, compared to a turnover of 34.3% in 2017-18, demonstrating an improved retention rate for the Department.

Turnover

TURNOVER	2016-17	2017-18	2018-19
Total separations ¹	146	219	173
Average paid headcount ²	516	638	619
Turnover ³	28.3%	34.3%	27.9%

1. Total separations include all ongoing, fixed period and casual employees.

2. Average paid headcount reflects paid headcount of ongoing, fixed period and casual employees averaged over the reporting period.

3. The 2018-19 method of turnover calculation differs from prior reports, with a standard business rule and calculation applied to the data incorporating total separations and average paid headcount for the reporting period.

Workforce diversity

Equal employment opportunity

The Department embraces its diverse workforce and is committed to recognising and valuing the contributions of people with different cultures and backgrounds.

In 2018-19, Aboriginal people comprised 8.4% of the Department's workforce. This is a decrease from previous years, attributable to natural attrition and the impact of a reduction in staff recruitment in the later part of the year. In March 2019, the Department introduced a Special Measures Plan to increase Aboriginal Employment participation through priority consideration for Aboriginal applicants against advertised vacancies.

Since the introduction of the plan, 22 positions were advertised with special measures applied. From these 22 positions advertised, five (23%) Aboriginal and Torres Strait Islander appointments were finalised. A further 6 (27%) of these were still in the recruitment process at the end of the reporting period.

During 2018-19, the Department supported two employees through the whole of government Disability Employment Program.

Equal employment opportunity (EEO) measures

EEO MEASURE	2016-17		2017-18		2018-19	
	TOTAL IDENTIFIED	PERCENTAGE OF IDENTIFIED EMPLOYEES	TOTAL IDENTIFIED	PERCENTAGE OF IDENTIFIED EMPLOYEES	TOTAL IDENTIFIED	PERCENTAGE OF IDENTIFIED EMPLOYEES
Aboriginal	64	10.0	63	10.1	50	8.4
Person with a disability	10	1.6	9	1.4	9	1.5
Cultural diverse background ¹	29	4.5	31	5	42	7

Numbers provided are as at 30 June for each reporting year.

1. Self-identity as a person whose first language spoken as a child is other than English and first language spoken by their Mother and Father is other than English.

Note: EEO declarations are voluntary and may result in under representation of identified employees.

Employment and career development

The Department's Aboriginal Employment Strategy sets out our initiatives to improve Aboriginal employment outcomes. Several initiatives in 2018-19 increased Aboriginal representation: implementing a special measures plan for all vacancies, employing Aboriginal trainees and supporting Aboriginal Employment Program participants.

The Department established an Aboriginal Employment Reference Group to implement, monitor and drive the strategy and consult on matters relating to Aboriginal employment. The group held 10 meetings during 2018-19.

The Department actively promotes development opportunities to strengthen and support Aboriginal employees. This includes opportunities for Aboriginal staff to represent the Department on whole-of-government forums and training opportunities such as the Lookrukin (Women's) Aboriginal Leadership Development Program.

The Department also creates indirect Aboriginal employment opportunities through partnerships, such as Aboriginal custodians delivering local cultural inductions on jointly managed parks. This contributes to generating an income for Aboriginal custodians, enhances relationships and helps foster better understanding of Aboriginal culture.

Managing and developing our people

The Department is committed to building a professional culture that supports our diverse workforce and positions the Department as an employer of choice. We invest in building the capability of our employees through learning and development programs, and career development opportunities, including early careers programs, study support, professional development and induction of new employees. Employees are encouraged to attend conferences, seminars and workshops to assist in their ongoing development.

Information for employees on how to access study assistance and the professional development allowance is on the intranet and is promoted through the Performance and Development Plan process.

An appropriately skilled workforce enables the Department to deliver on its priorities, and in 2018-19, we invested \$406 219 in learning and professional development to upskill employees, averaging \$747 per FTE. The Department supports on-the-job and online training as a cost-effective way of growing our people.

Corporate training

The Department delivers a range of corporate training initiatives and information seminars to employees.

Corporate training gives employees information on governance standards and good business practices within the NTPS.

In 2018-19, there were 875 enrolments in corporate training initiatives—a 69% increase in participation compared to 519 enrolments in 2017-18.

Corporate training available to employees in 2018-19 included:

- A Guide to Contract Management
- Code of Conduct
- Conflict of Interest
- Corporate Induction
- Cross-Cultural Training
- Gift and Benefits
- Procurement Awareness
- Procurement Training (mandatory for all involved in procurement)
- Simplified Recruitment
- Special Measures Training.

Inclusion and diversity training

The Department strives to have an inclusive environment that is free from bullying, harassment and discrimination and supports the NTPS Employability Strategy. In 2018-19, the Department had 28 enrolments in inclusion and diversity training programs and initiatives including:

- Challenging Unconscious Bias
- Preventing Discrimination, Harassment and Bullying for Managers and Supervisors
- Anti-Discrimination, Harassment and Bullying
- Cross Cultural Training
- Aboriginal Employment and Engagement in the Workplace
- Inclusion at Work
- Disability Confidence
- Mental Health in the Workplace
- Emotional Intelligence.

Other training

The services we provide encompass various industries and require diverse skills, experience and qualifications. We offer employees a range of training programs from external providers to meet these needs.

In 2018-19, the Department had 99 enrolments in other training programs and initiatives including:

- Animal Management
- Business Writing
- Chemical Handling
- Communication Techniques
- Community Engagement
- Financial Programs
- Foundations of Public Sector Governance
- Job Evaluation System (JES)
- Project Management Fundamentals
- Practical Public Policy Design in the Northern Territory Public Sector (NTPS)
- Wildfire Management.

Performance management

The Performance and Development Plan (PDP) is the Department's performance management system. The PDP links individual employee roles and responsibilities to the Department's objectives. In 2018-19, 57% of employees recorded their participation in the PDP process, an increase of 31% compared to 2017-18. The increase is attributed to continued training and increased promotion of the PDP process across the Department and implementation of a simplified reporting process.

Strengthening our leaders

The Department needs strong leaders to drive team excellence and innovation and achieve our outcomes. During 2018-19, managers were encouraged to enrol in programs offered by Office of the Commissioner for Public Employment (OCPE) through the Middle Manager Framework, and the Senior Leadership Team also participated in the Great Teams Framework. The program focussed on building identity, stand out teams and high performing cultures and how people can contribute to a culture of values and commitment.

At year-end, the Department was developing a face-to-face managers' induction to strengthen our leadership capability.

In 2018-19, 42 employees participated in leadership training in the following accredited and non-accredited training:

- Australian Institute of Company Directors course
- Certificate IV in Procurement and Contracting
- Certificate IV in Leadership and Management
- Certificate IV in Conservation and Land Management
- Certificate IV in Government Investigations
- Communicate with Influence
- Creating a Culture Shift and Building the Team
- Creating the Social Environment to Enable Change
- Diploma of Conservation and Land Management
- Diploma of Project Management
- Impact of Leadership Styles on Individual Leadership
- NT Public Sector Women's Leadership Workshop
- Strategic Workforce Planning.

Study assistance

In 2018-19, 13 employees accessed study assistance. Of those, 11 received financial support, equating to an average of \$1 436 per person.

Applications for study assistance were consistent between 2017-18 and 2018-19. The value of financial assistance provided increased in 2018-19 by an average of \$300 per person from 2017-18.

The qualifications undertaken were:

- Certificate III in Horticulture
- Certificate IV in Accounting
- Diploma of Business
- Bachelor of Plant Science
- Bachelor Environmental Science
- Master of Environmental Management
- Graduate Certificate of Spatial Science.

Early careers

The Department is committed to building a skilled and dynamic local workforce by supporting early careers through a variety of programs. Early career employment programs suit those who wish to grow their experience, re-enter the workplace or build a career with NTPS. They provide opportunities to gain formal qualifications, develop foundational workplace skills or gain experience after study. The Department supported 25 early career employment program placements in 2018-19—an increase from 16 in 2017-18.

WORKPLACE HEALTH AND SAFETY

The Department is committed to fostering a proactive and collaborative approach to the management of work health and safety in the workplace.

Workplace Health and Safety Management Framework

A priority in the Department's Strategic Plan 2017-2020 is to strengthen work health and safety management and develop a single system for all workplaces. As part of this process, an internal review of the Department's Divisional Safety Committee Framework was undertaken in 2018-19. Safety committees are collaborative and communicative forums that have both employee and employer representation.

The review recommended that divisional safety committees be replaced with five new safety committees that are based on job types and common risks, with a sixth overarching committee to make recommendations on health and safety solutions to the Governance Board.

The Governance Board approved the new Safety Committees Framework in May 2019 after extensive employee consultation.

Incidents

There were 77 incidents reported during 2018-19, which was a significant reduction from the previous year. The Department continues to reduce incidents through improving our process to identify hazards and by putting appropriate controls in place.

Total number of incidents reported by the Department

	2016-17	2017-18	2018-19
Incidents	111	102	77 ¹

Numbers provided are as at 30 June for each reporting year.

1. Information has been adjusted from the Figtree Online Incident and Hazards Reporting system to remove duplication and correct the type of incident.

Workers compensation

Gallagher Bassett is the workers' compensation agent that manages all workers' compensation claims across the Northern Territory Public Service (NTPS). It offers information sessions to give managers tools to prevent injury and tips to assist an injured worker's early return to work.

Department premiums are calculated on a risk-weighted basis and are reviewed annually. The Department's premium contribution was \$540 000 in 2018-19, which was unchanged from the previous year. We invested a further \$81 149 in early intervention measures.

In 2018-19, the Department received 21 new claims, finalised 12 claims and carried over 13 claims.

The total cost of claims in 2018-19 was \$481 972, down from \$517 100 in 2017-18.

Health and wellbeing

The Department is committed to the health and wellbeing of all employees. We offer a range of initiatives to support our employees such as flexible working arrangements, flu vaccinations and the Employee Assistance Program (EAP). The Department also supports the whole of government "Hands up for Inclusion" week which encourages employees to focus on important workplace matters such as mental health awareness and support.

Flexible working arrangements

The Department supports flexible working arrangements, recognising they are a valuable tool in achieving greater productivity and helping employees balance their work and personal commitments.

In 2018-19, we supported 74 flexible working arrangements for 12% of paid employees, increasing slightly from 11% in 2017-18.

Flu vaccination program

The Department offered its 2019 influenza vaccination program to all employees in Darwin, Katherine and Alice Springs. The program was well received with 212 employees immunised. Overall, 35% of paid staff were vaccinated in 2018-19, a 7% increase on 2017-18.

Employee Assistance Program (EAP)

The Employee Assistance Program (EAP) provides important support services to assist staff who may be affected by personal, family or work-related issues. The EAP offers up to three confidential counselling sessions for employees and their family members.

Employees can choose to access counselling sessions from a panel of providers. In 2018-19, the number of panel providers increased by two, bringing the total number of providers to eight.

In 2018-19, 164 employees and family members accessed the program, attending more than 310 sessions. This was an increase from 2017-18, where 149 employees or family members accessed 212 sessions.

Reporting against Employment Instructions

Under the *Public Sector Employment and Management Act 1993* (PSEMA), Employment Instructions provide direction to departments on HR management matters.

The Department's performance against each Employment Instruction is reported below:

Reporting against employment instructions

EMPLOYMENT INSTRUCTION	ACTION
Number 1 – Filling Vacancies	<p>Recruitment and establishment procedures are available on the staff intranet. HR consultants provide advice to staff on recruitment and selection processes.</p> <p>In 2018-19, internal merit selection training was offered online and face-to-face, as well as training facilitated by the Office of the Commissioner for Public Employment's Grievances and Appeals Unit.</p> <p>A special measures plan was implemented in March 2019, with 22 vacancies advertised under it in 2018-19 and five ATSI applicants appointed.</p> <p>The Department advertised 135 (ongoing, fixed period and casual) positions, with 133 staff commenced / transferred in and 146 separated / transferred out.</p> <p>One promotion appeal was lodged during the reporting period.</p>
Number 2 – Probation	<p>The Department has a current Probation Policy and flow chart consistent with PSEMA and relevant awards. New employees are advised of the probation process during induction and are given information about their responsibilities.</p> <p>Employee supervisors are advised monthly of upcoming employees probation due dates to complete the probation process.</p>
Number 3 – Natural Justice	<p>The principles of natural justice are communicated and adhered to in all dealings with employees and are reflected in the Department's policies and procedures.</p>
Number 4 – Employee Performance Management and Development Systems	<p>2018-19 was the first full year of implementation for the Performance Management System.</p> <p>The PDP cycle commences in September each year. Following employee feedback, record keeping processes changed from using the Department of Tourism, Sport and Culture's Learning Management System (myLearning) to a register maintained by HR Services. In 2018-19, 57% of staff had PDPs recorded.</p>
Number 5 – Medical Examinations	<p>HR staff provide advice to managers on medical examinations as required.</p> <p>One employee was referred for a medical examination in 2018-19.</p>
Number 6 – Performance and Inability	<p>Performance and inability guidelines and procedures are available on the Department's intranet.</p> <p>HR staff assist managers and staff to improve performance and support managers dealing with under-performance.</p> <p>No employees were subject to performance or inability processes during the reporting period.</p>
Number 7 – Discipline	<p>The discipline guidelines and procedures are available for employees to access on the Department's intranet.</p> <p>HR staff work closely with managers to ensure processes are followed correctly.</p> <p>No employees were subject to disciplinary processes in 2018-19.</p>
Number 8 – Internal Agency Complaints and Section 59 Grievance Reviews	<p>The Grievance Policy and procedure is available on the Department's intranet.</p> <p>HR staff work closely with managers to ensure processes are followed correctly.</p> <p>Eight internal complaints were received and two section 59 grievances were lodged during 2018-19.</p> <p>Six of these matters were finalised during the reporting period, with four remaining.</p>

EMPLOYMENT INSTRUCTION	ACTION
Number 9 – Employment Records	<p>The Department of Corporate and Information Services (DCIS) stores all personnel files. The Department complies with DCIS policy regarding access to these files. Requests to access employee records are made through the Director, Human Resources.</p> <p>One request was lodged for employee information under the <i>Freedom of Information Act</i> 2002 during 2018-19.</p>
Number 10 – Equality of Employment Opportunity Programs	<p>The Department has a Diversity Policy available on the intranet and adheres to the principles of the NTPS EmployAbility Strategy.</p> <p>The Department's Strategic Workforce Plan and Aboriginal Employment Strategy have been implemented, with an Inclusion and Diversity Strategy in draft at year-end.</p>
Number 11 – Occupational Health and Safety Standards Programs	<p>The Department has Work Health and Safety (WHS) committees to ensure WHS compliance.</p> <p>WHS obligations, policies and procedures are available on the intranet.</p>
Number 12 – Code of Conduct	<p>The NTPS Code of Conduct is available on the Department's intranet and is reinforced through activities of HR consultants. The code of conduct is covered during staff induction, which is mandatory for all new employees.</p> <p>In 2018-19, nine code of conduct sessions were held, with 76 attendees from the Darwin, Katherine and Alice Springs regions.</p>
Number 13 – Appropriate Workplace Behaviour	<p>The Bullying Policy and procedure is available on the Department's intranet. The Department provides training and education aimed at preventing inappropriate workplace behaviours.</p> <p>The Department actively promotes training with regard to inappropriate workplace behavior such as harassment and bullying. Training is provided by the Anti-Discrimination Commission and Gallagher Bassett.</p> <p>HR consultants provide advice to managers on addressing workplace behaviour as required.</p>
Number 14 – Redeployment and Redundancy Procedures	<p>The Department adheres to current redeployment and redundancy provisions.</p> <p>During 2018-19, five employees were declared surplus to requirements. Of the five redeployees, three were made redundant, and two remained with the Department awaiting an appropriate redeployment opportunity.</p>
Number 15 – Special Measures	<p>On March 2019, a whole-of-agency Special Measures Plan was introduced for all vacancies to increase Aboriginal representation across the Department.</p> <p>The Department is committed to increasing Aboriginal employment and retention through its early career programs.</p>

SECTION 4

CORPORATE GOVERNANCE

GOVERNANCE FRAMEWORK

The Department's Governance Board leads the Governance Framework to ensure the Department has strategic direction, systems and structures in place to achieve its performance objectives. The Governance Framework provides overarching leadership and standards to all Department staff.

Governance arrangements enable the Department to work collaboratively across its functions to ensure accountability and to deliver innovative policies and initiatives.

The Department's Governance Framework is based on nine principles:

Principle 1: Government and public sector relationship

The Department's relationship with the government is clear.

Principle 2: Management and oversight

The Department's management and oversight are accountable and have clearly defined responsibilities.

Principle 3: Organisational structure

The Department's structure serves its operations.

Principle 4: Operations

The Department plans its operations to achieve its goals.

Principle 5: Ethics and integrity

Ethics and integrity are embedded in the Department's values and operations.



Arltunga Historical Reserve

Principle 6: People

The Department's leadership in people management contributes to individual and Department achievements.

Principle 7: Finance

The Department safeguards financial integrity and accountability.

Principle 8: Communication

The Department communicates with all parties in a way that is accessible, open and responsive.

Principle 9: Risk management

The Department identifies and manages its risks.

Accountability and standards

The Governance Board is integral to the Department's governance arrangements and provides a clear administrative and accountability structure. Several sub-committees provide specialised support and advice to the Governance Board and Chief Executive Officer.

As the Department continues to respond to changing needs and environments, governance arrangements and other internal control systems are updated to ensure accountability and operating requirements continue to be met.

Executive Committees

COMMITTEE	PURPOSE	MEMBERSHIP AS AT 30 JUNE 2019	NUMBER OF MEETINGS IN 2018-19
Governance Board	<p>The board provides direct support to the CEO in developing and implementing strategic direction, risk management, Department performance and operational delivery.</p> <p>The board is the Department's senior planning and decision-making body. It is responsible for strategic leadership, direction and policy setting to ensure the Department is positioned to deliver its objectives and meet its corporate responsibilities and priorities.</p>	<p>Simonne Shepherd, Chief Executive Officer</p> <p>Lorraine Corowa, Deputy Chief Executive Officer, Strategic and Organisational Alignment</p> <p>Andrew Hopper, Deputy Chief Executive Officer, Tourism and Events</p> <p>Mark Ashley, Executive Director, Parks, Wildlife and Heritage</p> <p>Phillip Leslie, Executive Director, Community Participation, Sport and the Arts</p> <p>Susan Kirkman, Executive Director, Strategic Services</p> <p>Joanna Frankenfeld, Chief Financial Officer</p> <p>Keryl Cottier, Director, Executive Services</p>	12 meetings
Emergency Management Committee	<p>The Emergency Management Committee supports the Department to meet its emergency mitigation, business continuity, preparedness, response and recovery responsibilities and objectives.</p>	<p>Andrew Hopper, Deputy Chief Executive, Tourism and Events (Chair)</p> <p>Mark Ashley, Executive Director, Parks, Wildlife and Heritage</p> <p>Phillip Leslie, Executive Director, Community Participation, Sport and the Arts</p> <p>Susan Kirkman, Executive Director, Strategic Services</p> <p>Leanne Taylor, Senior Director, Infrastructure (30/10/17 to 11/11/18)</p> <p>Neva McCartney, Senior Director, Park Development and Strategic Projects</p> <p>Marguerite Wall, Chief Information Officer</p> <p>Keryl Cottier, Director, Executive Services</p> <p>Mez Korbetis, Director, Communications and Media</p>	1 meeting
Audit and Risk Management Committee	<p>The Audit and Risk Management Committee provides independent assurance and assistance to the CEO on the effectiveness of the Department's audit, risk management and internal control processes.</p> <p>The committee assists the CEO to achieve external accountability and legislative compliance responsibilities, therefore improving the Department's governance arrangements.</p>	<p>Chair - vacant (arrangement with independent Chair, Mr John Cossons ceased May 2019 and new chair was being recruited as at 30 June 2019)</p> <p>Mark Ashley, Executive Director, Parks, Wildlife and Heritage</p> <p>Ian Ford, Senior Director, Sport and Active Recreation</p> <p>Daryl Hudson, Director, Tourism Investment Attraction</p>	3 meetings

COMMITTEE	PURPOSE	MEMBERSHIP AS AT 30 JUNE 2019	NUMBER OF MEETINGS IN 2018-19
Information and Technology Management Committee	The Information and Technology Management Committee provides effective governance and oversight of information, communication and technology (ICT) activities to ensure alignment of the Department's business objectives and ICT architecture, and adherence with whole-of-government requirements.	<p>Lorraine Corowa, Deputy Chief Executive Officer, Strategic and Organisational Alignment (Chair)</p> <p>Andrew Hopper, Deputy Chief Executive Officer, Tourism and Events</p> <p>Marguerite Wall, Chief Information Officer</p> <p>Mark Crummy, Director, Commercial, Parks, Wildlife and Heritage (July – October 2018)</p> <p>Carly Holman, Project Officer, Commercial, Parks, Wildlife and Heritage (October 2018 – June 2019)</p> <p>Patrick Gregory, Senior Director, Northern Territory Library and Archives</p> <p>Mez Korbetis, Director, Communications and Media</p> <p>Adam Boucher, Director, Marketing Solutions, Tourism and Events</p> <p>Greg Connors, Director, ICT Infrastructure, Architecture and Security, Department of Corporate Information and Services</p>	6 meetings
Work Health and Safety committees	Established safety committees within each division are included in the Work Health and Safety Management System. The divisional Work Health and Safety Committees report directly to the Department's Governance Board. All divisional committees act as consultative forums and have employee and employer representation.	<p>Employee-nominated and employer-appointed representatives, Parks, Wildlife and Heritage</p> <p>Employee-nominated and employer-appointed representatives, Tourism and Events</p> <p>Employee-nominated and employer-appointed representatives, Community Participation, Sports and the Arts</p> <p>Employee-nominated and employer-appointed representatives, Strategic Services</p>	Various

Governing legislation

The Department is responsible for administering 24 pieces of legislation on behalf of the Minister for Tourism, Sport and Culture, including 13 Acts and 11 pieces of subordinate legislation.

This legislation provides overarching direction for some of the Department's functions and includes:

- Barranyi (North Island) Local Management Committee Regulations 1992
- *Cobourgh Peninsula Aboriginal Land, Sanctuary and Marine Park Act 1981*
- Cobourgh Peninsula Aboriginal Land and Sanctuary (Entry and Camping) By-laws 1986
- Cobourgh Peninsula Aboriginal Land, Sanctuary and Marine Park (Rehabilitation Areas) By-laws 2002
- *Commonwealth Historic Shipwrecks Act 1976*
- Djukbinj National Park Local Management Committee (Djukbinj Board) Regulations 1997
- *Heritage Act 2011*
- Heritage Regulations 2012
- *Information Act 2002* (Part 9 - except Record Services provisions)
- Keep River National Park Local Management Committee Regulations 1992
- *Major Cricket Events Act 2003*
- Major Cricket Events Regulations 2003
- *Meteorites Act 1988*
- *National Trust (Northern Territory) Act 1976*
- Rules of the National Trust of Australia (Northern Territory) 2004
- *Nitmiluk (Katherine Gorge) National Park Act 1989*
- *Parks and Wildlife Commission Act 1980*
- *Publications (Legal Deposit) Act 2004*
- *Strehlow Research Centre Act 2005*
- *Territory Parks and Wildlife Conservation Act 1976* (except Part IV, Divisions 1 to 5)
- Territory Parks and Wildlife Conservation By-laws 1984
- Territory Parks and Wildlife Conservation Regulations 2001
- *Tourism NT Act 2012*
- Thorala Local Management Committee Regulations 1993.

Statutory authorities and bodies

As at 30 June 2019, the Department supports the following statutory authorities and bodies:

STATUTORY AUTHORITY/BODY	PURPOSE	MEMBERSHIP AS AT 30 JUNE 2019	
Tourism NT Board of Commissioners	Provides strategic direction to Tourism NT to foster sustainable growth and success of the NT tourism industry.	Michael Bridge (Chair) Dale McIver Denis Pierce Geoffrey Weeks Helen Martin Jeffrey Huyben	Michael Burns Rachel Beaumont-Smith Patricia Angus Simonne Shepherd
Heritage Council	The functions of the Heritage Council are set out in the <i>Heritage Act 2011</i> and include assessing the significance of places and objects nominated to the Northern Territory Heritage Register, advising the Minister on a range of issues and promoting NT heritage.	Wayne Kraft (Chair) Dr Ilka Schacht (Deputy Chair) Alexander Nelson Allan Garraway Allison Bitar Damien Ryan	Eddie Webber Karen Martin-Stone Patricia Angus Tim Dixon
Barranyi (North Island) Local Management Committee	Established under the <i>Territory Parks and Wildlife Conservation Act 1976</i> and the Barranyi (North Island) Local Management Committee Regulations 1992. The committee assists with managing Barranyi (North Island) National Park.	Stephanie Jupiter (Chair) Graham Friday Linda Owens Lesley Garner	Ross Friday Roxanne Jupiter Sarah Kerin Andrew Peckham Mavis Timothy
Cobourg Peninsula Sanctuary and Marine Park Board	The Cobourg Peninsula Sanctuary and Marine Park Board is a statutory body established under section 18 of the <i>Cobourg Peninsula Aboriginal Land, Sanctuary and Marine Park Act 1981</i> . The board's purpose is to jointly manage Garig Gunak Barlu National Park with the Department.	Solomon Cooper (Chair) Fred Baird Mark Crummy	Nigel Weston Robert Cunningham (Jr) Ronald Lami Neva McCartney
Conservation Land Corporation	Established under section 27 of the <i>Parks and Wildlife Commission Act 1980</i> . The corporation's purpose is to acquire, hold and dispose of real and personal property in accordance with the Act. It receives administrative support from the Department.	Kenneth Johnson (Chair) Bart Irwin Mark Ashley	
Djukbinj Local Management Committee	Operating under the <i>Territory Parks and Wildlife Conservation Act 1976</i> , and the Djukbinj Local Management Committee (Djukbinj Board) Regulations. The committee's purpose is to assist the Department in determining the direction of the management of Djukbinj National Park.	The Djukbinj LMC has not been operational. Management has been through the Chair of the Limilngan – Wulna Association. As at 30 June 2019, the Chairperson and member positions were vacant.	

STATUTORY AUTHORITY/BODY	PURPOSE	MEMBERSHIP AS AT 30 JUNE 2019	
Keep River National Park Local Management Committee	<p>Established under the <i>Territory Parks and Wildlife Conservation Act 1976</i> and the Keep River National Park Local Management Committee (LMC) Regulations, the committee assists in the management of Keep River National Park.</p> <p>The Keep River LMC was initially set up to advise on management issues relating to the Keep River National Park. Amendments were made to the Act in 1998 to ensure better representation of the Traditional Owners, as requested by the Aboriginal people.</p>	<p>The committee has not met since 2005 subject to determinations on native title, which have since been resolved. Consultative meetings are still held with the Traditional Owners of the park.</p> <p>As at 30 June 2019, the Chairperson and member positions were vacant.</p>	
Nitmiluk (Katherine Gorge) National Park Board	Established under section 9 of the <i>Nitmiluk (Katherine Gorge) National Park Act 1989</i> , the board's purpose is to jointly manage Nitmiluk National Park with the Department.	Lisa Mumbin (Chair) Alister Andrews Jake Quinlivan Jane Runyu-Fordimail Maria Lee Mark Crummy	Ossie Daylight Robert Friel Robert Jennings Sarah Kerin Tony Walla Raymond Fordimail Melissa Rogers
Olive Pink Botanic Gardens Board of Trustees	The Olive Pink Botanic Garden is a declared reserve under section 79 of the <i>Crown Lands Act 1992</i> . It is run by a Board of Trustees who manage the gardens on behalf of the local community and ensure it enriches the social and cultural life of the community and visitors.	Frances Kilgariff (Chair) Anne Pye Hayley Michener Peter Renehan Sarah Fairhead Scott Pullyblank Stephen Morton	
Tnorala Local Management Committee	Established under the <i>Territory Parks and Wildlife Conservation Act 1976</i> and the Tnorala Local Management Committee Regulations. The committee's purpose is to assist the Department to manage Tnorala (Gosse Bluff) Conservation Reserve.	Bevan Malbunka (Chair) Alias Malbunka Chris Day Kristen Hay Maxine Malbunka Selina Malbunka	
Strehlow Research Centre Board	Established under section 9 of the <i>Strehlow Research Centre Act 2005</i> . Its responsibilities relate to acquiring and disposing of collection items at the Strehlow Research Centre in Alice Springs and repatriating ceremonial material.	Michael Liddle (Chair) Vale Dr Kathleen Strehlow Edward Rontji Michael Sitzler Phillip Gordon Professor Barry Judd Robert Borgas	
Board of the Museum and Art Gallery of the Northern Territory	Body responsible for managing the Museum and Art Gallery of the Northern Territory, including its financial affairs, and managing venues through which it delivers services.	Allan Myers AC QC (Chair) Allan Garraway Helen Garnett Janet Chisholm	Ian Kew Michael Sitzler Tricia Kavanagh Emeritus Professor Helen Garnett PSM

Non-statutory authorities and bodies

NON-STATUTORY AUTHORITY/BODY	PURPOSE	MEMBERSHIP AS AT 30 JUNE 2019	
Aboriginal Tourism Advisory Council (ATAC)	<p>Established in 2015 to provide strategic advice to the Northern Territory Government on how to increase the number and sustainability of Aboriginal tourism businesses in the Territory.</p> <p>ATAC plays an active role in the development of models for improved skills and training for Aboriginal people in the tourism sector and has been instrumental in developing an Aboriginal Tourism Strategic Plan for the Territory.</p> <p>The ATAC Terms of Reference include identifying new Aboriginal tourism products and regions. ATAC has recognised and recommended priority areas where support for the establishment of improved Aboriginal-managed tourism businesses is warranted. This has been demonstrated with the government's commitment to implementing the Hermannsburg Visitor Experiences Master Plan and five-point Action Plan, and partnering with the Department of Trade, Business and Innovation to support business improvements to Aboriginal tourism products across the NT.</p>	<p>Helen Martin (Chair)</p> <p>Dorothea Randall</p> <p>Graham Kenyon</p> <p>Jane Runyu-Fordimail</p> <p>Maree Meredith</p> <p>Paul Ah Chee 'Ngala'</p> <p>Peter Renehan (resigned April 2019)</p> <p>Victor Cooper</p>	
National Aboriginal Art Gallery – National Reference Group	<p>Established in September 2018 with the primary purpose of promoting and informing the development of a National Aboriginal Art Gallery to be built in Alice Springs, and to provide advice and recommendations to the Northern Territory Government on the Gallery's development, establishment and operations.</p> <p>In 2018-19, the reference group held one meeting on 19 November 2018 in Alice Springs.</p> <p>The reference group has majority Aboriginal representation, with membership drawn from government, Aboriginal and Torres Strait Islander peak bodies and artist organisations, the arts and museums sector, and representative bodies. The reference group is appointed by the Minister for Tourism, Sport and Culture.</p>	<p>Gerard Vaughan (Chair)</p> <p>Franchesca Cubillo (Chair)</p> <p>Benedict Kngwarraye Stevens</p> <p>Frank Howarth</p> <p>John Mawurndjul, AM</p> <p>Luke Scholes</p> <p>Malcolm Jagmarra Maloney</p> <p>Phillip Watkins</p> <p>Robert Campbell</p> <p>Elliat Rich</p> <p>Freja Carmichael</p> <p>Helen Martin</p> <p>Margo Neale</p> <p>Rhoda Roberts</p>	
Northern Territory Water Safety Advisory Council	<p>Appointed by the Minister for Tourism, Sport and Culture to advise government on water safety issues.</p> <p>The council's membership is comprised of Department representatives and community stakeholders with a vested interest in water safety.</p> <p>Council provides advice regarding water safety issues and how to minimise drowning and water-related injuries in the Territory.</p>	<p>Daphne Read (Chair)</p> <p>Brad Thomson</p> <p>David Ciaravolo</p> <p>David King</p> <p>Dr Charles Douglas</p> <p>Fiona Campbell</p> <p>Fiona Villaflor</p> <p>Floss Roberts</p> <p>Jeffrey McLaughlin</p> <p>John Pini</p> <p>Kellie Shewring</p> <p>Narelle Gosstray</p>	<p>Rebecca Johnson</p> <p>Robin Knox</p> <p>Robyn Henderson</p> <p>Romolo Dallacosta</p> <p>Samantha Farrow</p> <p>Skye Lee Sergeant</p> <p>Srinivas Srishailam</p> <p>Stephen Gazzola</p> <p>Trevor Radburn</p> <p>Vanda Stewart</p>

NON-STATUTORY AUTHORITY/BODY	PURPOSE	MEMBERSHIP AS AT 30 JUNE 2019	
Araluen Cultural Precinct Community Reference Group	Advises the Minister for Tourism, Sport and Culture in relation to ongoing development and strategic operation of the Araluen Cultural Precinct by creating dialogue between the precinct's management and the community, and assisting in implementing the Araluen Cultural Precinct Development Plan.	Dr Mark Crees (Chair) Damien Ryan Dianne Logan Kalikamurti Suich Pip McManus	
Northern Territory Archives Service Aboriginal Advisory Group	Advises and comments on issues about access to Northern Territory Government records by Aboriginal people researching family. The group operates under the Protocol for Access to Northern Territory Government Records by Aboriginal People Researching their Families. Members are representatives of the signatories to the protocol.	Phyllis Williams (Chair) Deanna Roberts Margaret Furber Miriam Cleary Tracy Brand	
Northern Territory Arts Grants Panel	Formed from the Northern Territory's Register of Arts Peers. Provides a valuable resource for arts development and arts industry expertise and advice across art forms, Northern Territory regions, and cultural expertise. Arts peers may provide specialist advice to government through working partners or advisory groups on particular topics and issues.	Amina McConvell Anna Weekes Catherine Sartour Darren Lynch Elliat Rich Franchesca Cubillo Gary Lang Jacqueline Gribbin Jayne Nankivell Jeanette Button Kathy Burns Liam Campbell Liesl Rockchild	Michelle Culpitt Nadine Lee Noeletta McKenzie Paolo Fabriz Phillip Eaton Pip McManus Ruth Elvin Sahn Cramer Tara Lecky Thisbe Purich Tim Newth William Grose
Northern Territory History Grants Committee	Assesses applications and provides recommendations to the Minister for Tourism, Sport and Culture for awarding history grants to recipients. Committee members are Territory community representatives with expertise or extensive knowledge in the field of NT history.	Dr David Bridgman Dr Stephen Hamilton Dr Sue Stanton	
Regional Museums Support Grant Program Panel	Assesses applications to the Regional Museums Grant Support Program, with recommendations provided to the Minister for Tourism, Sport and Culture.	Michael Wells (Chair) Apolline Kohen Paul Clark	

NON-STATUTORY AUTHORITY/BODY	PURPOSE	MEMBERSHIP AS AT 30 JUNE 2019	
Screen Territory Advisory Panel	<p>Acts as an assessment advisory body to Screen Territory and the Department to ensure an expert, transparent, accountable and 'arm's-length' process for allocating screen grants funding.</p> <p>The panel meets as required to assess and make recommendations on applications to the Screen Territory Grants Program, specifically in the areas of the Bob Plasto Screen Award, Industry and Audience Development, Project Development and Production Finance.</p>	Alan Hardy Alex Kelly Andrew Hyde Anna Grieve Aurora Scheelings Beck Cole Clea Frost Cristina Pozzan Danielle Maclean Darren Dale Dena Curtis Gillian Moody Greer Simpkin Greg Haddrick Jeni McMahon Julia Overton Julia Redwood Karena Slaninka Mary Anne Butler	Matthew Deaner Meredith Garlick Mike Jones Megan Simpson-Huberman Neil Peplow Nick Lee Rachel Clements Shane Krause Shane Mulcahy Shayne Armstrong Simon Manzie Steven McGregor Susan Mackinnon Tanith Glynn-Moloney Trisha Morton-Thomas Timothy Parish Vicki Madden
Arts Trail Regional Stimulus Program Panel	Assesses applications to the Arts Trail Regional Stimulus Grants Program, which focusses on arts and cultural infrastructure development across the Territory, prioritising regional and remote development and eligible not-for-profit organisations. Panel recommendations are provided to the Minister for Tourism, Sport and Culture.	Andrew Jacka Angela Hill Colvin Crowe Georgina Davidson Helen Martin Michael Wells Thisbe Purich	
Northern Territory Library Community Reference Group	Established to promote and support the work of the Northern Territory Library and provide advice on the libraries' development and direction.	The Honourable Sally Thomas AC (Chair) Anthony Hornby Daniel Featherstone Don Christopherson Geoff Purdie Judy Boland AM Patrick Gregory Pattie Martin Simon Niblock Yasmin Fairbrother	
Oral History Advisory Committee (The committee completed their term in March 2019)	Provides independent advice and recommendations to the Northern Territory Archives Service to ensure oral histories about the Territory are collected. The committee also helps to build and define co-operative relationships to identify and encourage people to contribute oral histories and undertake oral history projects.	Dr Matthew Stephen (Chair) Jared Archibald Koulla Roussos Phyllis Williams	

NON-STATUTORY AUTHORITY/BODY	PURPOSE	MEMBERSHIP AS AT 30 JUNE 2019	
Northern Territory Sports Awards Selection Committee	Assesses applications for awards recognising the achievements of athletes, coaches, sporting officials and volunteers, and makes recommendations to the Minister for Tourism, Sport and Culture on award recipients.	Ian Ford Grey Morris Judith O'Hearn	Michael McGregor Nicole Simmonds Pippa Tessman
Women in Sports Advisory Committee	Established to provide strategic and practical advice to improve the delivery, recognition, promotion and development of participation and leadership opportunities for women in sport in the Territory.	Louise Morrison (Chair) Alexandra Billeter Brittany Ward Ewa Finch Shahni Wellington	Sheralee Taylor Sue Kendrick Sue Marshall Suzi Hullick Trudy Grenfell
2018 Alice Springs Masters Games Advisory Committee	Provided advice to the Department and Minister for Tourism, Sport and Culture on delivery of the 2018 Alice Springs Masters Games.	Damien Ryan Grant Whan Jim Lawrie John Boyle	Pippa Tessman Steve Shearer Timothy Loth
Adelaide River Joint Management Committee	The committee provides governance, policy and strategic direction for the reserve's management, as per the Adelaide River Conservation Reserve Joint Management Plan.	David Kenyon Joan Kenyon Tarizma Kenyon Joe Browne Christine Jenner Phillip Browne	Edward Talbot Jennifer Talbot Pamela Talbot Julie Heran Greg Williams
Chambers Pillar Historic Reserve Joint Management Committee	In line with the Chambers Pillar Historic Reserve Joint Management Plan, the committee provides governance, strategic direction and policy for the reserve's management.	Christine Davis Jeanette Ungwanaka Margaret Campell Shaun Johnson Julie Kenny	Dennis Kenny Eric Braeden Ursula Nicholoff Michael Rawnsley Wayne Gaskon
East MacDonnell Joint Management Committee	In line with the Corroboree Rock Conservation Reserve, N'Dhala Gorge Nature Park and Trephina Gorge Nature Park joint management plans, the committee provides governance, strategic direction and policy for the park's management.	Wayne Gaskon Henry Oliver Maree Oliver Damien Ryder	Leanne Ryder Ingrid Williams Paul Williams
Finke Gorge National Park Joint Management Committee	In line with the Finke Gorge National Park Joint Management Plan, the committee provides governance, strategic direction and policy for the park's management.	Louise Abbott Nora Abbott June Campbell Angela Ebatarinja Graham Ebatarinja	Elfrieda McLean Taren Williams Conrad Ratara Phillip Cowan Kristen Hay
Giwining / Flora River Nature Park Joint Management Committee	In line with the Giwining / Flora River Nature Park Joint Management Plan, the committee provides governance, strategic direction and policy for the park's management.	Marie Allen Ted Croker Jnr Bill Harney	Roderick Harney Sarah Kerin Florie Smiler Sally Winbirt

NON-STATUTORY AUTHORITY/BODY	PURPOSE	MEMBERSHIP AS AT 30 JUNE 2019	
Iytwelepepity / Davenport Ranges National Park Joint Management Committee	In line with the Iytwelepepity / Davenport Ranges Joint Management Plan, the committee provides governance, strategic direction and policy for the park's management.	John Duggie Jonathan Wickham Michael Liddle Lynette Morrison June Dawson Rex Morrison Casey Holmes Donald Thompson	Frankie Holmes Pat Murphy Edie Holmes Lenny Beasley Albie Bailly Michael Rawnsley Wayne Gaskon
Judbarra / Gregory National Park Joint Management Committee	In line with the Judbarra / Gregory National Park and Gregory's Tree Historical Reserve Joint Management Plan, the committee provides governance, strategic direction and policy for the park's management.	Mona Anzac Kevin Bishop Maryarthur Campbell Chirs Griffith Larry Johns Lorraine Johns	Marcella Jones Sarah Kerin Basin Murrimal Crysella Roberts Katie Roy Reggie Ryan Cerise Young
Karlu Karlu (Devils Marbles) Conservation Reserve Joint Management Committee	In line with the Devils Marbles (Karlu Karlu) Conservation Reserve Joint Management Plan, the committee provides governance, strategic direction and policy for the reserve's management.	June Dawson John Duggie Casey Holmes Sonny Kurtis	Lynette Morrison Sandra Morrison Lisa Rex Donald Thompson Tommy Thompson
Mary River Joint Management Committee	In line with the Mary River National Park Joint Management Plan, the committee provides broad direction through planning and policy development for management of the park.	Steve Dwyer Adrian Gumudrul Andrew Henda Samson Henry	Julie Heran David Kenyon Darryl Tambling Henry Yates Roger Yates
Rainbow Valley Joint Management Committee	In line with the Rainbow Valley Conservation Reserve Joint Management Plan, the committee provides governance, strategic direction and policy for the reserve's management.	Eric Braedon John Henry-Taylor Desmond Jack Shaun Johnson	Peter Kenny Syd Kenny Mary Le Rossingnol Ursula Nichaloff
Tjoritja / West MacDonnell National Park Joint Management Committee	In line with the Tjoritja / West MacDonnell National Park Joint Management Plan, the committee provides governance, strategic direction and policy for the park's management.	Raymond Ebatorinja Carl Inkamala Lionel Inkamala	Rhonda Inkamala Ian Liddle Antonio Sena Lloyd Inkamala
Watarrka National Park Joint Management Committee	In line with the Watarrka National Park Joint Management Plan, the committee provides governance, strategic direction and policy for the park's management.	Bruce Breadon Stephen Clyne Anslem Impu Senior	Philomon Kumanjara Bessie Liddle Elfreida Ungwanaka
Yeperenye / Emily and Jessie Gaps Nature Park Joint Management Committee	In line with the Yeperenye / Emily and Jessie Gaps Nature Park Joint Management Plan, the committee provides governance, strategic direction and policy for the park's management.	Andrew Alice Clement Alice Joseph Alice Mark Alice	Teresa Alice Lynette Ellis Bonita Oliver Elaine Ross

Risk management

The Department has a suite of tools available to help employees identify and manage risks.

As part of our risk management procedure, divisions review and manage their strategic risks through assessments and mitigation strategies. This includes looking at the causes and consequences of identified risks and what internal controls are in place to manage them. This is recorded and managed through divisional strategic risk registers. The Audit and Risk Management Committee (ARMC) reviews strategic risk registers at each meeting to monitor progress on identified treatments.

Detailed WHS risk registers have also been established and are managed by divisional WHS committees.

Insurable risk

The Department has a mix of self-insurance and commercial insurance arrangements in place to mitigate insurable risks.

Commercial coverage through external providers held by the Department includes:

- overseas travel insurance
- volunteers' personal insurance
- TourismNT public liability insurance
- Araluen artwork in transit insurance.

The Territory Wildlife Parks holds commercial coverage for:

- overseas travel insurance
- volunteers' personal insurance
- public liability insurance.

Controls and compliance

Internal controls

The Department has a number of internal control mechanisms and policies in place to mitigate workplace risks, including fraud. These include:

Delegations

Powers and functions are granted to nominated positions through the *Financial Management Act 1995*, *Public Sector Employment and Management Act 1993*, *Contracts Act 1978* and the *Procurement Act 1995*. Delegations have been put in place to allow the Department to operate efficiently while maintaining adequate internal controls. In 2018-19, the following delegations were reviewed and updated:

- financial management delegations
- human resource management delegations
- procurement and contract delegations
- instrument of delegation under the *Contracts Act 1978*
- instrument of delegation for guarantees and indemnities.

Conflict of interest

Conflicts of interest are conflicts, whether real or apparent, between an employee's private interests and official duties or responsibilities. All employees are responsible for declaring and managing any conflicts of interest and must take all reasonable steps to prevent involvement in such conflict. The Department manages a central register of conflicts of interest declarations.

Outside employment

Employees must seek prior approval to undertake employment outside the Department. This is to help identify, manage and mitigate any potential conflicts of interest where an employee engages in activities that may advance their personal interest at the expense of the Department. The Department manages a central register of outside employment applications.

Code of conduct

As a condition of employment, all staff are required to adhere to the NTPS Code of Conduct, which outlines the principles, standards and behaviour expected of them. Internal training, including the corporate induction program, is provided to all employees to ensure they are aware of expected behaviours and responsibilities.

Gifts and benefits

The Department's Gifts and Benefits Policy establishes a common understanding of the appropriate conduct expected of all employees in relation to accepting gifts and benefits. The policy also outlines the approval and management of gifts and benefits. The Department manages a central register of gifts and benefits.

Freedom of information and privacy

The Department adheres to Northern Territory Government policies and procedures under the *Information Act 2002*. This includes publishing or releasing information and allowing individuals to access records and information held by the Department.

Whistleblowers

The Department's Whistleblowing Policy sets the framework for whistleblowing and the support and protection of whistleblowers in the Department. The Department has three nominated recipients, who were appointed by the CEO under the *Independent Commission Against Corruption Act 2017* to protect and support employees in reporting improper conduct.

Monitoring through audits and reviews

Audits give the Department an objective review of its policies, processes and internal controls. Audits also provide assurance that the Department is managing its risks and achieving its objectives.

Internal audits

The following internal audits were conducted under the Department's 2018-19 Internal Audit Plan. Implementation of audit recommendations is monitored by the Department's Audit and Risk Management Committee.

INTERNAL AUDIT	FOCUS	OUTCOME
Cabinet Information Security Measures Annual Compliance Check (annual request from the Department of the Chief Minister)	To assess the Department's compliance with the required Cabinet information security measures.	The annual compliance check identified no material weaknesses in controls.
Official Travel	To review the Department's official duty travel against the whole-of-government Travel Policy Framework.	The Department's official travel activities were found to be adequate, appropriate and effective in complying with the whole-of-government Travel Policy Framework.
Value for Territory Procurement	To assess the Department's compliance against the Northern Territory Government's Procurement Rules, Governance Policy and Buy Local Plan.	The audit found the procurement activities undertaken in the Tier 2 to Tier 5 categories were in accordance with the Northern Territory Government Buy Local Plan and Procurement Rules. One audit issue was identified to further strengthen the Tier 1 procurement processes.

External audits

The Office of the Northern Territory Auditor-General selected the Department for the following audits. Implementation of audit recommendations is monitored by the Department's Audit and Risk Management Committee.

EXTERNAL AUDIT	FOCUS	OUTCOME
End of Year Review	To assess the adequacy of selected aspects of end-of-financial-year controls over reporting, accounting and material financial transactions and balances.	The Department's accounting and control procedures were found to be satisfactory, with one audit recommendation made to improve cultural asset valuation processes.
Agency Compliance	To assess and test the adequacy of systems developed by the Accountable Officer to achieve compliance with accountability and control requirements as identified in the <i>Financial Management Act 1995</i> , Treasurer's Directions, <i>Procurement Act 1995</i> and other service-wide policies.	The audit found the Department's accounting and control procedures were generally satisfactory. One audit issue was identified regarding cultural asset valuation processes.
Performance Management System Audit	To assess performance management systems and processes related to the strategic outcome of 'increased visitation to the Territory'.	The audit identified the Department had established key elements of a performance management system; however, some improvements were recommended.
Territory Wildlife Parks Financial Statements Audit	To form an audit opinion on the financial statements of the Territory Wildlife Parks for the year ended 30 June 2019.	An unmodified independent audit opinion was issued.
Nitmiluk (Katherine Gorge) National Park Board Financial Statements	To form an audit opinion on the financial statements of the Nitmiluk (Katherine Gorge) National Park Board for the year ended 30 June 2019.	An unmodified independent audit opinion was issued.
Cobourg Peninsula Sanctuary and Marine Park Board Financial Statements	To form an audit opinion on the financial statements of the Cobourg Peninsula Sanctuary and Marine Park Board for the year ended 30 June 2019.	An unmodified independent audit opinion was issued.

Information Management

Information Requests

The *Information Act 2002* creates a general right of access to information held by government departments and is limited only in circumstances where the disclosure of certain information would be contrary to public interest. The *Information Act 2002* covers freedom of information issues, privacy, records and archives management, and affects how the Department collects, uses and stores personal and government information.

The Act is designed to protect personal information, promote the free flow of government information, protect public interests and prevent public sector agencies from unauthorised disclosure of information held by public agencies on individual, private and business interests.

The Department is subject to the *Information Act 2002* and is required to meet the obligations placed on it under that Act.

During the reporting year, the Department received five new applications for information, with one carried over from 2018-19, resulting in a total of six applications handled during 2018-19.

Records management

The Department has adopted record management practices and procedures to ensure compliance with part 9 of the *Information Act 2002*.

Part 9 of the Act and the Records Management Standards require the Department to develop and implement plans and processes to ensure full and accurate records are created, captured, discoverable, secure and disposed of in line with approved records disposal schedules to potentially reduce storage costs.

The Department is responsible for the provision of the NTG Archives function under the Information Act Part 9, through the NT Archives Service.

Competitive neutrality complaint

The Department has worked with DTF to develop a Territory Wildlife Parks Pricing Policy. The Policy seeks to ensure pricing of all activities provided by Territory Wildlife Parks are transparent and consistent with competitive neutrality principles and that pricing of commercial activities is fully cost-reflective, while retaining sufficient flexibility to price in a competitive manner and respond to changing market conditions.

Territory Wildlife Parks Pricing Policy was approved by government late in 2018-19. New entry prices were developed under the Territory Wildlife Parks Pricing Policy, and the Territory Parks and Wildlife Conservation By-laws 1984 were amended with new entry prices to come into effect as of 1 July 2019.

Ombudsman enquiries

The Northern Territory Ombudsman received three enquiries about the Department during the reporting period. One enquiry was minor and two were resolved expeditiously without the need for formal investigation.

CORPORATE SOCIAL RESPONSIBILITY

The Department of Tourism, Sport and Culture is committed to being a good corporate citizen. In 2018-19, we undertook the following community engagement activities:

- supported 17 community arts festivals, including urban, regional and remote festivals such as the Darwin Festival, Seabreeze Festival, Desert Song Festival and the Beanie Festival, and remote Aboriginal arts festivals including Central Australian Singing, Numburindi Festival, Dancesite, Barunga Festival and Desert Harmony Festival
- educated the community on crocodile awareness and safety through 77 Be Crocwise presentations, including in schools
- delivered the Territory Parks Alive program, which provided 374 informative walks and talks to 6 972 park visitors in the Alice Springs, Katherine and Darwin regions
- educated children on the value of conserving and protecting our natural assets through the Junior Ranger program, which staged 69 Junior Ranger activities involving more than 1 300 participants in Alice Springs, Tennant Creek, Katherine and Darwin
- visited 59 schools to talk to more than 1 800 students to reinforce the value of our protected areas and conserving our natural assets
- conducted 50 community engagement events in partnership with other stakeholders, including representation at a number of festivals, markets, outdoor shows and Landcare events
- invested \$81 943 to continue the Flexible Employment Program, a direct employment model enabling employment of 11 Traditional Owners and Aboriginal casual staff on jointly managed parks and reserves
- continued to support Greening Australia and Low Ecological Services to assist the Land for Wildlife program, which helps landholders provide habitat for wildlife on their properties through nature conservation and improved land management
- supported the continuation of non-for-profit Wildcare NT in Darwin, Wildlife Rescue Katherine and Wildcare Alice Springs, which provide critical rehabilitation to sick and injured wildlife and release animals back into their natural habitat
- partnered with and sponsored the annual Territory Natural Resource Management Awards
- sponsored the Brolga Awards – Ecotourism category
- equipped and opened the Marrara evacuation centre to support evacuee arrangements for those affected by Cyclone Trevor in March 2019

- provided volunteer programs at the Northern Territory Library and the Northern Territory Archives Service
- supported the Northern Territory Water Safety Advisory Council to improve water safety across the Territory
- conducted Season Four of the Million Dollar Fish competition in 2018 which saw the introduction of 20 fish with purple tags, worth \$2 500 cash to the angler, and \$2 500 to a Territory-based charity, including the Cancer Council NT, Star Ball Darwin (Starlight Children's Foundation) and Junior Indigenous Guide Program. Only one purple tag was caught in 2018, with \$2 500 going to the Star Ball Darwin (Starlight Children's Foundation).

CORPORATE SOCIAL RESPONSIBILITY INITIATIVES:

Festivals

SUPPORTED 17 URBAN, REGIONAL AND REMOTE COMMUNITY ARTS FESTIVALS

Be Crocwise

EDUCATED THE COMMUNITY THROUGH 77 BE CROCWISE PRESENTATIONS

Junior Rangers

1 300 PARTICIPANTS IN ALICE SPRINGS, KATHERINE AND DARWIN

SECTION 5

FINANCIAL STATEMENTS

The Department comprises of two reporting entities for the purposes of the *Financial Management Act 1995* (the Act):

- Department of Tourism, Sport and Culture (the Department); and
- Territory Wildlife Parks (TWP), a Government Business Division.

The Act requires the Department to prepare separate financial statements for each entity for inclusion in the Annual Report.

This section of the Report provides an analysis of the financial outcome of the Department of Tourism, Sport and Culture for the year ended 30 June 2019.

DEPARTMENT OF TOURISM, SPORT AND CULTURE

FINANCIAL STATEMENT OVERVIEW

The Department of Tourism, Sport and Culture was created as a result of an Agency Administration Order executed on 12 September 2016.

The Department has the following outputs:

- Tourism, Sport and Culture: to market the Territory to stimulate interest and desire to travel to and within the Territory; protect, conserve and provide access to our major heritage and cultural assets; invest and develop the sport and recreation sectors and protect the Territory's parks and native wildlife;
- Commercial Organisations: to support the operations of the Darwin Waterfront Corporation and the Northern Territory Major Events Company;
- Corporate and Governance: to provide a range of corporate and governance services to support the Department's functions; and

- Shared Services: corporate and governance services received free of charge from the Department of Corporate and Information Services (DCIS).

FINANCIAL PERFORMANCE

In 2018-19, the Department reported a net loss of \$19.4 million and, after adjusting for \$18.7 million of non-cash items, made a cash loss of \$0.7 million. This compares to a budgeted cash loss of \$2.1 million.

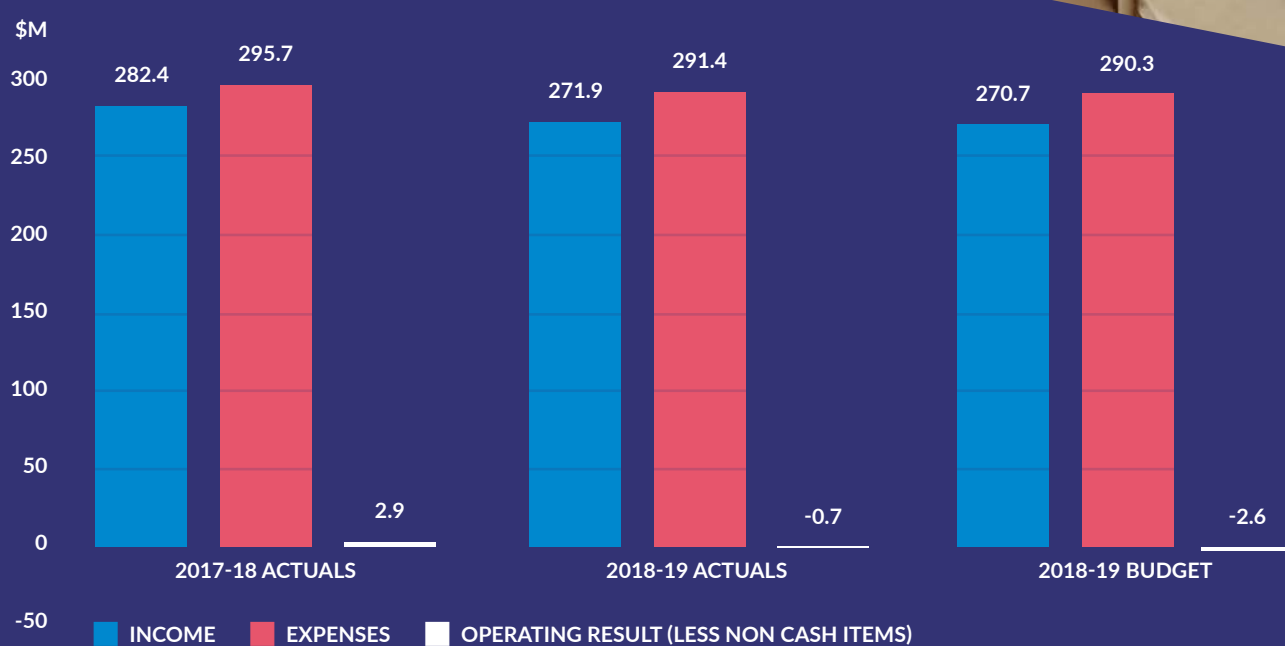
The improvement to budget of \$1.4 million relates to:

- an underspend in the repairs and maintenance program of \$0.7 million; and
- one-off budget for specific capital grants of \$0.7 million to be finalised in 2019-20.



Completion of the south repository reshelfing project - Northern Territory Archives Centre

OPERATING RESULT



INCOME

The income received in 2018-19 was \$271.9 million, which was a \$1.3 million increase over budget and \$10.5 million lower than the prior year.

The Department is funded primarily through Northern Territory Parliamentary appropriation. The next major source of income is charges for goods and services. The Department also makes a small income from other revenue sources. Notional revenue is recognised for corporate services provided by DCIS and services received through cooperative marketing agreements.

Output Revenue

In 2018-19, output revenue of \$249.5 million was received in accordance with budget, representing 91.8% of total revenue. The output revenue decreased in 2018-19 by \$13.4 million, predominately reflecting one-off capital grant funding in 2017-18 that included funding for upgrades to Purkiss Reserve in Tennant Creek, the Katherine Showgrounds, the Freds Pass Sporting and Recreation Reserve south of Darwin, and sporting facilities in Alice Springs.

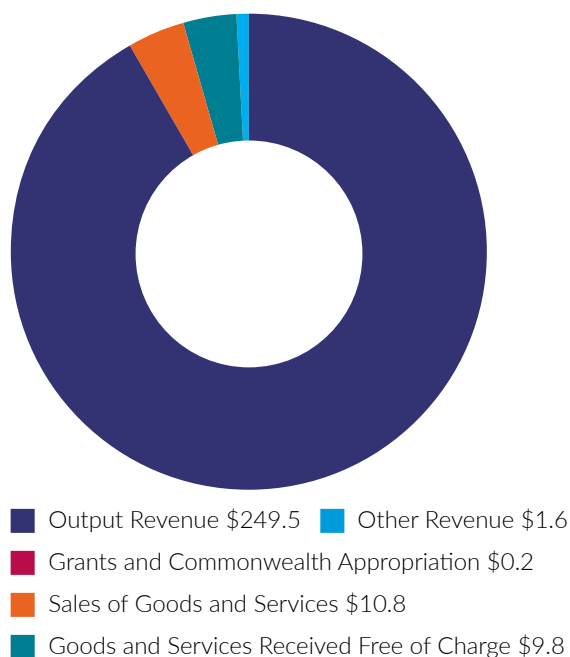
Sale of Goods and Services

Income from the sale of goods and services in 2018-19 totalled \$10.8 million, compared to a budget of \$10.7 million. This was \$3.1 million more than 2017-18, primarily for recovery of staffing costs from the NT Major Events Company for delivery of the Arafura Games.

Sales of goods and services income includes:

- \$4.5 million cost recovery of employee and operational costs from the NT Major Events Company;
- \$1.6 million cost recovery of employee and operational costs from the Darwin Waterfront Corporation;
- \$2 million in revenue from park camping fees, permits, and concessionaires operating on park;
- \$1.1 million in Araluen Arts Centre revenue from productions, retail sales and facility hire; and
- \$0.5 million cost recovery and facility hire of arts, sport and recreation facilities.

2018-19 Income by Source \$M



Grant Revenue and Commonwealth Appropriation

In 2018-19, the Department received \$0.2 million for externally funded projects. This funding varies from year to year, and in 2018-19 was \$1.2 million lower than the previous year due to the finalisation of the Tourism Demand Driver project, that supported the delivery of Infrastructure \$0.8 million, and Regional Arts Fund \$0.3 million.

Goods and Services Received Free of Charge

In 2018-19, goods and services received free of charge totalled \$9.8 million, incorporating \$9.1 million from DCIS for notional goods and services received, and \$0.7 million received through cooperative marketing agreements.

As this is notional revenue, there is a corresponding expense, resulting in a net nil effect to the Department operating result. Goods and services received free of charge allow the Department to bring to account the full cost of services it requires to operate.

The table below shows the trend for income sources since the formation of the Department, with a comparison of actual and budget income in 2018-19.

INCOME TYPE	ACTUAL 2016-17 \$M	ACTUAL 2017-18 \$M	ACTUAL 2018-19 \$M	BUDGET 2018-19 \$M
Output Revenue	210.9	262.9	249.5	249.5
Grants and Commonwealth Appropriation	1.5	1.4	0.2	0.1
Sales of Goods and Services	7.8	7.7	10.8	10.7
Goods and Services Received Free of Charge	8.9	8.8	9.8	9.8
Other Revenue	1.6	1.6	1.6	0.5
Total Income	230.7	282.4	271.9	270.6

EXPENSES

The Department incurred \$291.4 million in expenses during 2018-19 in the delivery of its programs and services. This was \$1.1 million higher than budget and \$4.3 million less than 2017-18.

Payments to employees and purchase of goods and services account for 38.4% of the Department's expenses, and grants and subsidies account for a further 48.3% of the Department's outlays. Repairs and maintenance are a significant Departmental expense, with depreciation, free of charge expenditure and capital works that did not meet capitalisation requirements representing non-cash transactions.

Employee Expenses

In 2018-19, employee expenses were \$1.6 million less than budget and totalled \$56.6 million, representing 19.4% of total expenditure. The underspend predominantly relates to one-off budget provided for project implementation teams to oversight delivery of new infrastructure. Due to the complexity and timing required for delivery of infrastructure projects, these projects will continue to progress in 2019-20.

Goods and Services Expenses

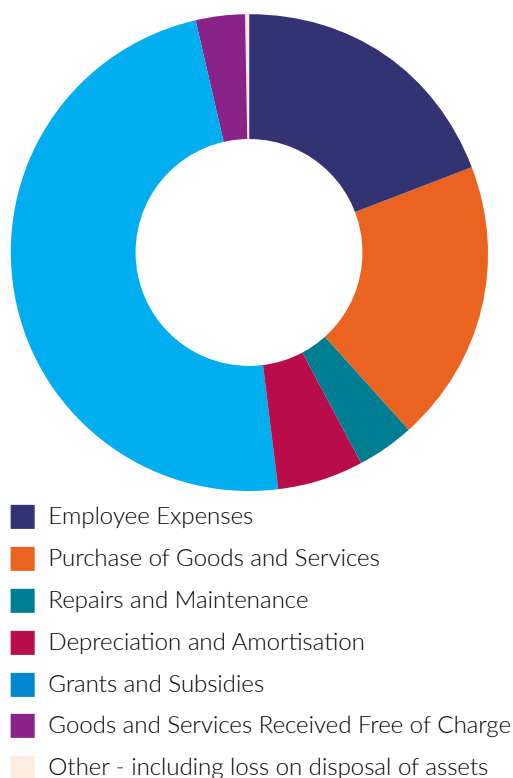
Actual spend on the purchase of goods and services in 2018-19 was \$55.4 million, which was \$1.6 million higher than the prior year and \$0.7 million less than budget. As with the employee expense underspend, the budget underspend of \$0.7 million in goods and services expenses relates to one-off budget provided for project implementation teams to oversight delivery of new infrastructure.

Grants and Subsidies

Grants of \$140.8 million were distributed in 2018-19, which was \$2.2 million more than budget. The increase primarily relates to a grant payment to the NT Cricket Association for cricket oval lighting. Significant grant payments include:

- \$37.8 million to the NT Major Events Company;
- \$20.4 million to the Darwin Waterfront Corporation;
- \$15.2 million for sport and arts infrastructure projects;
- \$7.9 million for the Community Service Obligation payment to the Territory Wildlife Parks for delivery of non-commercial functions;
- \$8.6 million to the Museum and Art Gallery of the Northern Territory;
- \$10.1 million contributions to cooperative marketing activity;
- \$6.1 million for the Sports Voucher Program; and
- \$4.7 million for public libraries across the Territory.

2018-19 Expenses by Source \$M



Full details of the Department's grants can be found in the appendices of this Report.

Repairs and Maintenance Expenses

Repairs and maintenance expenditure for 2018-19 was \$11.5 million, which was \$0.9 million under budget. Expenditure includes \$2.1 million in capital works for assets that did not meet the required capitalisation criteria. This is recognised in the financial statements as a non-cash expense.

Depreciation

Depreciation is the allocation of an asset's cost over its useful life. In 2018-19, depreciation was \$1.3 million higher than 2017-18, totalling \$17 million. This was predominately due to building and infrastructure additions. Depreciation is also recognised as a non-cash expense.

EXPENSE TYPE	ACTUAL 2016-17 \$M	ACTUAL 2017-18 \$M	ACTUAL 2018-19 \$M	BUDGET 2018-19 \$M
Employee Expenses	52.1	52.9	56.6	58.2
Purchase of Goods and Services	55.1	53.8	55.4	56.1
Repairs and Maintenance	24.1	18.3	11.5	10.6
Depreciation and Amortisation	15.2	15.7	17.0	17.0
Grants and Subsidies	108.1	146.0	140.8	138.6
Goods and Services Received Free of Charge	8.9	8.8	9.8	9.8
Other - including loss on disposal of assets	0.4	0.1	0.3	-
Expenses Total	263.8	295.7	291.4	290.3

BALANCE SHEET

The Balance Sheet provides a summary of the Department's balances at the end of the financial year for assets, liabilities and equity.

The balances reported are the net worth to Government of the Department's asset holdings (what is owned) against liabilities (what is owed).

The trend for net assets / equity is as follows:

TYPE	ACTUAL 2016-17 \$M	ACTUAL 2017-18 \$M	ACTUAL 2018-19 \$M
Assets	598.9	606.0	628.8
Liabilities	(12.4)	(13.9)	(11.0)
Net Assets/Equity	586.5	592.1	617.8

Assets

The Department's assets as at 30 June 2019 totalled \$628.8 million.

The balance of assets consists of:

- cash balances of \$10.2 million, representing cash held in a financial institution, gift fund accounts, petty cash and floats
- receivables of \$3.3 million, representing the amount that is owed to the Department for goods and services provided and delivered, as well as goods and service tax refunds receivable from the Australian Tax Office
- inventory of \$0.2 million, representing stock on hand for sale and fuel on remote parks
- prepaid expenses of \$1.6 million, representing expenses that have been paid before the good or service was received or provided
- property, plant and equipment of \$493 million, and heritage and cultural assets of \$120.5 million.

Liabilities

The Department's liabilities totalled \$11 million as at 30 June 2019.

The balance of liabilities consists of:

- deposits held of \$1.2 million to recognise the liability for money held on behalf of third parties until made available for disbursement of refund. This includes external parties share of revenue collected by the Department, security deposits, and gift fund accounts held on behalf of the community
- payables of \$2.1 million, representing the amount owed to creditors for goods and services purchased and received
- provisions for employee entitlements of \$7.5 million, made up of recreation leave, leave loading and leave fares to be paid in the future
- unearned revenue of \$0.2 million, representing the amount received for services not yet provided.

Equity

The balances reported are the net worth to Government of the Department's asset holdings against liabilities.

The Department's equity as at 30 June 2019 is \$617.8 million, with a movement of \$25.7 million in 2018-19.

This movement is a combination of:

- completed infrastructure works transferred in of \$55.4 million
- capital appropriation to purchase assets of \$0.3 million
- cash equity injections of \$2.9 million for the grant to NT Cricket Association for cricket oval lighting
- transfer of the old Darwin Primary School at Frog Hollow to the Department of Infrastructure, Planning and Logistics (DIPL) - \$13.5 million
- operating loss for the 2018-19 financial year of \$19.4 million.

CASH FLOW STATEMENT

The Cash Flow Statement provides information on how cash was received and spent during the year.

The Department's cash balances were \$10.2 million as at 30 June 2019.

The cash flows are summarised as follows:

	ACTUAL 2016-17 \$M	ACTUAL 2017-18 \$M	ACTUAL 2018-19 \$M
Cash In			
Operating Receipts	227.9	283.9	274.5
Equity Injections	6.9	0.3	3.2
Proceeds from sale of assets	-	-	-
	234.8	284.2	277.7
Cash Out			
Operating Payments	(222.2)	(281.4)	(277.8)
Purchase of Fixed Assets	(0.4)	(0.5)	(0.3)
Equity Withdrawals	(3.9)	-	-
	(226.5)	(281.9)	(278.1)
Net Increase/ (Decrease) in Cash Held	8.3	2.3	(0.4)
Cash at Beginning of Financial Year	-	8.3	10.6
CASH AT END OF FINANCIAL YEAR	8.3	10.6	10.2

The Department's cash of \$10.2 million at year-end will be utilised in future years to meet Department obligations.

CERTIFICATION OF THE FINANCIAL STATEMENTS

We certify that the attached financial statements for the Department of Tourism, Sport and Culture have been prepared from proper accounts and records in accordance with the prescribed format, the *Financial Management Act 1995* and Treasurer's Directions.

We further state that the information set out in the Comprehensive Operating Statement, Balance Sheet, Statement of Changes in Equity, Cash Flow Statement, and notes to and forming part of the financial statements, presents fairly the financial performance and cash flows for the year ended 30 June 2019 and the financial position on that date.

At the time of signing, we are not aware of any circumstances that would render the particulars included in the financial statements misleading or inaccurate.



Simonne Shepherd
Chief Executive Officer
30 August 2019



Joanna Frankenfeld
Chief Financial Officer
30 August 2019

COMPREHENSIVE OPERATING STATEMENT

For the year ended 30 June 2019

	Note	2019 \$'000	2018 \$'000
Income			
Grants and subsidies revenue			
Current		203	585
Appropriation			
Output		249 544	262 915
Commonwealth		-	775
Sales of goods and services		10 792	7 721
Goods and services received free of charge ⁽¹⁾	4	9 815	8 790
Foreign exchange gains		6	-
Other income		1 568	1 568
Total Income	3	271 928	282 354
Expenses			
Employee expenses		56 551	52 945
Administrative expenses			
Purchases of goods and services	5	55 424	53 847
Repairs and maintenance		11 488	18 332
Depreciation and amortisation	12, 13	16 958	15 657
Other administrative expenses ⁽¹⁾		9 934	8 878
Grants and subsidies expenses			
Current		113 518	95 537
Capital		19 403	41 280
Community service obligations		7 913	9 174
Loss on disposal of assets	6	188	5
Foreign exchange losses		-	7
Total Expenses	3	291 377	295 662
Net Deficit		(19 449)	(13 308)
Other Comprehensive Income			
Changes in asset revaluation surplus		(12 580)	3 215
Total Other Comprehensive Income		(12 580)	3 215
Comprehensive Result		(32 029)	(10 093)

⁽¹⁾ Includes Department of Corporate and Information Services (DCIS) Free of Charge (FOC).
The Comprehensive Operating Statement is to be read in conjunction with the notes to the financial statements.

BALANCE SHEET

As at 30 June 2019

	Note	2019 \$'000	2018 \$'000
Assets			
Current assets			
Cash and deposits	8	10 151	10 591
Receivables	10	3 336	3 981
Inventories	11	242	255
Prepayments		1 612	1 227
Total Current Assets		15 341	16 054
Non-Current Assets			
Property, plant and equipment	12	492 960	469 999
Intangible assets	13	13	18
Heritage & cultural assets	14	120 469	119 956
Total Non-Current Assets		613 442	589 973
Total Assets		628 783	606 027
Liabilities			
Current Liabilities			
Deposits held	15	1 187	1 149
Payables	16	2 088	5 031
Provisions	17	7 477	7 370
Other liabilities	18	62	141
Total Current Liabilities		10 814	13 691
Non-Current Liabilities			
Other liabilities	18	150	178
Total Non-Current Liabilities		150	178
Total Liabilities		10 964	13 869
Net Assets		617 819	592 158
Equity			
Capital		365 718	308 028
Reserves	20	318 063	330 643
Accumulated funds		(65 962)	(46 513)
Total Equity		617 819	592 158

The Balance Sheet is to be read in conjunction with the notes to the financial statements.

STATEMENT OF CHANGES IN EQUITY

For the year ended 30 June 2019

2018-19	Note	Equity at 1 July \$'000	Comprehensive result \$'000	Transactions with owners in their capacity as owners \$'000	Equity at 30 June \$'000
Accumulated Funds		(46 513)	(19 449)	-	(65 962)
Reserves					
Asset revaluation surplus	20	330 643	(12 580)	-	318 063
Capital - Transactions with owners					
Equity injections					
Capital appropriations		610	-	305	915
Equity transfers in		326 485	-	55 373	381 858
Other equity injections		6 639	-	2 900	9 539
Equity withdrawals					
Capital withdrawal		(3 930)	-	-	(3 930)
Equity transfers out		(21 776)	-	(888)	(22 664)
		308 028	-	57 690	365 718
Total Equity at 30 June		592 158	(32 029)	57 690	617 819

2017-18	Note	Equity at 1 July \$'000	Comprehensive result \$'000	Transactions with owners in their capacity as owners \$'000	Equity at 30 June \$'000
Accumulated Funds		(33 205)	(13 308)	-	(46 513)
Reserves					
Asset revaluation surplus	20	327 428	3 215	-	330 643
Capital - Transactions with owners					
Equity injections					
Capital appropriations		305	-	305	610
Equity transfers in		311 027	-	15 458	326 485
Other equity injections		6 639	-	-	6 639
Equity withdrawals					
Capital withdrawal		(3 930)	-	-	(3 930)
Equity transfers out		(21 776)	-	-	(21 776)
		292 265	-	15 763	308 028
Total Equity at 30 June		586 488	(10 093)	15 763	592 158

The Statement of Changes in Equity is to be read in conjunction with the notes to the financial statements.

CASH FLOW STATEMENT

For the year ended 30 June 2019

	Note	2019 \$'000 (Outflows)/Inflows	2018 \$'000 (Outflows)/Inflows
Cash Flows From Operating Activities			
Operating Receipts			
Grants and subsidies received			
Current		203	585
Appropriation			
Output		249 544	262 915
Commonwealth		-	775
Receipts from sales of goods and services		24 663	19 220
Deposits received		38	359
Total Operating Receipts		274 448	283 854
Operating Payments			
Payments related to employees		(56 735)	(52 494)
Payments for goods and services		(80 256)	(84 432)
Grants and subsidies paid			
Current		(113 518)	(94 006)
Capital		(19 403)	(41 280)
Community service obligations		(7 913)	(9 174)
Total Operating Payments		(277 825)	(281 386)
Net Cash (Used In)/From Operating Activities	9	(3 377)	2 468
Cash Flows From Investing Activities			
Investing Receipts			
Proceeds from asset sales		8	23
Total Investing Receipts		8	23
Investing Payments			
Purchase of assets	12	(282)	(483)
Total Investing Payments		(282)	(483)
Net Cash (Used In) Investing Activities		(274)	(460)

	Note	2019 \$'000 (Outflows)/Inflows	2018 \$'000 (Outflows)/Inflows
Cash Flows From Financing Activities			
Financing Receipts			
Equity injections			
Capital appropriation		305	305
Other equity injections		2 900	-
Total Financing Receipts		3 205	305
Financing Payments			
Equity withdrawals		-	-
Total Financing Payments		-	-
Net Cash From Financing Activities		3 205	305
Net (decrease)/increase in cash held		(446)	2 313
Cash at beginning of financial year		10 591	8 285
Effects of exchange rate changes on the balance of cash held in foreign currencies		6	(7)
Cash at End of Financial Year	8	10 151	10 591

The Cash Flow Statement is to be read in conjunction with the notes to the financial statements.

NOTES TO THE FINANCIAL STATEMENTS

For the year ended 30 June 2019

1. Objectives and Funding
2. Statement of Significant Accounting Policies
3. Comprehensive Operating Statement by Output

Income

4. Goods and Services Received Free of Charge

Expenses

5. Purchases of Goods and Services
6. Loss on Disposal of Assets
7. Write-offs, Postponements, Waivers, Gifts and Ex Gratia Payments

Assets

8. Cash and Deposits
9. Cash Flow Reconciliation
10. Receivables
11. Inventories
12. Property, Plant and Equipment
13. Intangible Assets
14. Heritage and Cultural Assets

Liabilities

15. Deposits Held
16. Payables
17. Provisions
18. Other Liabilities
19. Commitments

Equity

20. Reserves

Other Disclosures

21. Fair Value Measurement
22. Financial Instruments
23. Related Parties
24. Contingent Liabilities and Contingent Assets
25. Events Subsequent to Balance Sheet Date
26. Accountable Officer's Trust Account
27. Schedule of Administered Territory Items
28. Budgetary Information
29. Budgetary Information: Administered Territory Items

1. OBJECTIVES AND FUNDING

The primary objective of the Department of Tourism, Sport and Culture ("the Department") is to create compelling reasons to live and visit the Northern Territory. The Department does this through growing and promoting places, participation, preservation and people.

The Department is predominantly funded by, and dependent on, the receipt of parliamentary appropriation. The financial statements encompass all funds through which the Department controls resources to carry on its functions and deliver outputs. For reporting purposes, outputs delivered by the Department are summarised into the following outputs:

- Tourism, Sport and Culture
- Commercial Organisations
- Corporate and Governance
- Shared Services

Note 3 provides summary financial information in the form of a Comprehensive Operating Statement by output group.

2. STATEMENT OF SIGNIFICANT ACCOUNTING POLICIES

(a) Statement of Compliance

The financial statements have been prepared in accordance with the requirements of the *Financial Management Act 1995* and related Treasurer's Directions. The *Financial Management Act 1995* requires the Department of Tourism, Sport and Culture to prepare financial statements for the year ended 30 June based on the form determined by the Treasurer. The form of the Department's financial statements is to include:

- (i) a Certification of the Financial Statements
- (ii) a Comprehensive Operating Statement
- (iii) a Balance Sheet
- (iv) a Statement of Changes in Equity
- (v) a Cash Flow Statement
- (vi) applicable explanatory notes to the financial statements.

(b) Basis of Accounting

The financial statements have been prepared using the accrual basis of accounting, which recognises the effect of financial transactions and events when they occur, rather than when cash is paid out or received. As part of the preparation of the financial statements, all intra-agency transactions and balances have been eliminated.

Except where stated, the financial statements have also been prepared in accordance with the historical cost convention.

The form of the Department financial statements is also consistent with the requirements of Australian Accounting Standards. The effects of all relevant new and revised Standards and Interpretations issued by the Australian Accounting Standards Board (AASB) that are effective for the current annual reporting period have been evaluated.

Standards and interpretations effective from 2018-19

AASB 9 Financial Instruments

The Department applied AASB 9 for the first time in 2018-19. AASB 9 Financial Instruments replaces AASB 139 Financial Instruments: Recognition and Measurement for annual periods beginning on or after 1 January 2018. The Department has not restated the comparative information, which continues to be reported under AASB 139. Where applicable, differences arising from the adoption of AASB 9 have been recognised directly in accumulated funds and other components of equity. The nature and effect of the changes as a result of adoption of this new accounting standard are described below.

Classification and measurement

Financial instruments have been reclassified into one of three measurement bases – amortised cost, fair value through other comprehensive income (FVOCI) and fair value through profit or loss (FVTPL). The classification of these instruments is based on the Department's business model for managing the financial assets and the contractual terms of the cash flows.

The classification and measurement requirements of AASB 9 did not have a significant impact to the Department. There was one change in classification of the financial assets related to:

- The Department's debt instruments are comprised of receivables. These assets were classified as Loans and Receivables as at 30 June 2018 under AASB 139 and were measured at amortised cost. As these assets are held to collect contractual cash flows that are solely payments of principal and interest, they continue to be measured at amortised cost from 1 July 2018.

The Department has not designated any financial liabilities as at fair value through profit or loss. There are no changes in classification and measurement for the Department's financial liabilities.

In summary, upon the adoption of AASB 9, the Department had the following reclassifications as at 1 July 2018:

AASB 139 categories	Balances at 30 June 2018 \$'000	AASB 9 categories Balances at 1 July 2018			
		Fair value through profit or loss		Amortised Cost \$'000	Fair value through OCI \$'000
		Mandatorily at fair value \$'000	Designated at fair value \$'000		
Loans and Receivables					
Receivables	1 041	-	-	1 041	-
	1 041	-	-	1 041	-

Impairment

The adoption of AASB 9 requires the loss allowance to be measured using a forward-looking expected credit loss (ECL) approach, replacing AASB 139's incurred loss approach. AASB 9 also requires a loss allowance to be recognised for all debt instruments other than those held at fair value through profit or loss.

There has been no changes to impairment losses following the adoption of AASB 9.

Several other amending standards and AASB interpretations have been issued that apply to the current reporting periods, but are considered to have no impact on public sector reporting.

Standards and Interpretations issued but not yet effective

No Australian accounting standards have been early adopted for 2018-19.

On the date of authorisation of the financial statements, the following standards and interpretations were in issue but are not yet effective and are expected to have an impact on future reporting periods:

AASB 16 Leases

AASB 16 Leases is effective for annual reporting periods beginning on or after 1 January 2019 and will be reported in these financial statements for the first time in 2019-20. When the standard is effective it will supersede AASB 117 Leases and requires the majority of leases to be recognised on the balance sheet.

For lessees with operating leases, a right-of-use asset will now be included in the balance sheet together with a lease liability for all leases with a term of 12 months or more, unless the underlying assets are of low value. The comprehensive operating statement will no longer report operating lease rental payments. Instead, amortisation expense will be recognised relating to the right-of-use asset and interest expense relating to the lease liability.

The right-of-use asset will be amortised generally on a straight-line basis while the lease liability will reduce to reflect lease payments made and increase to reflect the interest on the liability. Consistent with methodology applied to other long term liabilities, the lease liability is discounted using the Territory bond rates. As the lease term progresses, the carrying amount of the asset (cost less accumulated amortisation) is likely to reduce more quickly than the liability, resulting in a lower net asset in the earlier stages of the lease arrangement.

The modified retrospective approach has been elected to transition to the new lease standard. This approach does not require restatement of comparative years and the cumulative impact is accounted for as an equal adjustment to the right-of-use asset and lease liabilities, thus, having no impact in the Department's net assets at initial adoption.

Consequently, it is expected that approximately \$121 million in operating lease commitments will be required to be recognised in the balance sheet as a lease liability and corresponding right to use asset from 2019-20.

For lessors, the finance and operating lease distinction remains largely unchanged.

AASB 1058 Income for not-for-profit entities and AASB 15 Revenue from Contracts with Customers

AASB 1058 Income for Not-for-Profit Entities and AASB 15 Revenue from Contracts with Customers are effective for not-for-profit entities for annual reporting periods beginning on or after 1 January 2019 and will be reported in these financial statements for the first time in 2019-20 financial statements.

AASB 1058 clarifies and simplifies income-recognition requirements that apply to not-for-profit entities in conjunction with AASB 15.

Under AASB 15, revenue from agreements which are enforceable, have sufficiently specific performance obligations and transfer goods or services to the customer or third party beneficiary will be recognised when or as performance obligations are satisfied, and not immediately upon receipt as it currently occurs. Consequently, more liabilities will be recognised in the balance sheet after adoption of this standard.

Where a transaction does not meet the criteria above or is classified as a donation transaction, revenue will be accounted for in accordance with AASB 1058.

Impacts identified include:

- grants received to construct or acquire a non-financial asset will be recognised as a liability, and subsequently recognised as revenue as the performance obligations under the grant are satisfied. At present, such grants are recognised as revenue on receipt
- grants with an enforceable agreement and sufficiently specific performance obligations will be recognised as revenue progressively as the associated performance obligations are satisfied. At present, such grants are recognised as revenue on receipt
- grants that have an enforceable agreement but no specific performance obligations but have restrictions on the timing of expenditure will also continue to be recognised on receipt as time restriction on the use of funds is not sufficiently specific to create a performance obligation
- grants that are not enforceable and or not sufficiently specific will not qualify for deferral, and will continue to be recognised as revenue on receipt.

The modified retrospective approach has been elected to transition to the new revenue standards. This approach does not require restatement of comparative year with the cumulative impact adjusted to the opening accumulated funds.

The standard is not estimated to increase the Department's liability (unearned revenue) or reduce accumulated funds as there are no timing difference between the receipt of revenue and performance of obligations extending to the subsequent financial year. The liability will unwind upon satisfaction of the performance obligation.

(c) Reporting Entity

The financial statements cover the Department as an individual reporting entity.

The Department of Tourism, Sport and Culture (the "Department") is a Northern Territory department established under the *Interpretation Act 1978 Administrative Arrangement Order*.

The principal places of business of the Department is:

Level 8, Charles Darwin Centre
19 The Mall
DARWIN NT 0800

(d) Agency and Territory Items

The financial statements of the Department include income, expenses, assets, liabilities and equity over which the Department has control (Agency items). Certain items, while managed by the Department, are controlled and recorded by the Territory rather than the Department (Territory items). Territory items are recognised and recorded in the Central Holding Authority as discussed below.

Central Holding Authority

The Central Holding Authority is the 'parent body' that represents the Government's ownership interest in Government-controlled entities.

The Central Holding Authority also records all Territory items, such as income, expenses, assets and liabilities controlled by the Government and managed by departments on behalf of the Government. The main Territory item is Territory income, which includes taxation and royalty revenue, Commonwealth general purpose funding (such as GST revenue), fines, and statutory fees and charges.

The Central Holding Authority also holds certain Territory assets not assigned to departments as well as certain Territory liabilities that are not practical or effective to assign to individual departments such as unfunded superannuation and long service leave.

The Central Holding Authority recognises and records all Territory items, and as such, these items are not included in the Department's financial statements. However, as the Department is accountable for certain Territory items managed on behalf of Government, these items have been separately disclosed in Note 27 Schedule of Administered Territory Items.

(e) Comparatives

Where necessary, comparative information for the 2017-18 financial year has been reclassified to provide consistency with current year disclosures.

(f) Presentation and Rounding of Amounts

Amounts in the financial statements and notes to the financial statements are presented in Australian dollars and have been rounded to the nearest thousand dollars, with amounts less than \$500 being rounded down to zero. Figures in the financial statements and notes may not equate due to rounding.

(g) Changes in Accounting Policies

There have been no changes to accounting policies adopted in 2018-19 as a result of management decisions.

(h) Accounting Judgements and Estimates

The preparation of the financial report requires the making of judgements and estimates that affect the recognised amounts of assets, liabilities, revenues and expenses and the disclosure of contingent liabilities. The estimates and associated assumptions are based on historical experience and various other factors that are believed to be reasonable under the circumstances, the results of which form the basis of making the judgements about the carrying values of assets and liabilities that are not readily apparent from other sources. Actual results may differ from these estimates.

The estimates and underlying assumptions are reviewed on an ongoing basis. Revisions to accounting estimates are recognised in the period in which the estimate is revised if the revision affects only that period, or in the period of the revision and future periods if the revision affects both current and future periods.

Judgements and estimates that have significant effects on the financial statements are disclosed in the relevant notes to the financial statements.

(i) Goods and Services Tax

Income, expenses and assets are recognised net of the amount of Goods and Services Tax (GST), except where the amount of GST incurred on a purchase of goods and services is not recoverable from the Australian Tax Office (ATO). In these circumstances the GST is recognised as part of the cost of acquisition of the asset or as part of the expense.

Receivables and payables are stated with the amount of GST included. The net amount of GST recoverable from, or payable to, the ATO is included as part of receivables or payables in the Balance Sheet.

Cash flows are included in the Cash Flow Statement on a gross basis. The GST components of cash flows arising from investing and financing activities, which are recoverable from, or payable to, the ATO are classified as operating cash flows. Commitments and contingencies are disclosed net of the amount of GST recoverable or payable unless otherwise specified.

(j) Contributions by and Distributions to Government

The Department may receive contributions from Government where the Government is acting as owner of the Department. Conversely, the Department may make distributions to Government. In accordance with the *Financial Management Act 1995* and Treasurer's Directions, certain types of contributions and distributions, including those relating to administrative restructures, have been designated as contributions by, and distributions to, Government.

These designated contributions and distributions are treated by the Department as adjustments to equity.

The statement of changes in equity provides additional information in relation to contributions by, and distributions to, Government.

(k) Prepayments

Prepayments represent payments in advance of receipt of goods and services or that part of expenditure made in one accounting period covering a term extending beyond that period.

3. COMPREHENSIVE OPERATING STATEMENT BY OUTPUT

	Tourism, Sport and Culture		Commercial Organisations		Corporate and Governance		Shared Services Received		Total	
	2019 \$'000	2018 \$'000	2019 \$'000	2018 \$'000	2019 \$'000	2018 \$'000	2019 \$'000	2018 \$'000	2019 \$'000	2018 \$'000
Income										
Grants and subsidies revenue										
Current	203	585	-	-	-	-	-	-	203	585
Appropriation										
Output	184 018	219 898	58 313	36 766	7 213	6 251	-	-	249 544	262 915
Commonwealth	-	775	-	-	-	-	-	-	-	775
Sales of goods and services	4 374	3 984	6 105	3 447	313	290	-	-	10 792	7 721
Goods and services received free of charge ⁽¹⁾	754	329	-	-	-	-	9 061	8 461	9 815	8 790
Foreign exchange gains	6	-	-	-	-	-	-	-	6	-
Other income	1 561	1 566	-	-	7	2	-	-	1 568	1 568
Total Income	190 916	227 137	64 418	40 213	7 533	6 543	9 061	8 461	271 928	282 354
Expenses										
Employee expenses	44 528	44 228	5 567	3 202	6 456	5 515	-	-	56 551	52 945
Administrative expenses										
Purchases of goods and services	54 081	52 633	533	245	810	969	-	-	55 424	53 847
Repairs and maintenance	11 478	18 332	-	-	10	-	-	-	11 488	18 332
Depreciation and amortisation	16 943	15 650	-	-	15	7	-	-	16 958	15 657
Other administrative expenses ⁽¹⁾	868	417	5	-	-	-	9 061	8 461	9 934	8 878
Grants and subsidies expenses										
Current	57 801	60 764	55 717	34 773	-	-	-	-	113 518	95 537
Capital	16 883	39 040	2 520	2 240	-	-	-	-	19 403	41 280
Community service obligations	7 913	9 174	-	-	-	-	-	-	7 913	9 174
Loss on disposal of assets	188	5	-	-	-	-	-	-	188	5
Foreign exchange losses	-	7	-	-	-	-	-	-	-	7
Total Expenses	210 683	240 250	64 342	40 460	7 291	6 491	9 061	8 461	291 377	295 662
Net Surplus/(Deficit)	(19 767)	(13 113)	76	(247)	242	52	-	-	(19 449)	(13 308)
Other Comprehensive Income										
Changes in asset revaluation surplus	(12 580)	3 215	-	-	-	-	-	-	(12 580)	3 215
Total Other Comprehensive Income	(12 580)	3 215	-	-	-	-	-	-	(12 580)	3 215
Comprehensive Result	(32 347)	(9 898)	76	(247)	242	52	-	-	(32 029)	(10 093)

⁽¹⁾ Includes DCIS services received free of charge.

Income

Income encompasses both revenue and gains.

Income is recognised at the fair value of the consideration received, exclusive of the amount of GST. Exchanges of goods or services of the same nature and value without any cash consideration being exchanged are not recognised as income.

Grants and Other Contributions

Grants, donations, subsidies, gifts and other non-reciprocal contributions are recognised as income when the entity obtains control over the assets comprising the contributions. Control is normally obtained upon receipt.

Contributions are recognised at their fair value.

Contributions of services are only recognised when a fair value can be reliably determined and the services would be purchased if not donated.

Appropriation

Output appropriation is the operating payment to each Department for the outputs they provide and is calculated as the net cost of Department outputs after taking into account funding from Department income. It does not include any allowance for major non-cash costs such as depreciation.

Commonwealth appropriation follows from the Intergovernmental agreement on federal financial relations, resulting in Special Purpose Payments (SPPs) and National Partnership (NP) payments being made by the Commonwealth Treasury to state treasuries, in a manner similar to arrangements for GST payments. These payments are received by the Department of Treasury and Finance on behalf of the Central Holding Authority and then passed on to the relevant departments as Commonwealth appropriation.

Revenue in respect of appropriations is recognised in the period in which the Department gains control of the funds.

Sale of Goods

Revenue from the sale of goods is recognised (net of returns, discounts and allowances) when:

- the significant risks and rewards of ownership of the goods have transferred to the buyer;
- the entity retains neither continuing managerial involvement to the degree usually associated with ownership nor effective control over the goods sold;
- the amount of revenue can be reliably measured;
- it is probable that the economic benefits associated with the transaction will flow to the Department; and
- the costs incurred or to be incurred in respect of the transaction can be measured reliably.

Rendering of Services

Revenue from rendering of services is recognised by reference to the stage of completion of the contract. The revenue is recognised when:

- the amount of revenue, stage of completion and transaction costs incurred can be reliably measured; and
- it is probable that the economic benefits associated with the transaction will flow to the entity.

Goods and Services Received Free of Charge

Goods and services received free of charge are recognised as revenue when a fair value can be reliably determined and the resource would have been purchased if it had not been donated. Use of the resource is recognised as an expense.

4. GOODS AND SERVICES RECEIVED FREE OF CHARGE

	2019 \$'000	2018 \$'000
Corporate and information services	9 061	8 461
Other agency arrangements	754	329
Total Goods and Services Received Free of Charge	9 815	8 790

5. PURCHASES OF GOODS AND SERVICES

The net (deficit) has been arrived at after charging for expenses including:

Goods and Services Expenses

	2019 \$'000	2018 \$'000
Expense type		
Consultants ⁽¹⁾	1 850	940
Advertising ⁽²⁾	10 335	12 100
Marketing and promotion ^{(3) (6)}	14 122	12 063
Document production	96	151
Legal expenses ⁽⁴⁾	261	325
Recruitment ⁽⁵⁾	174	248
Training and study	387	459
Official duty fares	608	664
Travelling allowance	350	372
Other	27 241	26 525
Total Purchases of Goods and Services	55 424	53 847

⁽¹⁾ Includes marketing, promotion and IT consultants.

⁽²⁾ Does not include recruitment advertising.

⁽³⁾ Excludes advertising for marketing and promotion which is incorporated under advertising and excludes marketing and promotion consultants' expenses, which are incorporated in the consultants' category.

⁽⁴⁾ Includes legal fees, claim and settlement costs

⁽⁵⁾ Includes recruitment-related advertising costs

⁽⁶⁾ Excludes contributions paid under cooperative marketing agreements (CMAs) that are included in grant expenses. 2018-19 \$9.9 million, 2017-18 \$8.3 million.

Repairs and Maintenance Expenses

Funding is received for repairs and maintenance works associated with Department assets as part of output appropriation. Costs associated with repairs and maintenance works on Department assets are expensed as incurred.

Non-cash repairs and maintenance costs relate to completed assets which do not meet the capitalisation criteria, including assets under \$10,000 and assets not owned by the Department.

6. LOSS ON DISPOSAL OF ASSETS

	2019 \$'000	2018 \$'000
Net proceeds from the disposal of non-current assets	8	20
Less: Carrying value of non-current assets sold	(185)	(28)
Less: Carrying value of non-current assets gifted	(11)	-
Loss on the Disposal of Non-Current Assets	(188)	(8)
Proceeds from sale of minor assets	-	3
Total Loss on Disposal of Assets	(188)	(5)

7. WRITE-OFFS, POSTPONEMENTS, WAIVERS, GIFTS AND EX GRATIA PAYMENTS

	2019		2018	
	\$'000	No. of Trans	\$'000	No. of Trans
Write-offs, Postponements and Waivers under the Financial Management Act				
Represented by:				
Amounts written off, postponed and waived by Delegates				
Irrecoverable amounts payable to the Territory or the Department written off	4	9	7	5
Losses or deficiencies of money written off	2	6	-	-
Public property written off	181	35	-	22
Total Written Off, Postponed and Waived by Delegates	187	50	7	27
Amounts written off, postponed and waived by the Treasurer				
Irrecoverable amounts payable to the Territory or the Department written off	10	1	342	10
Waiver or postponement of right to receive or recover money or property	-	-	42	1
Total Written Off, Postponed and Waived by the Treasurer	10	1	384	11
Gifts Under the Financial Management Act	11	3	-	1

8. CASH AND DEPOSITS

	2019 \$'000	2018 \$'000
Cash on hand	5	9
Cash at bank	10 146	10 582
Total Cash and Deposits	10 151	10 591

Cash and Deposits

For the purposes of the Balance Sheet and the Cash Flow Statement, cash includes cash on hand, cash at bank and cash equivalents. Cash equivalents are highly liquid short-term investments that are readily convertible to cash. Cash at bank includes monies held in Accountable Officer's Trust Account (AOTA) that are ultimately payable to the beneficial owner. Refer also to Note 26.

9. CASH FLOW RECONCILIATION

(a) Reconciliation of Cash

The total of Department 'cash and deposits' of \$10.1 million recorded in the Balance Sheet is consistent with that recorded as 'Cash' in the Cash Flow Statement.

Reconciliation of Net Deficit to Net Cash (Used In)/From Operating Activities

	2019 \$'000	2018 \$'000
Net Deficit	(19 449)	(13 308)
Adjusting Items:		
Depreciation and amortisation	16 958	15 657
Loss on sale of assets	188	5
Repairs and maintenance non cash	2 077	1 167
Foreign exchange (gain)/loss	(6)	7
Inventory write off	4	4
Assets received nil consideration	(513)	(627)
Changes in assets and liabilities:		
Decrease/(Increase) in receivables	645	(1 631)
Decrease in inventories	9	78
(Increase) in prepayments	(385)	(366)
Increase in deposits held	38	359
(Decrease)/Increase in payables	(2 943)	352
Increase in employment benefits	104	584
Increase in other provisions	3	102
(Decrease)/Increase in other liabilities	(107)	85
Net Cash (Used In)/From Operating Activities	(3 377)	2 468

(b) Reconciliation of liabilities arising from financing activities

There were no liabilities arising from financing activities in 2017-18 and 2018-19.

10. RECEIVABLES

	2019 \$'000	2018 \$'000
Current		
Accounts receivable	983	1 137
Less: Allowance for impairment losses	(195)	(96)
	788	1 041
GST receivables	2 107	2 493
Other receivables	441	447
Total Receivables	3 336	3 981

Receivables

Receivables include accounts receivable and other receivables and are recognised at fair value less any loss allowance.

The loss allowance reflects lifetime expected credit losses and represents the amount of receivables the Department estimates are likely to be uncollectible and are considered doubtful.

Accounts receivable are generally settled within 30 days.

Credit risk exposure of receivables

Receivables are monitored on an ongoing basis to ensure that exposure to bad debts is not significant. The entity applies the AASB 9 simplified approach to measuring expected credit losses. This approach recognises a loss allowance based on lifetime expected credit losses for all accounts receivables. To measure expected credit losses, receivables have been grouped based on shared risk characteristics and days past due.

The expected loss rates are based on historical observed loss rates, adjusted to reflect current and forward-looking information.

In accordance with the provisions of the FMA, receivables are written-off when there is no reasonable expectation of recovery. Indicators that there is no reasonable expectation of recovery includes a failure to make contractual payments for a period greater than 90 days past due.

Credit risk for the comparative year is assessed under AASB 139 and is based on objective evidence of impairment.

The loss allowance for receivables as at the reporting date is disclosed below.

	2019				2018		
	Gross receivables \$'000	Loss rate %	Expected credit losses \$'000	Net receivables \$'000	Ageing of receivables \$'000	Impairment Allowance \$'000	Net receivables \$'000
Internal Receivables							
Not overdue	303	-	-	303	486	-	486
Overdue for less than 30 days	1	-	-	1	-	-	-
Overdue for 30 to 60 days	-	-	-	-	-	-	-
Overdue for more than 60 days	-	-	-	-	-	-	-
Total Internal Receivables	304	-	-	304	486	-	486
External Receivables							
Not overdue	422	0.5	2	420	419	-	419
Overdue for less than 30 days	26	3.9	1	25	12	-	12
Overdue for 30 to 60 days	7	14.3	1	6	115	-	115
Overdue for more than 60 days	224	85.3	191	33	105	96	9
Total External Receivables	679	28.7	195	484	651	96	555

Reconciliation of loss allowance for receivables

	2019 \$'000	2018 \$'000
Internal receivables		
Opening balances	-	-
Adjustment on adoption of AASB 9	-	-
Adjusted opening balance	-	-
Written off during the year	-	-
Increase/decrease in allowance recognised in profit or loss	-	-
Total Internal Receivables	-	-
External receivables		
Opening balances	96	361
Adjustment on adoption of AASB 9	-	-
Adjusted opening balance	96	361
Written off during the year	(14)	(349)
Increase/decrease in allowance recognised in profit or loss	113	84
Total External Receivables	195	96

11. INVENTORIES

	2019 \$'000	2018 \$'000
General Inventories		
At cost	242	255
Total Inventories	242	255

Inventories

Inventories include assets held either for sale (general inventories) or for distribution at no or nominal consideration in the ordinary course of business operations.

General inventories are valued at the lower of cost and net realisable value, while those held for distribution are carried at the lower of cost and current replacement cost. Cost of inventories includes all costs associated with bringing the inventories to their present location and condition. When inventories are acquired at no or nominal consideration, the cost will be the current replacement cost at date of acquisition.

The cost of inventories are assigned using a mixture of first in, first out or weighted average cost formula or using specific identification of their individual costs.

Inventory held for distribution is regularly assessed for obsolescence and loss.

12. PROPERTY, PLANT AND EQUIPMENT

	2019 \$'000	2018 \$'000
Land		
At Fair Value	187 360	200 660
	187 360	200 660
Buildings		
Buildings		
At Fair Value	428 351	400 638
Less: Accumulated Depreciation	(231 953)	(226 428)
	196 398	174 210
Infrastructure		
Infrastructure		
At Fair Value	207 683	187 880
Less: Accumulated Depreciation	(103 271)	(96 170)
	104 412	91 710
Construction (work in progress)		
Plant and Equipment		
At Capitalised Cost	255	1 075
	255	1 075
Plant and Equipment		
Plant and Equipment		
At Cost	6 656	4 196
Less: Accumulated Depreciation	(2 612)	(2 306)
	4 044	1 890
Transport Equipment		
Transport Equipment		
At Cost	1 492	1 358
Less: Accumulated Depreciation	(1 066)	(983)
	426	375
Computer Hardware		
Computer Hardware		
At Cost	143	126
Less: Accumulated Depreciation	(78)	(47)
	65	79
Total Property, Plant and Equipment	492 960	469 999

Property, Plant and Equipment Reconciliations

A reconciliation of the carrying amount of property, plant and equipment at the beginning and end of 2018-19 and 2017-18 is set out below:

2018-19	Land \$'000	Buildings \$'000	Infrastructure \$'000	Construction (work in progress) \$'000	Plant and Equipment \$'000	Transport Equipment \$'000	Computer Hardware \$'000	Total \$'000
Carrying Amount as at 1 July 2018	200 660	174 210	91 710	1 075	1 890	375	79	469 999
Additions	-	-	14	-	119	132	17	282
Disposals	-	(36)	(153)	-	(4)	(3)	-	(196)
Assets reclassified to repairs & maintenance	-	-	-	(898)	-	-	-	(898)
Depreciation	-	(9 017)	(7 256)	-	(571)	(78)	(31)	(16 953)
Additions from asset transfers	-	31 409	20 097	78	2 610	-	-	54 194
Disposals from asset transfers	(720)	(168)	-	-	-	-	-	(888)
Revaluation Decrement	(12 580)	-	-	-	-	-	-	(12 580)
Carrying Amount as at 30 June 2019	187 360	196 398	104 412	255	4 044	426	65	492 960

2017-18	Land \$'000	Buildings \$'000	Infrastructure \$'000	Construction (work in progress) \$'000	Plant and Equipment \$'000	Transport Equipment \$'000	Computer Hardware \$'000	Total \$'000
Carrying Amount as at 1 July 2017	197 445	172 542	95 624	-	1 582	402	85	467 680
Additions	-	-	-	-	380	85	18	483
Disposals	-	-	(1)	-	-	(27)	-	(28)
Depreciation	-	(8 136)	(7 069)	-	(328)	(85)	(24)	(15 642)
Additions from asset transfers	3 215	9 804	3 156	1 075	256	-	-	17 506
Carrying Amount as at 30 June 2018	200 660	174 210	91 710	1 075	1 890	375	79	469 999

Acquisitions

All items of property, plant and equipment with a cost, or other value, equal to or greater than \$10 000 are recognised in the year of acquisition and depreciated as outlined below. Items of property, plant and equipment below the \$10 000 threshold are expensed in the year of acquisition.

The construction cost of property, plant and equipment includes the cost of materials and direct labour, and an appropriate proportion of fixed and variable overheads.

Complex Assets

Major items of plant and equipment comprising a number of components that have different useful lives, are accounted for as separate assets. The components may be replaced during the useful life of the complex asset.

Subsequent Additional Costs

Costs incurred on property, plant and equipment subsequent to initial acquisition are capitalised when it is probable that future economic benefits in excess of the originally assessed performance of the asset will flow to the Department in future years. Where these costs represent separate components of a complex asset, they are accounted for as separate assets and are separately depreciated over their expected useful lives.

Construction (Work in Progress)

As part of the Financial Management Framework, the Department of Infrastructure, Planning and Logistics is responsible for managing general government capital works projects on a whole of government basis. Therefore appropriation for all Department capital works is provided directly to the Department of Infrastructure, Planning and Logistics and the cost of construction work in progress is recognised as an asset of that Department. Once completed, capital works assets are transferred to the Department.

Revaluations and Impairment

Revaluation of Assets

Subsequent to initial recognition, assets belonging to the following classes of non-current assets are revalued with sufficient regularity to ensure that the carrying amount of these assets does not differ materially from their fair value at reporting date:

- land;
- buildings;
- infrastructure assets; and
- heritage and cultural assets.

Plant and equipment are stated at historical cost less depreciation, which is deemed to equate to fair value.

The latest revaluations of land, buildings and infrastructure assets were independently conducted as at 30 June 2015 by Colliers International. Refer to Note 21 Fair Value Measurement for additional disclosures.

The latest valuation of heritage and cultural assets is currently in progress and expected to be finalised in 2019-20. The Australian Valuation Office completed a valuation of the collections held at the Museum and Art Gallery of the Northern Territory in June 2012.

The unique nature of some of the heritage and cultural assets may preclude reliable measurement. Such assets have not been recognised in the financial statements.

Impairment of Assets

An asset is said to be impaired when the asset's carrying amount exceeds its recoverable amount.

Non-current physical and intangible Department assets are assessed for indicators of impairment on an annual basis or whenever there is indication of impairment. If an indicator of impairment exists, the Department determines the asset's recoverable amount. The asset's recoverable amount is determined as the higher of the asset's current replacement cost and fair value less costs to sell. Any amount by which the asset's carrying amount exceeds the recoverable amount is recorded as an impairment loss.

Impairment losses are recognised in the comprehensive operating statement. They are disclosed as an expense unless the asset is carried at a re-valued amount. Where the asset is measured at a re-valued amount, the impairment loss is offset against the asset revaluation surplus for that class of asset to the extent that an available balance exists in the asset revaluation surplus.

In certain situations, an impairment loss may subsequently be reversed. Where an impairment loss is subsequently reversed, the carrying amount of the asset is increased to the revised estimate of its recoverable amount. A reversal of an impairment loss is recognised in the comprehensive operating statement as income, unless the asset is carried at a revalued amount, in which case the impairment reversal results in an increase in the asset revaluation surplus. Note 20 provides additional information in relation to the Asset Revaluation Surplus.

Department property, plant and equipment assets were assessed for impairment as at 30 June 2019.

No impairment adjustments were required as a result of this review.

Depreciation and Amortisation

Items of property, plant and equipment, including buildings but excluding land, have limited useful lives and are depreciated or amortised using the straight-line method over their estimated useful lives.

Amortisation applies in relation to intangible non-current assets with limited useful lives and is calculated and accounted for in a similar manner to depreciation.

The Treasurer's Directions provide guidance for the estimated useful lives for each class of assets as follows, and allow the Department to make other estimates as necessary:

	2019 Years	2018 Years
Buildings	10 - 50	10 - 50
Infrastructure Assets	8 - Infinite	8 - Infinite
Plant and Equipment	1 - 20	1 - 20
Transport Equipment	10	10
Computer Hardware	3 - 6	3 - 6
Computer Software	2 - 10	2 - 10

Assets are depreciated or amortised from the date of acquisition or from the time an asset is completed and held ready for use. Assets may be constructed internally, acquired assets may have modifications and accessories installed, and equipment may be calibrated and tested, affecting the date the asset is held ready for use.

Disposal of Assets

A gain or loss on disposal of assets is included as a gain or loss on the date control of the asset passes to the buyer, usually when an unconditional contract of sale is signed. The gain or loss on disposal is calculated as the difference between the carrying amount of the asset at the time of disposal and the net proceeds on disposal. Refer also to Note 6.

13. INTANGIBLES

	2019 \$'000	2018 \$'000
Carrying Amounts		
Intangibles with a Finite Useful Life		
Computer Software		
At Cost	972	972
Less: Accumulated Amortisation	(959)	(954)
Written Down Value - 30 June	13	18

Impairment of Intangibles

Department intangible assets were assessed for impairment as at 30 June 2019. No impairment adjustments were required as a result of this review.

	2019 \$'000	2018 \$'000
Reconciliation of Movements		
Intangibles with a Finite Useful Life		
Carrying Amount at 1 July	18	33
Depreciation and amortisation	(5)	(15)
Carrying Amount as at 30 June	13	18

14. HERITAGE AND CULTURAL ASSETS

	2019 \$'000	2018 \$'000
Carrying Amount		
A valuation	120 469	119 956
Less: Accumulated amortisation	-	-
Written Down Value - 30 June	120 469	119 956

Heritage and Cultural Assets Valuation

A valuation is currently in progress and is expected to be finalised in 2019-20. The latest revaluation was undertaken by the Australian Valuation Office in June 2012. Refer to Note 21 Fair Value Measurement for additional disclosures.

Impairment of Heritage and Cultural Assets

Department intangible assets were assessed for impairment as at 30 June 2019. No impairment adjustments were required as a result of this review.

	2019 \$'000	2018 \$'000
Reconciliation of Movements		
Carrying Amount at 1 July	119 956	119 329
Additions from administrative restructuring	-	-
Additions for nil consideration	513	627
Assets gifted under the Financial Management Act	-	-
Depreciation and amortisation	-	-
Carrying Amount as at 30 June	120 469	119 956

Leased Assets

Leases under which the Department assumes substantially all the risks and rewards of ownership of an asset are classified as finance leases. Other leases are classified as operating leases. The Department does not have any assets under a finance lease.

Operating Leases

Operating lease payments made at regular intervals throughout the term are expensed when the payments are due, except where an alternative basis is more representative of the pattern of benefits to be derived from the leased property. Lease incentives under an operating lease of a building or office space is recognised as an integral part of the consideration for the use of the leased asset. Lease incentives are to be recognised as a deduction of the lease expenses over the term of the lease.

15. DEPOSITS HELD

	2019 \$'000	2018 \$'000
Deposits held – Gift fund accounts, Accountable Officers Trust Account and clearing accounts	1 187	1 149
Total Deposits Held	1 187	1 149

16. PAYABLES

	2019 \$'000	2018 \$'000
Accounts payable	818	1 915
Accrued expenses	1 270	3 116
Total Payables	2 088	5 031

Payables

Liabilities for accounts payable and other amounts payable are carried at cost which is the fair value of the consideration to be paid in the future for goods and services received, whether or not billed to the Department. Accounts payable are normally settled within 30 days.

17. PROVISIONS

	2019 \$'000	2018 \$'000
Current		
Employee Benefits		
Recreation leave	5 693	5 621
Leave loading	837	800
Other employee benefits	41	46
Other Current Provisions		
Other provisions (fringe benefits, payroll tax, superannuation and other)	906	903
Total Provisions	7 477	7 370

The Department had 526 employees as at June 30, 2019 (549 employees as at 30 June 2018).

Employee Benefits

Provision is made for employee benefits accumulated as a result of employees rendering services up to the reporting date. These benefits include wages and salaries and recreation leave. Liabilities arising in respect of wages and salaries, recreation leave and other employee benefit liabilities that fall due within twelve months of reporting date are classified as current liabilities and are measured at amounts expected to be paid. Non-current employee benefit liabilities that fall due after twelve months of the reporting date are measured at present value, calculated using the government long-term bond rate.

No provision is made for sick leave, which is non-vesting, as the anticipated pattern of future sick leave to be taken is less than the entitlement accruing in each reporting period.

Employee benefit expenses are recognised on a net basis in respect of the following categories:

- wages and salaries, non-monetary benefits, recreation leave, sick leave and other leave entitlements; and
- other types of employee benefits.

As part of the Financial Management Framework, the Central Holding Authority assumes the long service leave liabilities of government departments including the Department, and as such no long service leave liability is recognised in the Department's financial statements.

Superannuation

Employees' superannuation entitlements are provided through the:

- Northern Territory Government and Public Authorities Superannuation Scheme (NTGPASS);
- Commonwealth Superannuation Scheme (CSS); or
- non-government employee nominated schemes for those employees commencing on or after 10 August 1999.

The Department makes superannuation contributions on behalf of its employees to the Central Holding Authority or non-government employee nominated schemes. Superannuation liabilities related to Government superannuation schemes are held by the Central Holding Authority and as such are not recognised in the Department's financial statements.

18. OTHER LIABILITIES

	2019 \$'000	2018 \$'000
Current		
Unearned revenue	62	141
Non-Current		
Unearned revenue	150	178
Total Other Liabilities	212	319

19. COMMITMENTS

Commitments are those contracted as at 30 June where the amount of the future commitment can be reliably measured.

	2019		2018	
	Internal NTG \$'000	External Non-NTG \$'000	Internal NTG \$'000	External Non-NTG \$'000
(i) Other Expenditure Commitments				
Other non-cancellable expenditure commitments not recognised as liabilities are payable as follows:				
Within one year	41 185	25 345	64 348	20 563
Later than one year and not later than five years	14 447	25 463	27 292	14 308
	55 632	50 808	91 640	34 871
(ii) Operating Lease Commitments				
The Department leases property under non-cancellable operating leases expiring from 1 to 10 years. Leases generally provide the Department with a right of renewal at which time all lease terms are renegotiated. The Department also leases items of plant and equipment under non-cancellable operating leases. Future operating lease commitments not recognised as liabilities are payable as follows:				
Within one year	1 700	1 760	1 954	1 752
Later than one year and not later than five years	2 705	8 662	2 980	6 812
Later than five years	131	112 285	260	89 581
	4 536	122 707	5 194	98 145

20. RESERVES

Asset Revaluation Surplus

The asset revaluation surplus includes the net revaluation increments and decrements arising from the revaluation of non-current assets. Impairment adjustments may also be recognised in the Asset Revaluation Surplus.

	Land		Buildings		Infrastructure		Cultural Assets		Total	
	2019 \$'000	2018 \$'000	2019 \$'000	2018 \$'000	2019 \$'000	2018 \$'000	2019 \$'000	2018 \$'000	2019 \$'000	2018 \$'000
Balance as at 1 July	168 030	164 815	40 584	40 584	2 660	2 660	119 369	119 369	330 643	327 428
Increment/ (Decrement)	(12 580)	3 215	-	-	-	-	-	-	(12 580)	3 215
Balance as at 30 June	155 450	168 030	40 584	40 584	2 660	2 660	119 369	119 369	318 063	330 643

21. FAIR VALUE MEASUREMENT

Fair value is the price that would be received to sell an asset or paid to transfer a liability in an orderly transaction between market participants at the measurement date.

Fair value measurement of a non-financial asset takes into account a market participant's ability to generate economic benefits by using the asset in its highest and best use or by selling it to another market participant that would use the asset in its highest and best use. The highest and best use takes into account the use of the asset that is physically possible, legally permissible and financially feasible.

When measuring fair value, the valuation techniques used maximise the use of relevant observable inputs and minimise the use of unobservable inputs. Unobservable inputs are used to the extent that sufficient relevant and reliable observable inputs are not available for similar assets / liabilities.

Observable inputs are publicly available data that are relevant to the characteristics of the assets / liabilities being valued. Observable inputs used by the Department include, but are not limited to, published sales data for land and general office buildings.

Unobservable inputs are data, assumptions and judgments that are not available publicly, but are relevant to the characteristics of the assets / liabilities being valued. Such inputs include internal Department adjustments to observable data to take account of particular and potentially unique characteristics / functionality of assets / liabilities and assessments of physical condition and remaining useful life.

All assets and liabilities for which fair value is measured or disclosed in the financial statements are categorised within the following fair value hierarchy based on the inputs used:

Level 1 – inputs are quoted prices in active markets for identical assets or liabilities;

Level 2 – inputs are inputs other than quoted prices included within Level 1 that are observable for the asset or liability, either directly or indirectly; and

Level 3 – inputs are unobservable.

The fair value of financial instruments is determined on the following basis:

- the fair value of cash, deposits, advances, receivables and payables approximates their carrying amount, which is also their amortised cost;
- the fair value of derivative financial instruments are derived using current market yields and exchange rates appropriate to the instrument; and
- the fair value of other monetary financial assets and liabilities is based on discounting to present value the expected future cash flows by applying current market interest rates for assets and liabilities with similar risk profiles.

(a) Fair Value Hierarchy

The Department does not recognise any financial assets or liabilities at fair value as these are recognised at amortised cost. The carrying amounts of these financial assets and liabilities approximates their fair value.

The table below presents non-financial assets recognised at fair value in the balance sheet categorised by levels of inputs used to compute fair value.

	Level 1		Level 2		Level 3		Total Fair Value	
	2019 \$'000	2018 \$'000	2019 \$'000	2018 \$'000	2019 \$'000	2018 \$'000	2019 \$'000	2018 \$'000
Land (Note 12)	-	-	187 360	200 660	-	-	187 360	200 660
Buildings (Note 12)	-	-	-	-	196 398	174 210	196 398	174 210
Infrastructure (Note 12)	-	-	-	-	104 412	91 710	104 412	91 710
Construction (Work in Progress) (Note 12)	-	-	-	-	255	1 075	255	1 075
Plant and Equipment (Note 12)	-	-	-	-	4 044	1 890	4 044	1 890
Transport Equipment (Note 12)	-	-	-	-	426	375	426	375
Computer Hardware (Note 12)	-	-	-	-	65	79	65	79
Intangibles (Note 13)	-	-	-	-	13	18	13	18
Heritage and Cultural Assets (Note 14)	-	-	-	-	120 469	119 956	120 469	119 956
Total Fair Value	-	-	187 360	200 660	426 082	389 313	613 442	589 973

There were no transfers between Level 1 and Levels 2 or 3 during 2018-19.

(b) Valuation Techniques and Inputs

Valuation techniques used to measure fair value in 2018-19 are:

Asset Classes	Level 2 Technique	Level 3 Technique
Land	Market	
Buildings		Cost
Infrastructure		Cost
Construction (Work in Progress)		Cost
Plant and Equipment		Cost
Transport Equipment		Cost
Computer Hardware		Cost
Intangibles		Cost
Heritage and Cultural Assets		Cost

There were no changes in valuation techniques from 2017-18 to 2018-19.

The Department's land, buildings, and infrastructure are revalued at least once every five years.

The Department's land, building and infrastructure are stated at their revalued amounts, being the fair value at the date of revaluation, less any subsequent accumulated depreciation and subsequent accumulated impairment losses, including any additions or modifications. The latest revaluation of these assets was performed by Colliers International as at 30 June 2015. The next revaluation will take place in 2019-20.

The Department did not have any non-financial assets valued using level 1.

Level 2 fair values of land were determined based on market evidence of sales price per square metre of comparable land.

Level 3 fair values predominantly relate to buildings and infrastructure and were determined by computing their depreciated replacement costs because an active market does not exist for such facilities due to their unique nature and potential inherent restrictions upon use. The depreciated replacement cost was based on a combination of internal records of the historical cost of the assets, adjusted for contemporary pricing and construction approaches, the remaining useful life of the assets, and current condition of the assets.

The Department's heritage and cultural assets are stated at their revalued amounts, being the fair value at the date of revaluation, less any subsequent accumulated depreciation and subsequent accumulated impairment losses. The latest revaluation of these assets was performed by the Australian Valuation Office in June 2012. The heritage and cultural collection is being revalued and is expected to be finalised in 2019-20.

The unique nature of some of the heritage and cultural assets may preclude reliable measurement, in particular culturally sensitive material which is secret or sacred to Aboriginal communities, and therefore have not been recognised in the financial statements. Level 3 fair value of the collections held at the Museum and Art Gallery of the Northern Territory were determined as follows:

- Regional Arts and Regional History – items in these collections are normally held for scientific interest for which no significant active market is evident. The cost of replacing this material however is considered significant, and therefore the replacement cost was the measurement of fair value for these items. If replacement is not possible, the replacement cost was applied to reflect the original cost of acquisition.
- Natural Science and Archaeology – generally, treaties and protocols prohibit the sale of specimens included in these collections and therefore an active market does not exist for such assets. Therefore, fair value of items is determined on the basis of replacing or recollecting the existing material. The cost of replacing this material would include an estimate of the cost of the fieldwork and preparation necessary to replace the collection material in its present condition.

(c) Additional Information for Level 3 Fair Value Measurements**(i) Reconciliation of Recurring Level 3 Fair Value Measurements**

2018-19	Buildings \$'000	Infrastructure \$'000	Construction (Work in Progress) \$'000	Plant and Equipment \$'000	Transport Equipment \$'000	Computer Hardware \$'000	Intangibles \$'000	Heritage and Cultural Assets \$'000
Fair value as at 1 July 2018	174 210	91 710	1 075	1 890	375	79	18	119 956
Additions	-	14	-	119	132	17	-	-
Disposals	(36)	(153)	-	(4)	(3)	-	-	-
Assets reclassified to repairs and maintenance	-	-	(898)	-	-	-	-	-
Additions for nil consideration	-	-	-	-	-	-	-	513
Additions from asset transfers	31 409	20 097	78	2 610	-	-	-	-
Disposals from asset transfers	(168)	-	-	-	-	-	-	-
Depreciation and amortisation	(9 017)	(7 256)	-	(571)	(78)	(31)	(5)	-
Fair Value as at 30 June 2019	196 398	104 412	255	4 044	426	65	13	120 469

2017-18	Buildings \$'000	Infrastructure \$'000	Construction (Work in Progress) \$'000	Plant and Equipment \$'000	Transport Equipment \$'000	Computer Hardware \$'000	Intangibles \$'000	Heritage and Cultural Assets \$'000
Fair value as at 1 July 2017	172 542	95 624	-	1 582	402	85	33	119 329
Additions	-	-	-	380	85	18	-	-
Disposals	-	(1)	-	-	(27)	-	-	-
Additions for nil consideration	-	-	-	-	-	-	-	627
Additions from asset transfers	9 804	3 156	1 075	256	-	-	-	-
Depreciation and amortisation	(8 136)	(7 069)	-	(328)	(85)	(24)	(15)	-
Fair Value as at 30 June 2018	174 210	91 710	1 075	1 890	375	79	18	119 956

(ii) Sensitivity analysis

Asset Classes	Sensitivity Analysis
Land, Buildings and Infrastructure	Unobservable inputs used in computing the fair value of these assets include the historical cost and the consumed economic benefit for each asset. Given the large number of assets, it is not practical to compute a relevant summary measure for the unobservable inputs. In respect of sensitivity of fair value to changes in input value, a higher historical cost results in a higher fair value and greater consumption of economic benefit lowers fair value.
Heritage and Cultural Assets	The key unobservable input used in computing the fair value of these assets is their 'contribution' to the purposes of the Department, but without regard to any intangible or non-monetary values that they may possess (scientific, cultural, historical, or sentimental values). Given the nature of the Department's heritage and cultural assets, it is not practical to compute a relevant summary measure for the unobservable inputs. In respect of sensitivity of fair value to changes in input value, a higher or lower replacement or recollection cost results in a higher or lower fair value respectively.

22. FINANCIAL INSTRUMENTS

A financial instrument is a contract that gives rise to a financial asset of one entity and a financial liability or equity instrument of another entity.

Financial instruments held by the Department include cash and deposits, receivables, payables and deposits held.

Due to the nature of operating activities, certain financial assets and financial liabilities arise under statutory obligations rather than a contract. Such financial assets and liabilities do not meet the definition of financial instruments as per AASB 132 Financial Instruments: Presentation. These include statutory receivables arising from taxes including GST and penalties.

The Department has limited exposure to financial risks as discussed below.

Exposure to interest rate risk, foreign exchange risk, credit risk, price risk and liquidity risk arise in the normal course of activities. The Department's investments, loans and placements, and borrowings are predominantly managed through the Northern Territory Treasury Corporation adopting strategies to minimise the risk. Derivative financial arrangements are also utilised to manage financial risks inherent in the management of these financial instruments. These arrangements include swaps, forward interest rate agreements and other hedging instruments to manage fluctuations in interest or exchange rates.

(a) Categories of Financial Instruments

The carrying amounts of the Department's financial assets and liabilities by category are disclosed in the table below:

2018-19 Categories of Financial Instruments

	Designated at Fair Value Through Profit or Loss \$'000	Amortised Cost \$'000	Total \$'000
Cash and deposits	10 151	-	10 151
Receivables ⁽¹⁾	-	788	788
Total Financial Assets	10 151	788	10 939
Deposits held	1 187	-	1 187
Payables ⁽¹⁾	818	-	818
Total Financial Liabilities	2 005	-	2 005

⁽¹⁾ The amount excludes amounts recoverable or payable to the ATO (statutory receivables/payables).

2017-18 Categories of Financial Instruments

	Designated at Fair Value Through Profit or Loss \$'000	Finance Assets – Loans and Receivables \$'000	Total \$'000
Cash and deposits	10 591	-	10 591
Receivables ⁽¹⁾	-	1 041	1 041
Total Financial Assets	10 591	1 041	11 632
Deposits held	1 149	-	1 149
Payables ⁽¹⁾	1 915	-	1 915
Total Financial Liabilities	3 064	-	3 064

⁽¹⁾ The amount excludes amounts recoverable or payable to the ATO (statutory receivables/payables).

Classification of Financial Instruments from 1 July 2018

From 1 July 2018, the Department classifies its financial assets in the following measurement categories:

- those to be measured subsequently at fair value (either through other comprehensive income (OCI) or through profit or loss); and
- those to be measured at amortised cost.

The classification depends on the Department's business model for managing the financial assets and the contractual terms of the cash flows.

For assets measured at fair value, gains and losses will either be recorded in profit or loss or OCI. For investments in equity instruments that are not held for trading, the Department has made an irrevocable election at the time of initial recognition to account for the equity investment at fair value through other comprehensive income (FVOCI).

At initial recognition, the Department measures a financial asset at its fair value plus, in the case of a financial asset not at fair value through profit or loss (FVTPL), transaction costs that are directly attributable to the acquisition of the financial asset. Transaction costs of financial assets carried at FVTPL are expensed in profit or loss.

Financial assets with embedded derivatives are considered in their entirety when determining whether their cash flows are solely payment of principal and interest.

Debt instruments

Subsequent measurement of debt instruments depends on the Department's business model for managing the asset and the cash flow characteristics of the asset. There are three measurement categories into which the Department classifies its debt instruments:

- **Amortised cost:** Assets that are held for collection of contractual cash flows where those cash flows represent solely payments of principal and interest are measured at amortised cost. Interest income from these financial assets is calculated using the effective interest rate method. Any gain or loss arising on derecognition is recognised directly in profit or loss and presented in other gains / (losses).

- **FVOCI:** Assets that are held for collection of contractual cash flows and for selling the financial assets, where the assets' cash flows represent solely payments of principal and interest, are measured at FVOCI. Movements in the carrying amount are taken through OCI, except for the recognition of impairment gains or losses and interest income which are recognised in profit or loss. When the financial asset is derecognised, the cumulative gain or loss previously recognised in OCI is reclassified from equity to profit or loss and recognised in other gains / (losses). Interest income from these financial assets is calculated using the effective interest rate method.
- **FVTPL:** Assets that do not meet the criteria for amortised cost or FVOCI are measured at FVTPL. A gain or loss on a debt investment that is subsequently measured at FVTPL is recognised in profit or loss and presented net within other gains / (losses) in the period in which it arises.

Classification of Financial Instruments until 30 June 2018

The Department has elected not to restate comparative information. As a result, the comparative information provided continues to be accounted for in accordance with AASB 139.

Financial assets are classified into the following categories:

- financial assets at fair value through profit or loss;
- held-to-maturity investments;
- loans and receivables; and
- available-for-sale financial assets.

Financial liabilities are classified into the following categories:

- financial liabilities at fair value through profit or loss (FVTPL); and
- financial liabilities at amortised cost.

Financial Assets or Financial Liabilities at Fair Value through Profit or Loss (FVTPL)

Financial instruments are classified as at FVTPL when the instrument is either held for trading or is designated as at FVTPL. Financial instruments classified as at FVTPL are initially and subsequently measured at fair value. Gains or losses on these assets are recognised in the net result for the year.

Loans and Receivables

Loans and receivables are non-derivative financial assets with fixed or determinable payments that are not quoted in an active market other than those held for trading and available for sale. Loans and receivables exclude statutory receivables. Loans and receivables are measured initially at fair value and subsequently at amortised cost using the effective interest rate method less impairment.

Financial Liabilities at Amortised Cost

Financial liabilities measured at amortised cost include all advances received, finance lease liabilities and borrowings. Amortised cost is calculated using the effective interest method.

(b) Credit Risk

The Department has limited credit risk exposure (risk of default). In respect of any dealings with organisations external to government, the Department has adopted a policy of only dealing with credit worthy organisations and obtaining sufficient collateral or other security where appropriate, as a means of mitigating the risk of financial loss from defaults.

The carrying amount of financial assets recorded in the financial statements, net of any allowances for losses, represents the Department's maximum exposure to credit risk without taking account of the value of any collateral or other security obtained.

Credit risk relating to receivables is disclosed in note 10.

(c) Liquidity Risk

Liquidity risk is the risk that the Department will not be able to meet its financial obligations as they fall due. The Department's approach to managing liquidity is to ensure that it will always have sufficient funds to meet its liabilities when they fall due. This is achieved by ensuring that minimum levels of cash are held in the Department's bank account to meet various current employee and supplier liabilities. The Department's exposure to liquidity risk is minimal. Cash injections are available from the Central Holding Authority in the event that one-off extraordinary expenditure items arise that deplete cash to levels that compromise the Department's ability to meet its financial obligations.

The Department's liquidity risk includes credit cards which are managed with tight controls and low limits. Credit card use and limits are reviewed regularly.

The following tables detail the Department's remaining contractual maturity for its financial liabilities calculated on undiscounted cash flows at reporting date. The undiscounted cash flows in these tables differ from the amounts included in the balance sheet which are based on discounted cash flows.

Maturity Analysis for Financial Liabilities

2018-19	Carrying Amount \$'000	Less than 1 year \$'000	1 to 5 years \$'000	Total \$'000
Liabilities				
Deposits held	1 187	1 187	-	1 187
Payables ⁽¹⁾	818	818	-	818
Total Financial Liabilities	2 005	2 005	-	2 005

2017-18	Carrying Amount \$'000	Less than 1 year \$'000	1 to 5 years \$'000	Total \$'000
Liabilities				
Deposits held	1 149	1 149	-	1 149
Payables ⁽¹⁾	1 915	1 915	-	1 915
Total Financial Liabilities	3 064	3 064	-	3 064

⁽¹⁾ The amount excludes amounts recoverable or payable to the ATO (statutory receivables/payables).

(d) Market Risk

Market risk is the risk that the fair value of future cash flows of a financial instrument will fluctuate because of changes in market prices. It comprises interest rate risk, price risk and currency risk.

(i) Interest Rate Risk

The Department has no exposure to interest rate risk as all financial assets and financial liabilities, with the exception of the Gift Funds held are non-interest bearing. Interest earned on the Gift Funds is accounted for as both an asset and a liability, therefore changes to the variable rates of 100 basis points (1%) at reporting date would have had no effect on the Department's profit or loss and equity.

(ii) Price Risk

The Department is not exposed to price risk as it does not hold units in unit trusts.

(iii) Currency Risk

The Department has some exposure to currency risk as a result of transactional currency held for international operations. Foreign currency held is revalued on a monthly basis using closing monthly Reserve Bank of Australia rates. The Department does not hold borrowings denominated in foreign currencies.

23. RELATED PARTIES**(i) Related Parties**

The Department is a government administrative entity and is wholly owned and controlled by the Northern Territory Government. Related parties of the Department include:

- the Portfolio Minister and key management personnel (KMP) because they have authority and responsibility for planning, directing and controlling the activities of the entity directly; and
- spouses, children and dependants who are close family members of the Portfolio Minister or KMP; and
- all public sector entities that are controlled and consolidated into the whole of government financial statements; and
- any entities controlled or jointly controlled by KMP's or the Portfolio Minister or controlled or jointly controlled by their close family members.

(ii) Key Management Personnel (KMP)

Key management personnel of the Department are those persons having authority and responsibility for planning, directing and controlling the activities of the Department. These include the Minister for Tourism, Sport and Culture, the Chief Executive Officer, members of the Governance Board of the Department and the members of the Tourism NT Board as listed in the annual report.

(iii) Remuneration of Key Management Personnel

The details below excludes the salaries and other benefits of Minister for Tourism, Sport and Culture as the Minister's remunerations and allowances are payable by the Department of the Legislative Assembly and consequently disclosed within the Treasurer's Annual Financial Statements.

The aggregate compensation of key management personnel of Department is set out below:

	2019 \$'000	2018 \$'000
Short-term employee benefits	2 420	1 707
Long-term benefits	-	-
Post-employment benefits	221	169
Termination benefits	-	483
Total	2 641	2 359

(iv) Related Party Transactions**Transactions with Northern Territory Government Controlled Entities**

The Department's ongoing source of funding is received from the Central Holding Authority in the form of output and capital appropriation and on-passed Commonwealth national partnership and specific purpose payments.

The following table provides quantitative information about related party transactions entered into during the year with all other Northern Territory Government controlled entities.

	Revenue from Related Parties \$'000	Payments to Related Parties \$'000	Amounts Owed by Related Parties \$'000	Amounts Owed to Related Parties \$'000
2018-19				
Related Party				
All NTG Government departments	6 851	86 843	305	883
Associates	-	-	-	-
Subsidiaries	-	-	-	-

	Revenue from Related Parties \$'000	Payments to Related Parties \$'000	Amounts Owed by Related Parties \$'000	Amounts Owed to Related Parties \$'000
2017-18				
Related Party				
All NTG Government departments	4 338	66 902	504	708
Associates	-	-	-	-
Subsidiaries	-	-	-	-

Significant transactions with other government entities are made up of the following; \$37.8 million to Northern Territory Major Events Corporation, \$20.4 million to Darwin Waterfront Corporation, \$7.9 million to Territory Wildlife Parks and \$8.6 million to Museum and Galleries of the Northern Territory.

Other related party transactions are as follows:

Given the breadth and depth of the Government activities, related parties will transact with the Northern Territory Public Sector in a manner consistent with other members of the public including paying stamp duty and other government fees and charges and therefore these transactions have not been disclosed. All other related party transactions in excess of \$10 000 have been provided in the tables below.

	Transaction Value for Year Ended 30 June 2019 \$'000	Net Receivable/ (Payable) as at 30 June 2019	Commitments as at 30 June 2019
2018-19			
Transaction Type			
Sale of goods	-	-	-
Purchase of goods	1	-	-
Grants	29	-	-
Services received	504	9	-

The amounts outstanding are unsecured and will be settled in cash. No guarantees have been given or received. No expense has been recognised in the current year for bad or doubtful debts in respect of the amounts owed by related parties.

	Transaction Value for Year Ended 30 June 2018 \$'000	Net Receivable/ (Payable) as at 30 June 2018	Commitments as at 30 June 2018
2017-18			
Transaction Type			
Sale of goods	-	-	-
Purchase of goods	-	-	-
Services received	44	-	-

24. CONTINGENT LIABILITIES AND CONTINGENT ASSETS

(a) Contingent Liabilities

The Department had no contingent liabilities as at 30 June 2019 and 30 June 2018.

(b) Contingent Assets

The Department had no contingent assets as at 30 June 2019 and 30 June 2018.

25. EVENTS SUBSEQUENT TO BALANCE SHEET DATE

No events have arisen between the end of the financial year and the date of this report that require adjustment to, or disclosure in, these financial statements.

26. ACCOUNTABLE OFFICER'S TRUST ACCOUNT

In accordance with section 7 of the *Financial Management Act 1995*, an Accountable Officer's Trust Account has been established for the receipt of money to be held in trust.

A summary of activity is shown below:

Nature of Trust Money	Opening Balance 1 July 2018 \$'000	Receipts \$'000	Payments \$'000	Closing Balance 30 June 2019 \$'000
Security deposits	121	21	(5)	137
Other Money	160	1 415	(1 326)	249
	281	1 436	(1 331)	386

27. SCHEDULE OF ADMINISTERED TERRITORY ITEMS

The following Territory items are managed by the Department of Tourism, Sport and Culture on behalf of the Government and are recorded in the Central Holding Authority (refer Note 2 (d)):

	2019 \$'000	2018 \$'000
TERRITORY INCOME AND EXPENSES		
Income		
Royalties and rents	41	38
Grants and Subsidies	5 600	
Total Income	5 641	38
Expenses		
Central Holding Authority income transferred	5 641	38
Total Expenses	5 641	38
Territory Income Less Expenses	-	-
TERRITORY ASSETS AND LIABILITIES		
Assets		
Royalties and rents receivable	2	2
Total Assets	2	2
Liabilities		
Central Holding Authority income payable	2	2
Total Liabilities	2	2
Net Assets	-	-

Administered Income

The Department collects royalties on behalf of the Territory. The Department does not gain control over assets arising from these collections, consequently no income is recognised in the Department's financial statements.

28. BUDGETARY INFORMATION

COMPREHENSIVE OPERATING STATEMENT	2018-19 Actual \$'000	2018-19 Original Budget \$'000	Variance \$'000	Note
Income				
Grants and subsidies revenue				
Current	203	411	(208)	
Appropriation				
Output	249 544	246 451	3 093	1
Sales of goods and services	10 792	6 742	4 050	2
Goods and services received free of charge	9 815	8 509	1 306	3
Foreign exchange gains	6	-	6	
Other income	1 568	80	1 488	4
Total Income	271 928	262 193	9 735	
Expenses				
Employee expenses	56 551	54 812	1 739	2
Administrative expenses				
Purchases of goods and services	55 424	67 536	(12 112)	5
Repairs and maintenance	11 488	10 040	1 448	6
Depreciation and amortisation	16 958	15 819	1 139	7
Other administrative expenses	9 934	8 509	1 425	3
Grants and subsidies expenses				
Current	113 518	100 331	13 187	5
Capital	19 403	13 221	6 182	8
Community service obligations	7 913	7 744	169	
Loss on disposal of assets	188	-	188	
Total Expenses	291 377	278 012	13 365	
Net Deficit	(19 449)	(15 819)	(3 630)	
Other Comprehensive Income				
Changes in asset revaluation surplus	(12 580)	-	(12 580)	9
Total Other Comprehensive Income	(12 580)	-	(12 580)	
Comprehensive Result	(32 029)	(15 819)	(16 210)	

Notes

The following note descriptions relate to variances greater than \$0.5 million:

1. Funding for Bruce Munro: Tropical Light exhibition.
2. Predominately relates to recovery of employee expenses for staff seconded to NTMEC.
3. Increase of notional income with matching increase in costs.
4. Assets acquired by Museum and Art Gallery of the Northern Territory (MAGNT) for the Department's cultural collection \$0.5 million, and return of unspent grants from prior years returned \$0.8 million.
5. Reclassification of co-operative marketing expenses as grants and category of cost transfers to align with Department operations.
6. Non-cash write off relating to new assets belonging to third parties and assets that do not meet capitalisation criteria.
7. Adjustment based on an increase in asset base.
8. One off capital grants for sporting and arts infrastructure
9. Transfer of revalued land to Department of Infrastructure, Planning and Logistics.

	2018-19 Actual \$'000	2018-19 Original Budget \$'000	Variance \$'000	Note
BALANCE SHEET				
Assets				
Current assets				
Cash and deposits	10 151	7 312	2 839	1
Receivables	3 336	2 348	988	2
Inventories	242	337	(95)	
Prepayments	1 612	863	749	3
Total Current Assets	15 341	10 860	4 481	
Non-Current Assets				
Property, plant and equipment	492 960	480 642	12 318	4
Intangible assets	13	18	(5)	
Heritage & cultural assets	120 469	119 329	1 140	5
Total Non-Current Assets	613 442	599 989	13 453	
Total Assets	628 783	610 849	17 934	
Liabilities				
Current Liabilities				
Deposits held	1 187	790	397	
Payables	2 088	4 680	(2 592)	6
Provisions	7 477	6 684	793	7
Other liabilities	62	134	(72)	
Total Current Liabilities	10 814	12 288	(1 474)	
Non-Current Liabilities				
Other liabilities	150	100	50	
Total Non-Current Liabilities	150	100	50	
Total Liabilities	10 964	12 388	(1 424)	
Net Assets	617 819	598 461	19 358	
Equity				
Capital	365 718	337 876	27 842	8
Reserves	318 063	327 428	(9 365)	9
Accumulated funds	(65 962)	(66 843)	881	10
Total Equity	617 819	598 461	19 358	

Notes

The following note descriptions relate to variances greater than \$0.5 million:

1. Cash relating to budget carryovers for work to be completed in future years.
2. Budget is based on 2016-17 actuals. Actual is consistent with prior year.
3. Prepayments for Territory Day.
4. Transfer in of property, plant and equipment from the Department of Infrastructure, Planning and Logistics.
5. Assets acquired by Museum and Art Gallery of the Northern Territory (MAGNT) for the Department's cultural collection.
6. Lower Payables due to invoices being paid earlier in year.
7. Short term increase in average staffing numbers for delivery of new initiatives.
8. Transfer of revalued land to Department of Infrastructure, Planning and Logistics.
9. Variance in net losses from 2017-18 and 2018-19.

	2018-19 Actual \$'000	2018-19 Original Budget \$'000	Variance \$'000	Note
CASH FLOW STATEMENT				
CASH FLOWS FROM OPERATING ACTIVITIES				
Operating Receipts				
Grants and subsidies received				
Current	203	411	(208)	
Appropriation				
Output	249 544	246 451	3 093	1
Receipts from sales of goods and services	24 663	6 822	17 841	2
Deposits received	38	-	38	
Total Operating Receipts	274 448	253 684	20 764	
Operating Payments				
Payments related to employees	(56 735)	(54 812)	(1 923)	3
Payments for goods and services	(80 256)	(77 576)	(2 680)	2,4
Grants and subsidies paid				
Current	(113 518)	(100 331)	(13 187)	4
Capital	(19 403)	(13 221)	(6 182)	5
Community service obligations	(7 913)	(7 744)	(169)	
Total Operating Payments	(277 825)	(253 684)	(24 141)	
Net Cash Used in Operating Activities	(3 377)	-	(3 377)	
CASH FLOWS FROM INVESTING ACTIVITIES				
Investing Receipts				
Proceeds from asset sales	8	-	8	
Total Investing Receipts	8	-	8	
Investing Payments				
Purchase of assets	(282)	(305)	23	
Total Investing Payments	(282)	(305)	23	
Net Cash Used In Investing Activities	(274)	(305)	31	

	2018-19 Actual \$'000	2018-19 Original Budget \$'000	Variance \$'000	Note
CASH FLOW STATEMENT				
CASH FLOWS FROM FINANCING ACTIVITIES				
Financing Receipts				
Equity injections				
Capital appropriation	305	305	-	
Other equity injections	2 900	-	2 900	6
Total Financing Receipts	3 205	305	2 900	
Financing Payments				
Equity withdrawals	-	-	-	
Total Financing Payments	-	-	-	
Net Cash From Financing Activities	3 205	305	2 900	
Net decrease in cash held	(446)	-	(446)	
Cash at beginning of financial year	10 591	7 312	3 279	7
Effects of exchange rate changes on the balance of cash held in foreign currencies	6	-	6	
Cash at End of Financial Year	10 151	7 312	2 839	

Notes

The following note descriptions relate to variances greater than \$0.5 million:

1. Funding for Bruce Munro: Tropical Light exhibition.
2. Goods and Services Tax (GST) not reflected in the budget.
3. Increase in expenditure with matching cost recovery income.
4. Reclassification of co-operative marketing expenses as grants and category of cost transfers to align with Department operations.
5. One off capital grants for sporting and arts infrastructure.
6. Funding for Growing Cricket in the North \$2.9 million.
7. Includes unexpended budget to be carried over to be spent in future years.

29. BUDGETARY INFORMATION: ADMINISTERED TERRITORY ITEMS

In addition to the specific Departmental operations which are included in the financial statements, the Department administers or manages other activities and resources on behalf of the Territory such as royalties. The Department does not gain control over assets arising from these collections, consequently no income is recognised in the Department's financial statements. The transactions relating to these activities are reported as administered items in this note.

	2018-19 Actual \$'000	2018-19 Original Budget \$'000	Variance \$'000	Note
TERRITORY INCOME AND EXPENSES				
Income				
Royalties and rents	41	-	41	
Grants and subsidies	5 600	5 600	-	
Total Income	5 641	5 600	41	
Expenses				
Central Holding Authority income transferred	5 641	5 600	41	
Total Expenses	5 641	5 600	41	
Territory Income less Expenses	-	-	-	

Notes

There were no significant variances between actual and budget amounts in 2018-19.

	2018-19 Actual \$'000	2018-19 Original Budget \$'000	Variance \$'000	Note
TERRITORY ASSETS AND LIABILITIES				
Assets				
Royalties and rents receivable	2	-	2	
Total Assets	2	-	2	
Liabilities				
Central Holding Authority income payable	2	-	2	
Total Liabilities	2	-	2	
Net Assets	-	-	-	

Notes

There were no significant variances between actual and budget amounts in 2018-19.

TERRITORY WILDLIFE PARKS

FINANCIAL STATEMENT OVERVIEW

This section of the Report provides an analysis of the financial activities of Territory Wildlife Parks for the year ended 30 June 2019.

Territory Wildlife Parks is a Government Business Division (GBD) responsible for managing the Territory Wildlife Park at Berry Springs and the Alice Springs Desert Park. As a GBD, Territory Wildlife Parks are required to pay the full cost of resources used (including tax equivalents), set efficient prices based on costs, and operate under appropriate commercial accounting and management structures.

The key responsibility of both Parks' is to showcase the Northern Territory's unique flora and fauna in a natural environment that is inviting and interesting for the visiting public. The Parks experience enables people to understand, respect and enjoy the Territory's natural environment.

FINANCIAL PERFORMANCE

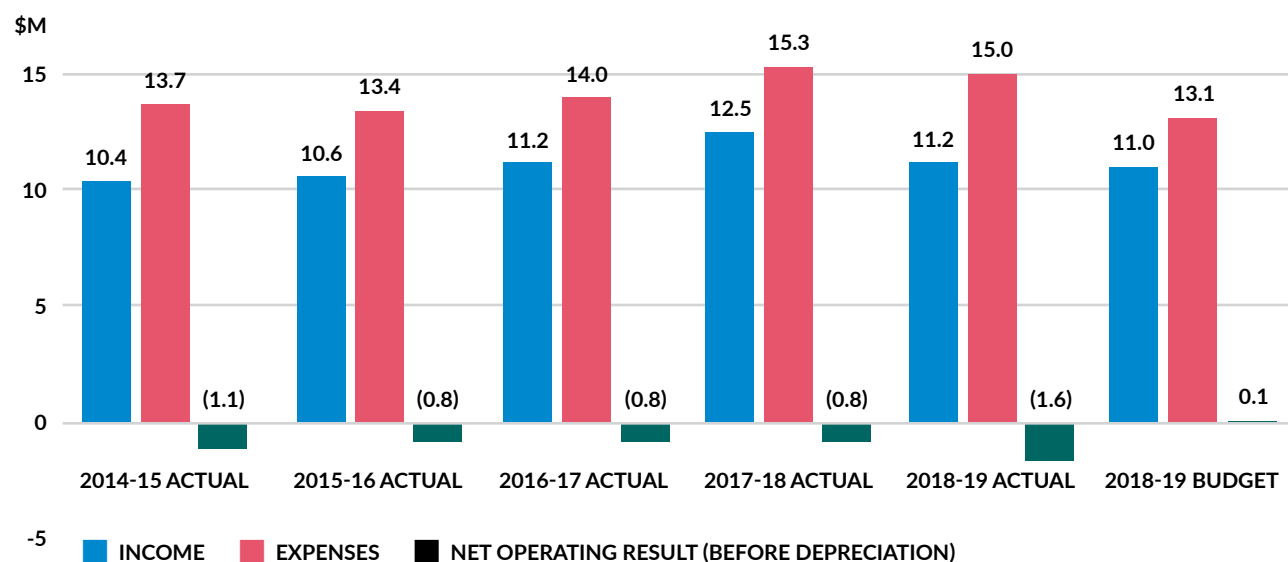
In 2018-19, the Territory Wildlife Parks reported a net operating loss of \$3.8 million, or an adjusted loss of \$1.6 million prior to charging non-cash depreciation. This compares to a budgeted profit before depreciation of \$0.1 million.

The deficit was due to:

- a historically constant level of Community Service Obligation (CSO) funding from Government with no indexation;
- Enterprise Bargaining Agreement (EBA) employee pay rise cost increases;
- additional expenses for the development of a Territory Wildlife Park 10-Year master plan; and
- increased utility costs.

The Territory Wildlife Park at Berry Springs is in the process of finalising a 10-year Master Plan that will provide a road map for future development and consider future financial sustainability.

OPERATING RESULT



NET OPERATING RESULT SUMMARY 2018-19	TWP \$M	ASDP \$M	TOTAL \$M
Income	5.7	5.5	11.2
Expenses	(8.2)	(6.8)	(15.0)
Net (Loss)	(2.5)	(1.3)	(3.8)
Net (Loss) Before Depreciation	(1.2)	(0.4)	(1.6)

INCOME

The Parks' primary source of income is from the Northern Territory Government in the form of a Community Service Obligation (CSO) payment. The CSO payment allows Government to achieve identifiable community and social objectives that would not be achieved if outcomes were purely commercially delivered.

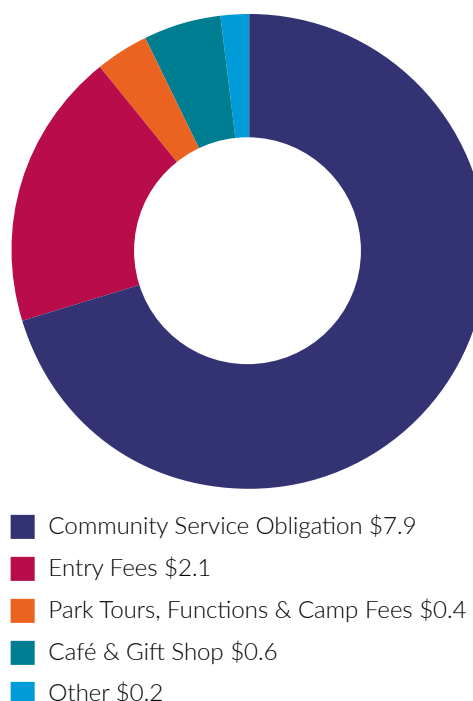
The non-commercial functions carried out by the Territory Wildlife Parks include maintaining assets to a standard to assist in tourism development and growth, supporting biodiversity through captive breeding of endangered rare and threatened species, enhancing education of school children through teaching the benefits of the natural environment, and management of the Olive Pink Botanic Gardens.

The income received of \$11.2 million in 2018-19 was \$0.1 million higher than budget and \$1.3 million lower than the prior year due to a one-off increase in the prior year CSO of \$1.35 million. The CSO increase in 2017-18 included one-off funding of \$1 million for repairs and maintenance, \$0.35 million for provision of a Territory Wildlife Park 10-Year Master Plan, website upgrade and transport solution trial.

Income from entry fees remained in line with 2017-18 at \$2.1 million. Total visitor numbers for 2018-19 were 126 856, an increase of 1 968 visitors in comparison to the previous year (124 888 in 2017-18).

The table below shows the five-year trend for income sources, with a comparison of actual and budget income for 2018-19. It demonstrates a steady increase in income, with the significant one-off increase in 2017-18 attributed to an increase in the CSO income received.

2018-19 Income by Source \$M



INCOME TYPE	ACTUAL 2014-15 \$M	ACTUAL 2015-16 \$M	ACTUAL 2016-17 \$M	ACTUAL 2017-18 \$M	ACTUAL 2018-19 \$M	BUDGET 2018-19 \$M
Community Service Obligation	7.8	7.8	7.8	9.2	7.9	7.9
Entry Fees	1.7 ^A	1.7	2.1	2.1	2.1	2.1
Park Tours, Functions and Camp Fees	0.2 ^A	0.3	0.4	0.4	0.4	0.3
Café & Gift Shop	0.6	0.6	0.7	0.6	0.6	0.5
Other	0.1	0.2	0.2	0.2	0.2	0.2
Total Income	10.4	10.6	11.2	12.5	11.2	11.0
Visitor Numbers	126 153	120 073	133 327	124 888	126 856	
Entry Fee Per Visitor	\$13.21	\$14.57	\$15.59	\$16.65	\$16.81	

A: Ghan revenue was re-classed in 2014-15 to the Park Tours, Functions & Camp Fees category.

EXPENSES

Operating the Territory Wildlife Parks in 2018-19 cost \$15.0 million, which was \$1.9 million more than budget and \$0.3 million less than 2017-18.

Employee Expenses

Employee costs of \$7.9 million represent 52.8% of total expenditure. In 2018-19, employee expenses increased by 3.9% and were \$0.3 million more than the prior year. This was due to pay rises under the EBA and increased staffing levels.

Goods and Services Expenses

The purchase of goods and services to operate the Parks' represents 27.9% of total expenditure at a cost of \$4.2 million. This was \$0.4 million more than budget and in line with the prior year.

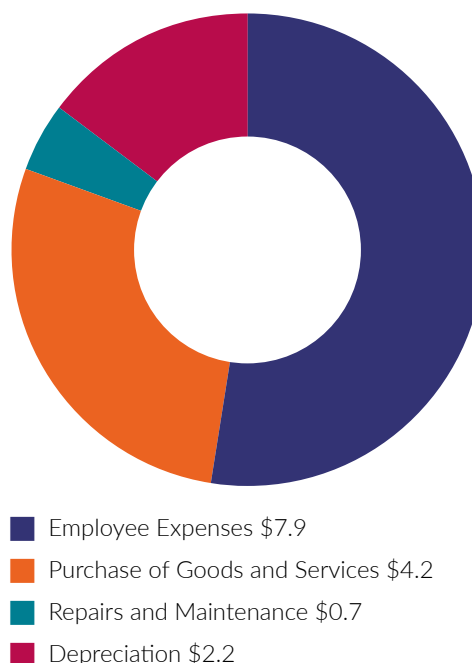
Repairs and Maintenance Expenses

The repairs and maintenance program for the Parks' returned to historic levels in 2018-19, following the receipt of an additional \$1 million funding in 2017-18. Repairs and maintenance expenses of \$0.7 million represents 4.8% of total expenditure, and were \$0.1 million less than budget.

Depreciation

Depreciation is the allocation of an asset's cost over its useful life. In 2018-19, depreciation was consistent with the budget at \$2.2 million, and \$0.1 million more than 2017-18 due to additional asset improvements during the year. Additional assets included \$0.4 million for an upgrade to the Territory Wildlife Park aquarium, \$0.3 million for emergency power supply installation at the Territory Wildlife Park, and \$0.3 million for installation of a playground at the Alice Springs Desert Park.

2018-19 Expenses by Source \$M



EXPENSE TYPE	ACTUAL 2014-15 \$M	ACTUAL 2015-16 \$M	ACTUAL 2016-17 \$M	ACTUAL 2017-18 \$M	ACTUAL 2018-19 \$M	BUDGET 2018-19 \$M
Employee Expenses	6.7	6.7	7.2	7.6	7.9	6.3
Purchases of Goods and Services	4.2	4.0	4.2	4.2	4.2	3.8
Repairs and Maintenance	0.8	0.7	0.6	1.4	0.7	0.8
Depreciation	2.0	2.0	2.0	2.1	2.2	2.2
Total Expenses	13.7	13.4	14.0	15.3	15.0	13.1

BALANCE SHEET

The Balance Sheet provides a summary of Territory Wildlife Parks' balances at the end of the financial year for assets, liabilities and equity.

The balances reported are the net worth to Government of the Parks' asset holdings (what is owned) against liabilities (what is owed).

The five-year trend for net assets / equity is as follows:

	ACTUAL 2014-15 \$M	ACTUAL 2015-16 \$M	ACTUAL 2016-17 \$M	ACTUAL 2017-18 \$M	ACTUAL 2018-19 \$M
Assets	35.6	34.3	39.4	39.3	37.8
Liabilities	(1.3)	(1.1)	(1.3)	(0.2)	(1.3)
Net Assets/Equity	34.3	33.2	38.1	38.0	36.5

Assets

The Territory Wildlife Parks maintain a significant asset base, with \$37.9 million in controlled assets as at 30 June 2019.

The largest asset group is physical buildings, infrastructure, plant and equipment with a value of \$37.2 million. A decrease in the value of the asset base of \$1.2 million over the prior year relates to \$2.2 million in depreciation; offset by \$1 million transferred in for completed capital works, including a \$0.4 million upgrade to the aquarium at the Territory Wildlife Park, and \$0.3 million for a playground at the Alice Springs Desert Park.

The balance of assets consists of:

- cash balances of \$0.5 million, representing cash held in a financial institution, gift fund accounts, petty cash and floats, and cash in transit;
- receivables of \$0.1 million, representing the amount that is owed to the Parks for goods and services provided and delivered;
- inventory of \$21 000, representing stock on hand for retail and café facilities, and bulk fuel on stock for Park use; and
- prepayments of \$19 000 for goods and services paid in advance but not yet received.

Liabilities

Territory Wildlife Park's liabilities totalled \$1.3 million as at 30 June 2019.

The \$1.3 million liability balance consists of:

- deposits held of \$0.1 million, being money held in the TWP gift fund account, and money held on behalf of third parties for charity collections;
- payables of \$0.3 million, representing the amount owing to creditors for goods and services purchased and received; and
- provisions for employee entitlements of \$0.9 million, such as recreation leave, leave loading and leave fares to reflect the cost in present day dollars of employee entitlements to be paid in the future.

Equity

Equity as at 30 June 2019 was \$36.5 million, a decrease in net worth of \$1.5 million from the previous year.

This result is a combination of:

- a \$1.4 million cash injection to maintain cash balances;
- \$1 million transferred in from the Department of Infrastructure, Planning and Logistics for completed building and infrastructure works; and
- \$3.8 million operating loss reported for 2018-19.

CASH FLOW STATEMENT

The Cash Flow Statement provides information on how cash was received and spent during the year.

The Parks received an equity injection during the year of \$1.4 million, and had a closing cash balance of \$0.5 million at 30 June 2019.

The cash flows are summarised as follows:

	ACTUAL 2014-15 \$M	ACTUAL 2015-16 \$M	ACTUAL 2016-17 \$M	ACTUAL 2017-18 \$M	ACTUAL 2018-19 \$M
Cash In					
Operating Receipts	10.9	11.1	11.5	12.9	11.6
Equity Injections	1.0	1.1	0.9	0.8	1.4
	11.9	12.2	12.4	13.7	13.0
Cash Out					
Operating Payments	(12.0)	(12.0)	(12.2)	(13.7)	(13.1)
	(12.0)	(12.0)	(12.2)	(13.7)	(13.1)
Net Increase/ (Decrease) in Cash Held	(0.1)	0.2	0.2	-	(0.1)
Cash at Beginning of Financial Year	0.3	0.2	0.4	0.6	0.6
Cash at end of Financial Year	0.2	0.4	0.6	0.6	0.5



Auditor-General
Independent Auditor's Report
to the Minister for Tourism and Culture
Territory Wildlife Parks
Page 1 of 2

Opinion

I have audited the accompanying financial report of Territory Wildlife Parks, which comprises the balance sheet as at 30 June 2019, and the comprehensive operating statement, statement of changes in equity and cash flow statement for the year then ended, a summary of significant accounting policies and other explanatory notes, and the certification of the financial statements by the Chief Executive Officer.

In my opinion, the financial report gives a true and fair view, in all material respects, of the financial position of Territory Wildlife Parks as at 30 June 2019, and of its financial performance and its cash flows for the year then ended in accordance with Australian Accounting Standards.

Basis for Opinion

I conducted my audit in accordance with Australian Auditing Standards. My responsibilities under those standards are further described in the *Auditor's Responsibilities for the Audit of the Financial Report* section of my report. I am independent of Territory Wildlife Parks in accordance with the ethical requirements of the Accounting Professional and Ethical Standards Board's APES 110 *Code of Ethics for Professional Accountants* (the Code) that are relevant to my audit of the financial report in Australia. I have also fulfilled my other ethical responsibilities in accordance with the Code. I believe that the audit evidence I have obtained is sufficient and appropriate to provide a basis for my opinion.

Other Information

The Chief Executive Officer of the Department of Tourism and Culture is responsible for the other information. The other information comprises the information included in Territory Wildlife Parks' financial statement overview for the year ended 30 June 2019, but does not include the financial report and my auditor's report thereon.

My opinion on the financial report does not cover the other information and accordingly I do not express any form of assurance conclusion thereon.

In connection with my audit of the financial report, my responsibility is to read the other information and, in doing so, consider whether the other information is materially inconsistent with the financial report or my knowledge obtained in the audit or otherwise appears to be materially misstated.

If, based on the work I have performed, I conclude that there is a material misstatement of this other information, I am required to report that fact. I have nothing to report in this regard.

Responsibilities of the Chief Executive Officer for the Financial Report

The Chief Executive Officer is responsible for the preparation and fair presentation of the financial report in accordance with Australian Accounting Standards and for such internal control as the Chief Executive Officer determines is necessary to enable the preparation and fair presentation of the financial report that is free from material misstatement, whether due to fraud or error.

In preparing the financial report, management is responsible for assessing the ability of Territory Wildlife Parks to continue as a going concern, disclosing, as applicable, matters related to going concern and using the going concern basis of accounting unless management either intends to liquidate Territory Wildlife Parks or to cease operations, or have no realistic alternative but to do so.

**Auditor-General****Page 2 of 2**

Those charged with governance are responsible for overseeing Territory Wildlife Parks' financial reporting process.

Auditor's Responsibilities for the Audit of the Financial Report

My objectives are to obtain reasonable assurance about whether the financial report as a whole is free from material misstatement, whether due to fraud or error, and to issue an auditor's report that includes my opinion. Reasonable assurance is a high level of assurance, but is not a guarantee that an audit conducted in accordance with Australian Auditing Standards will always detect a material misstatement when it exists. Misstatements can arise from fraud or error and are considered material if, individually or in the aggregate, they could reasonably be expected to influence the economic decisions of users taken on the basis of the financial report.

As part of an audit in accordance with the Australian Auditing Standards, I exercise professional judgement and maintain professional scepticism throughout the audit. I also:

- identify and assess the risks of material misstatement of the financial report, whether due to fraud or error, design and perform audit procedures responsive to those risks, and obtain audit evidence that is sufficient and appropriate to provide a basis for my opinion. The risk of not detecting a material misstatement resulting from fraud is higher than for one resulting from error, as fraud may involve collusion, forgery, intentional omissions, misrepresentations, or the override of internal control.
- obtain an understanding of internal control relevant to the audit in order to design audit procedures that are appropriate in the circumstances, but not for the purpose of expressing an opinion on the effectiveness of internal control within Territory Wildlife Parks.
- evaluate the appropriateness of accounting policies used and the reasonableness of accounting estimates and related disclosures made by management.
- conclude on the appropriateness of management's use of the going concern basis of accounting and, based on the audit evidence obtained, whether a material uncertainty exists related to events or conditions that may cast significant doubt on the ability of Territory Wildlife Parks to continue as a going concern. If I conclude that a material uncertainty exists, I am required to draw attention in my auditor's report to the related disclosures in the financial report or, if such disclosures are inadequate, to modify my opinion. My conclusions are based on the audit evidence obtained up to the date of my auditor's report. However, future events or conditions may cause Territory Wildlife Parks to cease to continue as a going concern.
- evaluate the overall presentation, structure and content of the financial report, including the disclosures, and whether the financial report represents the underlying transactions and events in a manner that achieves fair presentation.

I communicate with those charged with governance regarding, among other matters, the planned scope and timing of the audit and significant audit findings, including any significant deficiencies in internal control that I identify during my audit.

A handwritten signature in black ink, appearing to read 'Julie Crisp'.

Julie Crisp

Auditor-General for the Northern Territory

Darwin, Northern Territory

24 September 2019

Level 12 Northern Territory House 22 Mitchell Street Darwin 0800 Tel: 08 8999 7155

CERTIFICATION OF THE FINANCIAL STATEMENTS

We certify that the attached financial statements for Territory Wildlife Parks have been prepared from proper accounts and records in accordance with the prescribed format, the *Financial Management Act 1995* and Treasurer's Directions.

We further state that the information set out in the Comprehensive Operating Statement, Balance Sheet, Statement of Changes in Equity, Cash Flow Statement, and notes to and forming part of the financial statements, presents fairly the financial performance and cash flows for the year ended 30 June 2019 and the financial position on that date.

At the time of signing, we are not aware of any circumstances that would render the particulars included in the financial statements misleading or inaccurate.



Simonne Shepherd

Chief Executive Officer

24 September 2019



Joanna Frankenfeld

Chief Financial Officer

24 September 2019

COMPREHENSIVE OPERATING STATEMENT

For the year ended 30 June 2019

	Note	2019 \$'000	2018 \$'000
Income			
Grants and subsidies revenue			
Current		-	3
Community Service Obligations	18	7 913	9 174
Sales of goods and services		3 192	3 159
Interest revenue		16	26
Other income		45	29
Total Income	3	11 166	12 391
Expenses			
Employee expenses		7 882	7 589
Administrative expenses			
Purchases of goods and services	4	4 161	4 179
Repairs and maintenance		710	1 368
Depreciation and amortisation	10	2 184	2 131
Other administrative expenses		1	6
Total Expenses		14 938	15 273
Loss Before Tax		(3 772)	(2 882)
Income Tax Expense		-	-
Net Deficit		(3 772)	(2 882)
Other Comprehensive Income, Net of Income Tax			
Changes in asset revaluation surplus		-	-
Total Other Comprehensive Income		-	-
Comprehensive Result		(3 772)	(2 882)

The Comprehensive Operating Statement is to be read in conjunction with the notes to the financial statements.

BALANCE SHEET

As at 30 June 2019

	Note	2019 \$'000	2018 \$'000
Assets			
Current assets			
Cash and deposits	6	479	572
Receivables	8	134	192
Inventories	9	21	49
Prepayments		19	24
Total Current Assets		653	837
Non-Current Assets			
Property, plant and equipment	10	37 197	38 418
Total Non-Current Assets		37 197	38 418
Total Assets		37 850	39 255
Liabilities			
Current Liabilities			
Deposits held	11	99	93
Payables	12	271	298
Provisions	13	945	933
Total Current Liabilities		1 315	1 324
Total Liabilities		1 315	1 324
Net Assets		36 535	37 931
Equity			
Capital		32 350	29 974
Reserves	15	37 833	37 833
Accumulated funds		(33 648)	(29 876)
Total Equity		36 535	37 931

The Balance Sheet is to be read in conjunction with the notes to the financial statements.

STATEMENT OF CHANGES IN EQUITY

For the year ended 30 June 2019

2018-19	Note	Equity at 1 July \$'000	Comprehensive result \$'000	Transactions with owners in their capacity as owners \$'000	Equity at 30 June \$'000
Accumulated Funds		(29 876)	(3 772)	-	(33 648)
Reserves					
Asset revaluation surplus	15	37 833	-	-	37 833
Capital - Transactions with owners					
Equity injections					
Capital appropriations		19 085	-		19 085
Equity transfers in		9 662	-	976	10 638
Other equity injections		7 000	-	1 400	8 400
Equity withdrawals					
Capital withdrawal		(3 359)	-	-	(3 359)
Equity transfers out		(2 414)	-	-	(2 414)
		29 974	-	2 376	32 350
Total Equity at 30 June		37 931	(3 772)	2 376	36 535

2017-18	Note	Equity at 1 July \$'000	Comprehensive result \$'000	Transactions with owners in their capacity as owners \$'000	Equity at 30 June \$'000
Accumulated Funds		(26 994)	(2 882)	-	(29 876)
Reserves					
Asset revaluation surplus	15	37 833	-	-	37 833
Capital - Transactions with owners					
Equity injections					
Capital appropriations		19 085	-	-	19 085
Equity transfers in		7 762	-	1 900	9 662
Other equity injections		6 200	-	800	7 000
Equity withdrawals					
Capital withdrawal		(3 359)	-	-	(3 359)
Equity transfers out		(2 414)	-	-	(2 414)
		27 274	-	2 700	29 974
Total Equity at 30 June		38 113	(2 882)	2 700	37 931

The Statement of Changes in Equity is to be read in conjunction with the notes to the financial statements.

CASH FLOW STATEMENT

For the year ended 30 June 2019

	Note	2019 \$'000 (Outflows)/Inflows Inflows	2018 \$'000 (Outflows)/Inflows Inflows
CASH FLOWS FROM OPERATING ACTIVITIES			
Operating Receipts			
Grants and subsidies received			
Current		-	3
Community Service Obligations		7 913	9 174
Receipts from sales of goods and services		3 703	3 731
Deposits received		6	6
Interest received		16	26
Total Operating Receipts		11 638	12 940
Operating Payments			
Payments related to employees		(7 850)	(7 465)
Payments for goods and services		(5 281)	(6 185)
Total Operating Payments		(13 131)	(13 650)
Net Cash (Used In) Operating Activities	7	(1 493)	(710)
CASH FLOWS FROM INVESTING ACTIVITIES			
Investing Payments			
Purchase of assets	10	-	(19)
Total Investing Payments		-	(19)
Net Cash (Used In) Investing Activities		-	(19)
CASH FLOWS FROM FINANCING ACTIVITIES			
Financing Receipts			
Equity injections			
Other equity injections		1 400	800
Total Financing Receipts		1 400	800
Net Cash From Financing Activities		1 400	800
Net (decrease)/increase in cash held		(93)	71
Cash at beginning of financial year		572	501
Cash at End of Financial Year	6	479	572

The Cash Flow Statement is to be read in conjunction with the notes to the financial statements.

NOTES TO THE FINANCIAL STATEMENTS

For the year ended 30 June 2019

1. Objectives and Funding
2. Statement of Significant Accounting Policies

Income

3. Income

Expenses

4. Purchases of Goods and Services
5. Write-offs, Postponements, Waivers, Gifts and Ex Gratia Payments

Assets

6. Cash and Deposits
7. Cash Flow Reconciliation
8. Receivables
9. Inventories
10. Property, Plant and Equipment

Liabilities

11. Deposits Held
12. Payables
13. Provisions
14. Commitments

Equity

15. Reserves

Other Disclosures

16. Fair Value Measurement
17. Financial Instruments
18. Community Service Obligations
19. Related Parties
20. Contingent Liabilities and Contingent Assets
21. Events Subsequent to Balance Sheet Date
22. Accountable Officer's Trust Account
23. Segment Information
24. Budgetary Information

1. OBJECTIVES AND FUNDING

Territory Wildlife Parks ("the Entity") is a Government Business Division responsible for managing the Territory Wildlife Park at Berry Springs and the Alice Springs Desert Park. A key responsibility of both Parks is to showcase the Northern Territory's unique flora and fauna in a natural environment that is interactive and interesting for the visiting public, provide recreational opportunities, and promote biodiversity conservation principles. The Parks experience enables people to understand, respect and enjoy the Territory's natural environment.

Territory Wildlife Parks, established under the *Financial Management Act 1995*, is subject to the direction of the Minister for Tourism, Sport and Culture. Territory Wildlife Parks is dependent on funding from the Northern Territory Government in recognition that it carries out activities on a non-commercial basis. Such funding is termed as 'Community Service Obligation' (CSO) and this funding is reflected in the Comprehensive Operating Statement (also refer to Note 18).

These financial statements are prepared on a going concern basis in the expectation that such funding will continue.

2. STATEMENT OF SIGNIFICANT ACCOUNTING POLICIES

(a) Statement of Compliance

The financial statements have been prepared in accordance with the requirements of the *Financial Management Act 1995* and related Treasurer's Directions. The *Financial Management Act 1995* requires Territory Wildlife Parks to prepare financial statements for the year ended 30 June 2019 based on the form determined by the Treasurer. The form of the Entity's financial statements should include:

- (i) Certification of the Financial Statements
- (ii) Comprehensive Operating Statement
- (iii) Balance Sheet
- (iv) Statement of Changes in Equity
- (v) Cash Flow Statement and
- (vi) applicable explanatory notes to the Financial Statements.

(b) Basis of Accounting

The financial statements have been prepared using the accrual basis of accounting, which recognises the effect of financial transactions and events when they occur, rather than when cash is paid out or received.

Except where stated, the financial statements have also been prepared in accordance with the historical cost convention.

The form of the Entity's financial statements is also consistent with the requirements of Australian Accounting Standards. The effects of all relevant new and revised Standards and Interpretations issued by the Australian Accounting Standards Board (AASB) that are effective for the current annual reporting period have been evaluated.

Standards and Interpretations effective from 2018-19

The following new and revised accounting standards and interpretations were effective for the first time in 2018-19:

AASB 9 Financial Instruments

The Entity applied AASB 9 for the first time in 2018-19. AASB 9 Financial Instruments replaces AASB 139 Financial Instruments: Recognition and Measurement for annual periods beginning on or after 1 January 2018.

The Entity has not restated the comparative information, which continues to be reported under AASB 139. Where applicable, differences arising from the adoption of AASB 9 have been recognised directly in accumulated funds and other components of equity. The nature and effect of the changes as a result of adoption of this new accounting standard are described below.

Classification and measurement

Financial instruments have been reclassified into one of three measurement bases – amortised cost, fair value through other comprehensive income (FVOCI) and fair value through profit or loss (FVTPL). The classification of these instruments is based on the Entity's business model for managing the financial assets and the contractual terms of the cash flows.

The classification and measurement requirements of AASB 9 did not have a significant impact to the Entity.

The following are the changes in the classification of the financial assets:

- The Entity's debt instruments are comprised of receivables. These assets were classified as Loans and Receivables as at 30 June 2018 under AASB 139 and were measured at amortised cost. As these assets are held to collect contractual cash flows that are solely payments of principal and interest, they continue to be measured at amortised cost from 1 July 2018.

The Entity has not designated any financial liabilities as at fair value through profit or loss. There are no changes in classification and measurement for the Entity's financial liabilities.

In summary, upon the adoption of AASB 9, the Entity had the following reclassifications as at 1 July 2018:

AASB 9 categories Balances at 1 July 2018

AASB 139 categories	Balances at 30 June 2018 \$'000	Fair value through profit or loss		Amortised Cost \$'000	Fair value through OCI \$'000
		Mandatorily at fair value \$'000	Designated at fair value \$'000		
Loans and Receivables					
Receivables	70	-	-	70	-
	70	-	-	70	-

Impairment

The adoption of AASB 9 requires the loss allowance to be measured using a forward-looking expected credit loss (ECL) approach, replacing AASB 139's incurred loss approach. AASB 9 also requires a loss allowance to be recognised for all debt instruments other than those held at fair value through profit or loss. There has been no changes to impairment losses following the adoption of AASB 9.

Several other amending standards and AASB interpretations have been issued that apply to the current reporting periods, but are considered to have no impact on public sector reporting.

Standards and Interpretations issued but not yet effective

No Australian accounting standards have been early adopted for 2018-19. On the date of authorisation of the financial statements, the following standards and interpretations were in issue but are not yet effective and are expected to have an impact on future reporting periods:

AASB 16 Leases

AASB 16 Leases is effective for annual reporting periods beginning on or after 1 January 2019 and will be reported in these financial statements for the first time in 2019-20. When the standard is effective it will supersede AASB 117 Leases and requires the majority of leases to be recognised on the balance sheet.

For lessees with operating leases, a right-of-use asset will now be included in the balance sheet together with a lease liability for all leases with a term of 12 months or more, unless the underlying assets are of low value. The comprehensive operating statement will no longer report operating lease rental payments. Instead, amortisation expense will be recognised relating to the right-of-use asset and interest expense relating to the lease liability.

The right-of-use asset will be amortised generally on a straight-line basis while the lease liability will reduce to reflect lease payments made and increase to reflect the interest on the liability.

Consistent with methodology applied to other long term liabilities, the lease liability is discounted using the Territory bond rates. As the lease term progresses, the carrying amount of the asset (cost less accumulated amortisation) is likely to reduce more quickly than the liability, resulting in a lower net asset in the earlier stages of the lease arrangement.

The modified retrospective approach has been elected to transition to the new lease standard. This approach does not require restatement of comparative years and the cumulative impact is accounted for as an equal adjustment to the right-of-use asset and lease liabilities, thus, having no impact in the Entity's net assets at initial adoption.

Consequently, it is expected that approximately \$210 000 in operating lease commitments will be required to be recognised in the balance sheet as a lease liability and corresponding right to use asset from 2019-20. For lessors, the finance and operating lease distinction remains largely unchanged.

AASB 1058 Income for not-for-profit entities and AASB 15 Revenue from Contracts with Customers

AASB 1058 Income for Not-for-Profit Entities and AASB 15 Revenue from Contracts with Customers are effective for annual reporting periods beginning on or after 1 January 2019 and will be reported in these financial statements for the first time in 2019-20 financial statements.

AASB 1058 clarifies and simplifies income-recognition requirements that apply to not-for-profit entities in conjunction with AASB 15.

Under AASB 15, revenue from agreements which are enforceable, have sufficiently specific performance obligations and transfer goods or services to the customer or third party beneficiary will be recognised when or as performance obligations are satisfied, and not immediately upon receipt as it currently occurs. Consequently, more liabilities will be recognised in the balance sheet after adoption of this standard.

Where a transaction does not meet the criteria above or is classified as a donation transaction, revenue will be accounted for in accordance with AASB 1058.

Impacts identified include:

- grants received to construct or acquire a non-financial asset will be recognised as a liability, and subsequently recognised as revenue as the performance obligations under the grant are satisfied. At present, such grants are recognised as revenue on receipt.
- grants with an enforceable agreement and sufficiently specific performance obligations will be recognised as revenue progressively as the associated performance obligations are satisfied. At present, such grants are recognised as revenue on receipt.
- grants that have an enforceable agreement but no specific performance obligations but have restrictions on the timing of expenditure will also continue to be recognised on receipt as time restriction on the use of funds is not sufficiently specific to create a performance obligation
- grants that are not enforceable and or not sufficiently specific will not qualify for deferral, and will continue to be recognised as revenue on receipt.

The modified retrospective approach has been elected to transition to the new revenue standards. This approach does not require restatement of comparative year with the cumulative impact adjusted to the opening accumulated funds.

(c) Reporting Entity

The financial statements cover the Entity as an individual reporting entity. Territory Wildlife Parks is a Government Business Division established under the *Financial Management Act 1995*.

The principal places of business of the Entity are:

Territory Wildlife Park	Alice Springs Desert Park
Cox Peninsula Road	871 Larapinta Drive
BERRY SPRINGS NT 0838	ALICE SPRINGS NT 0871

(d) Comparatives

Where necessary, comparative information for the 2017-18 financial year has been reclassified to provide consistency with current year disclosures.

(e) Presentation and Rounding of Amounts

Amounts in the financial statements and notes to the financial statements are presented in Australian dollars and have been rounded to the nearest thousand dollars, with amounts less than \$500 being rounded down to zero. Figures in the financial statements and notes may not equate due to rounding.

(f) Changes in Accounting Policies

There have been no changes to accounting policies adopted in 2018-19 as a result of management decisions.

(g) Accounting Judgements and Estimates

The preparation of the financial report requires the making of judgements and estimates that affect the recognised amounts of assets, liabilities, revenues and expenses and the disclosure of contingent liabilities. The estimates and associated assumptions are based on historical experience and various other factors that are believed to be reasonable under the circumstances, the results of which form the basis of making the judgements about the carrying values of assets and liabilities that are not readily apparent from other sources. Actual results may differ from these estimates.

The estimates and underlying assumptions are reviewed on an ongoing basis. Revisions to accounting estimates are recognised in the period in which the estimate is revised if the revision affects only that period, or in the period of the revision and future periods if the revision affects both current and future periods.

Judgements and estimates that have significant effects on the financial statements are disclosed in the relevant notes to the financial statements.

(h) Goods and Services Tax

Income, expenses and assets are recognised net of the amount of Goods and Services Tax (GST), except where the amount of GST incurred on a purchase of goods and services is not recoverable from the Australian Tax Office (ATO). In these circumstances the GST is recognised as part of the cost of acquisition of the asset or as part of the expense.

Receivables and payables are stated with the amount of GST included. The net amount of GST recoverable from, or payable to, the ATO is included as part of receivables or payables in the Balance Sheet.

Cash flows are included in the Cash Flow Statement on a gross basis. The GST components of cash flows arising from investing and financing activities, which are recoverable from, or payable to, the ATO are classified as operating cash flows. Commitments and contingencies are disclosed net of the amount of GST recoverable or payable unless otherwise specified.

(i) Taxation

The Entity is required to pay income tax on its accounting profit, excluding extraordinary items, at the company rate of 30% in accordance with the requirements of the Treasurer's Directions and the NT Tax Equivalent Regime.

The Entity does not have a present income tax liability as it has incurred a loss for income tax purposes and has not taken to account any future income tax benefits arising from this loss as the potential future income tax benefit is not probable.

The future income tax benefits will only be realised if:

- (i) the Entity derives future assessable income of a nature and amount sufficient to enable the benefit to be realised
- (ii) the Entity continues to comply with the conditions for deductibility imposed by the Treasurer's Directions
- (iii) there are no changes to the NT Tax Equivalent Regime that adversely affect the Entity.

(j) Prepayments

Prepayments represent payments in advance of receipt of goods and services or that part of expenditure made in one accounting period covering a term extending beyond that period.

3. INCOME

	2019 \$'000	2018 \$'000
Income		
Sales of goods and services	3 192	3 159
Other Income		
Current grant revenue	-	3
Community service obligation – Note 18	7 913	9 174
Interest revenue	16	26
Other income	45	29
	7 974	9 232
Total Income	11 166	12 391

Income

Income encompasses both revenue and gains.

Income is recognised at the fair value of the consideration received, exclusive of the amount of GST. Exchanges of goods or services of the same nature and value without any cash consideration being exchanged are not recognised as income.

Grants and Other Contributions

Grants, donations, gifts and other non-reciprocal contributions are recognised as income when the Entity obtains control over the assets comprising the contributions. Control is normally obtained upon receipt.

Contributions are recognised at their fair value.

Contributions of services are only recognised when a fair value can be reliably determined and the services would be purchased if not donated.

Community Service Obligations

Community Service Obligation funding is received from the Department of Tourism, Sport and Culture where the entity is required to carry out activities on a non-commercial basis. Income in respect of this funding is recognised in the period in which it accrues. Refer also to Note 18.

Sale of Goods

Revenue from the sale of goods is recognised (net of returns, discounts and allowances) when:

- the significant risks and rewards of ownership of the goods have transferred to the buyer
- the Entity retains neither continuing managerial involvement to the degree usually associated with ownership nor effective control over the goods sold
- the amount of revenue can be reliably measured
- it is probable that the economic benefits associated with the transaction will flow to the Entity
- the costs incurred or to be incurred in respect of the transaction can be measured reliably.

Rendering of Services

Revenue from rendering of services is recognised by reference to the stage of completion of the contract. The revenue is recognised when:

- the amount of revenue, stage of completion and transaction costs incurred can be reliably measured
- it is probable that the economic benefits associated with the transaction will flow to the Entity.

Interest Revenue

Interest Revenue is recognised as it accrues, taking into account the effective yield on the financial asset.

4. PURCHASES OF GOODS AND SERVICES

The net (deficit) has been arrived at after charging for expenses including:

Goods and Services Expenses

	2019 \$'000	2018 \$'000
Expense Type		
Consultants ⁽¹⁾	146	90
Advertising ⁽²⁾	106	83
Marketing and promotion ⁽³⁾	29	38
Document production	3	3
Legal expenses ⁽⁴⁾	20	-
Recruitment ⁽⁵⁾	7	3
Training and study	32	47
Official duty fares	4	7
Travelling allowance	2	6
Audit and other service	24	25
Other	3 788	3 877
Total Purchases of Goods and Services	4 161	4 179

⁽¹⁾ Includes marketing, promotion and IT consultants.

⁽²⁾ Includes marketing and promotion advertising but does not include recruitment advertising.

⁽³⁾ Excludes advertising for marketing and promotion which is incorporated under advertising and excludes marketing and promotion consultants' expenses, which are incorporated in the consultants' category.

⁽⁴⁾ Includes legal fees, claim and settlement costs

⁽⁵⁾ Includes recruitment-related advertising costs.

Repairs and Maintenance Expenses

Costs associated with repairs and maintenance works on the Entity's assets are expensed as incurred.

5. WRITE-OFFS, POSTPONEMENTS, WAIVERS, GIFTS AND EX GRATIA PAYMENTS

	2019		2018	
	\$'000	No. of Trans	\$'000	No. of Trans
Write-offs, Postponements and Waivers under the Financial Management Act 1995				
Represented by:				
Amounts written off, postponed and waived by Delegates				
Irrecoverable amounts payable to the GBD written off	2	4	-	-
Losses or deficiencies of money written off	-	3	-	2
Public property written off	-	1	-	-
Total Written Off, Postponed and Waived by Delegates	2	8	-	2

6. CASH AND DEPOSITS

	2019 \$'000	2018 \$'000
Cash on hand	49	33
Cash at bank	430	539
Total Cash and Deposits	479	572

Cash and Deposits

For the purposes of the Balance Sheet and the Cash Flow Statement, cash includes cash on hand, cash at bank and cash equivalents. Cash equivalents are highly liquid short-term investments that are readily convertible to cash. Cash at bank includes monies held in Accountable Officer's Trust Account (AOTA) that are ultimately payable to the beneficial owner. Refer also to Note 22.

7. CASH FLOW RECONCILIATION

(a) Reconciliation of Cash

The total of Territory Wildlife Parks' Cash and Deposits of \$479 000 recorded in the Balance Sheet is consistent with that recorded as 'cash' in the Cash Flow Statement.

Reconciliation of Net (Deficit) to Net Cash From Operating Activities

	2019 \$'000	2018 \$'000
Net (Deficit)	(3 772)	(2 882)
Adjusting Items:		
Depreciation and amortisation	2 184	2 131
Repairs and maintenance non cash	13	4
Changes in assets and liabilities:		
Decrease in receivables	58	56
Decrease/(Increase) in inventories	28	(5)
Decrease/(Increase) in prepayments	5	(15)
Increase in deposits held	6	6
(Decrease) in payables	(27)	(103)
Increase in employment benefits	10	86
Increase in other provisions	2	12
Net Cash (Used In) Operating Activities	(1 493)	(710)

(b) Reconciliation of liabilities arising from financing activities

There were no liabilities arising from financing activities in 2017-18 and 2018-19.

8. RECEIVABLES

	2019 \$'000	2018 \$'000
Current		
Accounts receivable	40	79
Less: Allowance for impairment losses	(7)	(9)
	33	70
GST receivables	38	65
Other receivables	63	57
Total Receivables	134	192

Receivables

Receivables include accounts receivable and other receivables and are recognised at fair value less any loss allowance.

The loss allowance reflects lifetime expected credit losses and represents the amount of receivables the Entity estimates are likely to be uncollectible and are considered doubtful.

Accounts receivable are generally settled within 30 days.

Credit risk exposure of receivables

Receivables are monitored on an ongoing basis to ensure that exposure to bad debts is not significant. The entity applies the AASB 9 simplified approach to measuring expected credit losses. This approach recognises a loss allowance based on lifetime expected credit losses for all accounts receivables. To measure expected credit losses, receivables have been grouped based on shared risk characteristics and days past due.

The expected loss rates are based on historical observed loss rates, adjusted to reflect current and forward-looking information.

In accordance with the provisions of the *Financial Management Act 1995*, receivables are written-off when there is no reasonable expectation of recovery. Indicators that there is no reasonable expectation of recovery includes a failure to make contractual payments for a period greater than 90 days past due.

Credit risk for the comparative year is assessed under AASB 139 and is based on objective evidence of impairment.

The loss allowance for receivables as at the reporting date is disclosed below.

	2019				2018		
	Gross receivables \$'000	Loss rate %	Expected credit losses \$'000	Net receivables \$'000	Ageing of receivables \$'000	Impairment Allowance \$'000	Net receivables \$'000
Internal Receivables							
Not overdue	-	-	-	-	1	-	1
Overdue for less than 30 days	-	-	-	-	-	-	-
Overdue for 30 to 60 days	-	-	-	-	-	-	-
Overdue for more than 60 days	-	-	-	-	-	-	-
Total Internal Receivables	-	-	-	-	1	-	1
External Receivables							
Not overdue	28	-	-	28	61	-	61
Overdue for less than 30 days	4	5	-	4	8	-	8
Overdue for 30 to 60 days	1	30	-	1	-	-	-
Overdue for more than 60 days	7	92	7	-	9	9	-
Total External Receivables	40	17	7	33	78	9	69

⁽¹⁾ The loss rates in 2019 have been calculated using unrounded figures which may differ to rounded values.

Reconciliation of loss allowance for receivables

	2019 \$'000	2018 \$'000
Internal receivables		
Opening balances	-	-
Adjustment on adoption of AASB 9	-	-
Adjusted opening balance	-	-
Written off during the year	-	-
Recovered during the year	-	-
Increase/decrease in allowance recognised in profit or loss	-	-
Total Internal Receivables	-	-
External receivables		
Opening balances	9	3
Adjustment on adoption of AASB 9	-	-
Adjusted opening balance	9	3
Written off during the year	(2)	-
Recovered during the year	-	-
Increase in allowance recognised in profit or loss	-	6
Total External Receivables	7	9

9. INVENTORIES

	2019 \$'000	2018 \$'000
General Inventories		
At cost	21	49
Total Inventories	21	49

Inventories

Inventories include assets held either for sale (general inventories) or for distribution at no or nominal consideration in the ordinary course of business operations.

General inventories are valued at the lower of cost and net realisable value, while those held for distribution are carried at the lower of cost and current replacement cost. Cost of inventories includes all costs associated with bringing the inventories to their present location and condition. When inventories are acquired at no or nominal consideration, the cost will be the current replacement cost at date of acquisition.

The cost of inventories are assigned using a mixture of first in, first out or weighted average cost formula or using specific identification of their individual costs.

Inventory held for distribution is regularly assessed for obsolescence and loss.

10. PROPERTY, PLANT AND EQUIPMENT

	2019 \$'000	2018 \$'000
Buildings		
At Fair Value	43 320	43 021
Less: Accumulated Depreciation	(22 949)	(21 974)
	20 371	21 047
Infrastructure		
At Fair Value	38 928	38 264
Less: Accumulated Depreciation	(22 143)	(20 951)
	16 785	17 313
Plant and Equipment		
At Cost	398	398
Less: Accumulated Depreciation	(397)	(396)
	1	2
Transport Equipment		
At Cost	17	17
Less: Accumulated Depreciation	(12)	(11)
	5	6
Computer Hardware		
At Cost	75	94
Less: Accumulated Depreciation	(40)	(44)
	35	50
Total Property, Plant and Equipment	37 197	38 418

Property, Plant and Equipment Reconciliations

A reconciliation of the carrying amount of property, plant and equipment at the beginning and end of 2018-19 and 2017-18 is set out below:

2018-19	Buildings \$'000	Infrastructure \$'000	Plant and Equipment \$'000	Transport Equipment \$'000	Computer Hardware \$'000	Total \$'000
Carrying Amount as at 1 July 2018	21 047	17 313	2	6	50	38 418
Additions	-	-	-	-	-	-
Disposals	-	-	-	-	-	-
Revaluation Increments	-	-	-	-	-	-
Additions from Asset Transfers	299	664	-	-	-	963
Depreciation and Amortisation	(975)	(1 192)	(1)	(1)	(15)	(2 184)
Carrying Amount as at 30 June 2019	20 371	16 785	1	5	35	37 197

2017-18	Buildings \$'000	Infrastructure \$'000	Plant and Equipment \$'000	Transport Equipment \$'000	Computer Hardware \$'000	Total \$'000
Carrying Amount as at 1 July 2017	21 961	16 622	44	7	-	38 634
Additions	-	-	19	-	-	19
Disposals	-	-	-	-	-	-
Revaluation Increments	-	-	-	-	-	-
Additions/ (Disposals) from Asset Transfers	56	1 840	(61)	-	61	1 896
Depreciation and Amortisation	(970)	(1 149)	-	(1)	(11)	(2 131)
Carrying Amount as at 30 June 2018	21 047	17 313	2	6	50	38 418

Acquisitions

All items of property, plant and equipment with a cost, or other value, equal to or greater than \$10 000 are recognised in the year of acquisition and depreciated as outlined below. Items of property, plant and equipment below the \$10 000 threshold are expensed in the year of acquisition.

The construction cost of property, plant and equipment includes the cost of materials and direct labour, and an appropriate proportion of fixed and variable overheads.

Complex Assets

Major items of plant and equipment comprising a number of components that have different useful lives, are accounted for as separate assets. The components may be replaced during the useful life of the complex asset.

Subsequent Additional Costs

Costs incurred on property, plant and equipment subsequent to initial acquisition are capitalised when it is probable that future economic benefits in excess of the originally assessed performance of the asset will flow to Territory Wildlife Parks in future years. Where these costs represent separate components of a complex asset, they are accounted for as separate assets and are separately depreciated over their expected useful lives.

Construction (Work in Progress)

As part of the Financial Management Framework, the Department of Infrastructure, Planning and Logistics is responsible for managing general government capital works projects on a whole-of-government basis. Therefore appropriation for most of Territory Wildlife Parks' capital works is provided directly to the Department of Infrastructure, Planning and Logistics and the cost of construction work in progress is recognised as an asset of that entity. Once completed, capital works assets are transferred to the Entity.

Revaluations and Impairment

Revaluation of Assets

Subsequent to initial recognition, assets belonging to the following classes of non-current assets are revalued with sufficient regularity to ensure that the carrying amount of these assets does not differ materially from their fair value at reporting date:

- Buildings
- Infrastructure Assets.

Plant and equipment are stated at historical cost less depreciation, which is deemed to equate to fair value.

The latest revaluations as at 30 June 2017 were independently conducted. The valuer was Colliers International. Refer to Note 16 Fair Value Measurement for additional disclosures. The next revaluation is due to occur in 2019-20.

Impairment of Assets

An asset is said to be impaired when the asset's carrying amount exceeds its recoverable amount.

Non-current physical and intangible entity assets are assessed for indicators of impairment on an annual basis or whenever there is indication of impairment. If an indicator of impairment exists, the Entity determines the asset's recoverable amount. The asset's recoverable amount is determined as the higher of the asset's current replacement cost and fair value less costs to sell. Any amount by which the asset's carrying amount exceeds the recoverable amount is recorded as an impairment loss.

Impairment losses are recognised in the Comprehensive Operating Statement. They are disclosed as an expense unless the asset is carried at a revalued amount.

Where the asset is measured at a revalued amount, the impairment loss is offset against the Asset revaluation surplus for that class of asset to the extent that an available balance exists in the Asset revaluation surplus.

In certain situations, an impairment loss may subsequently be reversed. Where an impairment loss is subsequently reversed, the carrying amount of the asset is increased to the revised estimate of its recoverable amount. A reversal of an impairment loss is recognised in the Comprehensive Operating Statement as income, unless the asset is carried at a revalued amount, in which case the impairment reversal results in an increase in the Asset revaluation surplus. Note 15 provides additional information in relation to the Asset revaluation surplus.

Territory Wildlife Parks' property, plant and equipment assets were assessed for impairment as at 30 June 2019. No impairment adjustments were required as a result of this review.

Depreciation and Amortisation

Items of property, plant and equipment, including buildings but excluding land, have limited useful lives and are depreciated or amortised using the straight-line method over their estimated useful lives.

Amortisation applies in relation to intangible non-current assets with limited useful lives and is calculated and accounted for in a similar manner to depreciation.

The Treasurer's Directions provide guidance for the estimated useful lives for each class of assets as follows, and allow Territory Wildlife Parks to make other estimates as necessary:

	2019 Years	2018 Years
Buildings	10 – 50	10 – 50
Infrastructure Assets	8 - Infinite	8 - Infinite
Plant and Equipment	1 – 20	1 – 20
Transport Equipment	10	10
Computer Hardware	3 - 6	3 - 6

Assets are depreciated or amortised from the date of acquisition or from the time an asset is completed and held ready for use. Assets may be constructed internally, acquired assets may have modifications and accessories installed, and equipment may be calibrated and tested, affecting the date the asset is held ready for use.

Disposal of Assets

A gain or loss on disposal of assets is included as a gain or loss on the date control of the asset passes to the buyer, usually when an unconditional contract of sale is signed. The gain or loss on disposal is calculated as the difference between the carrying amount of the asset at the time of disposal and the net proceeds on disposal.

Leased Assets

Leases under which Territory Wildlife Parks assumes substantially all the risks and rewards of ownership of an asset are classified as finance leases. Other leases are classified as operating leases. The Entity does not have any assets under a finance lease.

Operating Leases

Operating lease payments made at regular intervals throughout the term are expensed when the payments are due, except where an alternative basis is more representative of the pattern of benefits to be derived from the leased property.

11. DEPOSITS HELD

	2019 \$'000	2018 \$'000
Deposits held in Gift Fund account	77	76
Accountable Officer's Trust account	22	17
Total Deposits Held	99	93

12. PAYABLES

	2019 \$'000	2018 \$'000
Accounts payable	68	135
Accrued expenses	203	163
Total Payables	271	298

Payables

Liabilities for accounts payable and other amounts payable are carried at cost which is the fair value of the consideration to be paid in the future for goods and services received, whether or not billed to Territory Wildlife Parks. Accounts payable are normally settled within 30 days.

13. PROVISIONS

	2019 \$'000	2018 \$'000
Current		
Employee Benefits		
Recreation leave	685	674
Leave loading	124	125
Other Current Provisions		
Other provisions (fringe benefits, payroll tax, superannuation and other)	136	134
Total Provisions	945	933

Territory Wildlife Parks had 103 employees as at 30 June 2019 (107 employees as at 30 June 2018).

Employee Benefits

Provision is made for employee benefits accumulated as a result of employees rendering services up to the reporting date. These benefits include wages and salaries and recreation leave. Liabilities arising in respect of wages and salaries, recreation leave and other employee benefit liabilities that fall due within 12 months of reporting date are classified as current liabilities and are measured at amounts expected to be paid. Non-current employee benefit liabilities that fall due after 12 months of the reporting date are measured at present value, calculated using the government long-term bond rate.

No provision is made for sick leave, which is non-vesting, as the anticipated pattern of future sick leave to be taken is less than the entitlement accruing in each reporting period.

Employee benefit expenses are recognised on a net basis in respect of the following categories:

- wages and salaries, non-monetary benefits, recreation leave, sick leave and other leave entitlements
- other types of employee benefits.

As part of the Financial Management Framework, the Central Holding Authority assumes the long service leave liabilities of Government Business Divisions including Territory Wildlife Parks, and as such no long service leave liability is recognised in the Entity's financial statements.

Superannuation

Employees' superannuation entitlements are provided through the:

- Northern Territory Government and Public Authorities Superannuation Scheme (NTGPASS)
- Commonwealth Superannuation Scheme (CSS)
- non-government employee nominated schemes for those employees commencing on or after 10 August 1999.

The Entity makes superannuation contributions on behalf of its employees to the Central Holding Authority or non-government employee nominated schemes. Superannuation liabilities related to Government superannuation schemes are held by the Central Holding Authority and as such are not recognised in the Entity's financial statements.

14. COMMITMENTS

Commitments are those contracted as at 30 June where the amount of the future commitment can be reliably measured.

	2019		2018	
	Internal NTG \$'000	External Non-NTG \$'000	Internal NTG \$'000	External Non-NTG \$'000
(i) Other Expenditure Commitments				
Other non-cancellable expenditure commitments not recognised as liabilities are as follows:				
Within one year	-	881	-	1 979
Later than one year and not later than five years	-	69	-	230
	-	950	-	2 209
(ii) Operating Lease Commitments				
The Entity leases property under non-cancellable operating leases expiring from 1 to 10 years. Leases generally provide the Entity with a right of renewal at which time all lease terms are renegotiated. The Entity also leases items of plant and equipment under non-cancellable operating leases. Future operating lease commitments not recognised as liabilities are payable as follows:				
Within one year	133	-	210	-
Later than one year and not later than five years	179	-	250	-
Later than five years	31	-	57	-
	343	-	517	-

15. RESERVES

Asset Revaluation Surplus

The asset revaluation surplus includes the net revaluation increments and decrements arising from the revaluation of non-current assets. Impairment adjustments may also be recognised in the Asset revaluation surplus.

	2019 \$'000	2018 \$'000
Balance as at 1 July	37 833	37 833
Increment – Buildings & Infrastructure	-	-
Balance as at 30 June	37 833	37 833

16. FAIR VALUE MEASUREMENT

Fair value is the price that would be received to sell an asset or paid to transfer a liability in an orderly transaction between market participants at the measurement date.

Fair value measurement of a non-financial asset takes into account a market participant's ability to generate economic benefits by using the asset in its highest and best use or by selling it to another market participant that would use the asset in its highest and best use. The highest and best use takes into account the use of the asset that is physically possible, legally permissible and financially feasible.

When measuring fair value, the valuation techniques used maximise the use of relevant observable inputs and minimise the use of unobservable inputs. Unobservable inputs are used to the extent that sufficient relevant and reliable observable inputs are not available for similar assets / liabilities.

Observable inputs are publicly available data that are relevant to the characteristics of the assets / liabilities being valued. Observable inputs used by the Entity include, but are not limited to, published sales data for land and general office buildings.

Unobservable inputs are data, assumptions and judgments that are not available publicly, but are relevant to the characteristics of the assets / liabilities being valued. Such inputs include internal Entity adjustments to observable data to take account of particular and potentially unique characteristics / functionality of assets / liabilities and assessments of physical condition and remaining useful life.

All assets and liabilities for which fair value is measured or disclosed in the financial statements are categorised within the following fair value hierarchy based on the inputs used:

Level 1 – inputs are quoted prices in active markets for identical assets or liabilities;

Level 2 – inputs are inputs other than quoted prices included within Level 1 that are observable for the asset or liability, either directly or indirectly; and

Level 3 – inputs are unobservable.

The fair value of financial instruments is determined on the following basis:

- the fair value of cash, deposits, advances, receivables and payables approximates their carrying amount, which is also their amortised cost
- the fair value of derivative financial instruments are derived using current market yields and exchange rates appropriate to the instrument
- the fair value of other monetary financial assets and liabilities is based on discounting to present value the expected future cash flows by applying current market interest rates for assets and liabilities with similar risk profiles.

(a) Fair Value Hierarchy

The Entity does not recognise any financial assets or liabilities at fair value as these are recognised at amortised cost. The carrying amounts of these financial assets and liabilities approximates their fair value.

The table below presents non-financial assets recognised at fair value in the balance sheet categorised by levels of inputs used to compute fair value.

2018-19	Level 1 \$'000	Level 2 \$'000	Level 3 \$'000	Total Fair Value \$'000
Asset Classes				
Buildings (Note 10)	-	-	20 371	20 371
Infrastructure (Note 10)	-	-	16 785	16 785
Plant and Equipment (Note 10)	-	-	1	1
Transport Equipment (Note 10)	-	-	5	5
Computer Hardware (Note 10)	-	-	35	35
Total Fair Value	-	-	37 197	37 197

There were no transfers between Level 1 and Levels 2 or 3 during 2018-19.

2017-18	Level 1 \$'000	Level 2 \$'000	Level 3 \$'000	Total Fair Value \$'000
Asset Classes				
Buildings (Note 10)	-	-	21 047	21 047
Infrastructure (Note 10)	-	-	17 313	17 313
Plant and Equipment (Note 10)	-	-	2	2
Transport Equipment (Note 10)	-	-	6	6
Computer Hardware (Note 10)	-	-	50	50
Total Fair Value	-	-	38 418	38 418

There were no transfers between Level 1 and Levels 2 or 3 during 2017-18.

(b) Valuation Techniques and Inputs

Valuation techniques used to measure fair value in 2018-19 are:

Asset Classes	Level 2 Technique	Level 3 Technique
Buildings	-	Cost
Infrastructure	-	Cost
Plant and Equipment	-	Cost
Transport Equipment	-	Cost
Computer Hardware	-	Cost

There were no changes in valuation techniques from 2017-18 to 2018-19.

Territory Wildlife Parks' building and infrastructure assets are stated at their revalued amounts, being the fair value at the date of revaluation, less any subsequent depreciation and subsequent accumulated impairment losses, including any additions or modifications. The latest revaluation of these assets was performed by Colliers International as at 30 June 2017. The next revaluation is due to occur in 2019-20.

Level 3 fair values predominantly relate to buildings and infrastructure and were determined by computing their depreciated replacement costs because an active market does not exist for such facilities due to their unique nature and potential inherent restrictions upon use. The depreciated replacement cost was based on a combination of internal records of the historical cost of the assets, adjusted for contemporary pricing and construction approaches, the remaining useful life of the assets, and current condition of the assets.

(c) Additional information for Level 3 Fair Value Measurements**(i) Reconciliation of Recurring Level 3 Fair Value Measurements**

2018-19	Buildings \$'000	Infrastructure \$'000	Plant and Equipment \$'000	Transport Equipment \$'000	Computer Hardware \$'000
Fair value as at 1 July 2018	21 047	17 313	2	6	50
Additions	-	-	-	-	-
Additions / (Disposals) from asset transfers	299	664	-	-	-
Depreciation and amortisation	(975)	(1 192)	(1)	(1)	(15)
Gains / (losses) recognised in other comprehensive income	-	-	-	-	-
Fair Value as at 30 June 2019	20 371	16 785	1	5	35

2017-18	Buildings \$'000	Infrastructure \$'000	Plant and Equipment \$'000	Transport Equipment \$'000	Computer Hardware \$'000
Fair value as at 1 July 2017	21 961	16 622	44	7	-
Additions	-	-	19	-	-
Additions from asset transfers	56	1 840	(61)	-	61
Depreciation and amortisation	(970)	(1 149)	-	(1)	(11)
Gains / (losses) recognised in other comprehensive income	-	-	-	-	-
Fair Value as at 30 June 2018	21 047	17 313	2	6	50

(ii) Sensitivity analysis

Unobservable inputs used in computing the fair value of land, buildings and infrastructure include the historical cost and the consumed economic benefit for each asset. Given the large number of assets, it is not practical to compute a relevant summary measure for the unobservable inputs. In respect of sensitivity of fair value to changes in input value, a higher historical cost results in a higher fair value and greater consumption of economic benefit lowers fair value.

17. FINANCIAL INSTRUMENTS

A financial instrument is a contract that gives rise to a financial asset of one entity and a financial liability or equity instrument of another entity. Financial assets and liabilities are recognised on the balance sheet when the Entity becomes a party of the contractual provisions of the financial instrument. The Entity's financial instruments include cash and deposits, receivables, payables and deposits held.

Due to the nature of operating activities, certain financial assets and financial liabilities arise under statutory obligations rather than a contract. Such financial assets and liabilities do not meet the definition of financial instruments as per AASB 132 Financial Instruments Presentation. These include statutory receivables arising from taxes including GST and penalties.

Territory Wildlife Parks has limited exposure to financial risks as discussed below.

Exposure to interest rate risk, foreign exchange risk, credit risk, price risk and liquidity risk arise in the normal course of activities. The Entity's investments, loans and placements, and borrowings are predominantly managed through the Northern Territory Treasury Corporation adopting strategies to minimise the risk. Derivative financial arrangements are also utilised to manage financial risks inherent in the management of these financial instruments. These arrangements include swaps, forward interest rate agreements and other hedging instruments to manage fluctuations in interest or exchange rates.

(a) Categories of Financial Instruments

The carrying amounts of Territory Wildlife Parks' financial assets and liabilities by category are disclosed in the table below:

2018-19 Categories of Financial Instruments

	Designated at Fair Value Through Profit or Loss \$'000	Finance Assets – Loans and Receivables \$'000	Total \$'000
Cash and deposits	479	-	479
Receivables ⁽¹⁾	-	33	33
Total Financial Assets	479	33	512
Deposits held	99	-	99
Payables	68	-	68
Total Financial Liabilities	167	-	167

⁽¹⁾ The amount of loans and receivables excludes amounts recoverable from the ATO (statutory receivables).

2017-18 Categorisation of Financial Instruments

	Designated at Fair Value Through Profit or Loss \$'000	Finance Assets – Loans and Receivables \$'000	Total \$'000
Cash and deposits	572	-	572
Receivables ⁽¹⁾	-	70	70
Total Financial Assets	572	70	642
Deposits held	93	-	93
Payables	135	-	135
Total Financial Liabilities	228	-	228

⁽¹⁾ The amount of loans and receivables excludes amounts recoverable from the ATO (statutory receivables).

Classification of Financial Instruments from 1 July 2018

From 1 July 2018, Territory Wildlife Parks' classifies its financial assets in the following measurement categories:

- those to be measured subsequently at fair value (either through other comprehensive income (OCI) or through profit or loss)
- those to be measured at amortised cost.

The classification depends on the Entity's business model for managing the financial assets and the contractual terms of the cash flows.

For assets measured at fair value, gains and losses will either be recorded in profit or loss or OCI.

At initial recognition, the Entity measures a financial asset at its fair value plus, in the case of a financial asset not at fair value through profit or loss (FVTPL), transaction costs that are directly attributable to the acquisition of the financial asset. Transaction costs of financial assets carried at FVTPL are expensed in profit or loss.

Financial assets with embedded derivatives are considered in their entirety when determining whether their cash flows are solely payment of principal and interest.

Debt instruments

Subsequent measurement of debt instruments depends on the Entity's business model for managing the asset and the cash flow characteristics of the asset. There are three measurement categories into which the Entity classifies its debt instruments:

- **Amortised cost:** Assets that are held for collection of contractual cash flows where those cash flows represent solely payments of principal and interest are measured at amortised cost. Interest income from these financial assets is calculated using the effective interest rate method. Any gain or loss arising on derecognition is recognised directly in profit or loss and presented in other gains / (losses).
- **FVOCI:** Assets that are held for collection of contractual cash flows and for selling the financial assets, where the assets' cash flows represent solely payments of principal and interest, are measured at FVOCI. Movements in the carrying amount are taken through OCI, except for the recognition of impairment gains or losses and interest income which are recognised in profit or loss. When the financial asset is derecognised, the cumulative gain or loss previously recognised in OCI is reclassified from equity to profit or loss and recognised in other gains / (losses). Interest income from these financial assets is calculated using the effective interest rate method.

- **FVTPL:** Assets that do not meet the criteria for amortised cost or FVOCI are measured at FVTPL. A gain or loss on a debt investment that is subsequently measured at FVTPL is recognised in profit or loss and presented net within other gains / (losses) in the period in which it arises.

Classification of Financial Instruments until 30 June 2018

Territory Wildlife Parks' has elected not to restate comparative information. As a result, the comparative information provided continues to be accounted for in accordance with AASB 139.

Financial assets are classified into the following categories:

- financial assets at fair value through profit or loss
- held-to-maturity investments
- loans and receivables
- available-for-sale financial assets.

Financial liabilities are classified into the following categories:

- financial liabilities at fair value through profit or loss (FVTPL)
- financial liabilities at amortised cost.

Financial Assets or Financial Liabilities at Fair Value through Profit or Loss

Financial instruments are classified as at FVTPL when the instrument is either held for trading or is designated as at FVTPL. Financial instruments classified as at FVTPL are initially and subsequently measured at fair value. Gains or losses on these assets are recognised in the net result for the year.

Loans and Receivables

Loans and receivables are non-derivative financial assets with fixed or determinable payments that are not quoted in an active market other than those held for trading and available for sale. Loans and receivables exclude statutory receivables. Loans and receivables are measured initially at fair value and subsequently at amortised cost using the effective interest rate method less impairment.

Financial Liabilities at Amortised Cost

Financial instrument liabilities measured at amortised cost include all advances received, finance lease liabilities and borrowings. Amortised cost is calculated using the effective interest method.

(b) Credit Risk

Territory Wildlife Parks has limited credit risk exposure (risk of default). In respect of any dealings with organisations external to Government, the Entity has adopted a policy of only dealing with credit worthy organisations and obtaining sufficient collateral or other security where appropriate, as a means of mitigating the risk of financial loss from defaults.

The carrying amount of financial assets recorded in the financial statements, net of any allowances for losses, represents the Entity's maximum exposure to credit risk without taking account of the value of any collateral or other security obtained.

Credit risk relating to receivables is disclosed in Note 8.

(c) Liquidity Risk

Liquidity risk is the risk that the Entity will not be able to meet its financial obligations as they fall due. Territory Wildlife Parks' approach to managing liquidity is to ensure that it will always have sufficient liquidity to meet its liabilities when they fall due.

This is achieved by ensuring that minimum levels of cash are held in the Entity bank account to meet various current employee and supplier liabilities.

Territory Wildlife Parks' liquidity risk includes credit cards which are managed with tight controls and low limits. Credit card use and limits are reviewed regularly.

The Balance Sheet indicates that Territory Wildlife Parks has a liquidity risk and is reliant on Government guarantee. Cash injections are available from the Central Holding Authority in the event that cash depletes to levels that compromise the Entity's ability to meet its financial obligations.

Territory Wildlife Parks received funding to develop a long term plan with an emphasis on future financial sustainability. Upon completion, the plan will inform the future direction of the Entity.

The following tables detail the Entity's remaining contractual maturity for its financial liabilities calculated on undiscounted cash flows at reporting date. The undiscounted cash flows in these tables differ from the amounts included in the balance sheet which are based on discounted cash flows.

Maturity Analysis for Financial Liabilities

2018-19	Carrying Amount \$'000	Less Than 1 Year \$'000	Total \$'000
Liabilities			
Deposits held	99	99	99
Payables	68	68	68
Total Financial Liabilities	167	167	167

2017-18	Carrying Amount \$'000	Less Than 1 Year \$'000	Total \$'000
Liabilities			
Deposits held	93	93	93
Payables	135	135	135
Total Financial Liabilities	228	228	228

(d) Market Risk

Market risk is the risk that the fair value of future cash flows of a financial instrument will fluctuate because of changes in market prices. It comprises interest rate risk, price risk and currency risk.

(i) Interest Rate Risk

Territory Wildlife Parks' has limited exposure to interest rate risk as all financial assets and financial liabilities, with the exception of the cash at bank and the Gift Fund held are non-interest bearing.

	Interest Bearing Variable \$'000	Non – Interest Bearing \$'000	Total \$'000	Weighted Average %
2018-19				
Assets				
Cash and deposits	474	5	479	1.25
Receivables	-	33	33	-
Total Financial Assets	474	38	512	
Liabilities				
Deposits held	77	22	99	-
Payables	-	68	68	-
Total Financial Liabilities	77	90	167	
2017-18				
Assets				
Cash and deposits	567	5	572	1.5
Receivables	-	70	70	-
Total Financial Assets	567	75	642	
Liabilities				
Deposits held	76	17	93	-
Payables	-	135	135	-
Total Financial Liabilities	76	152	228	

Sensitivity Analysis

Interest earned on the Gift Fund is accounted for as both an asset and a liability, therefore changes to the variable rates of 100 basis points (1%) at reporting date would have had no effect on the Entity's profit or loss and equity.

Change in the variable rates of 100 basis points (1%) at reporting date on the remaining financial assets and financial liabilities would have the following effect on the Entity's profit or loss and equity.

	Profit or Loss and Equity	
	100 Basis Points Increase \$'000	100 Basis Points Decrease \$'000
30 June 2019		
Financial Assets – cash and deposits	4	(4)
Net Sensitivity	4	(4)
30 June 2018		
Financial Assets – cash and deposits	5	(5)
Net Sensitivity	5	(5)

(ii) Price Risk

Territory Wildlife Parks is not exposed to price risk as it does not hold units in unit trusts.

(iii) Currency Risk

Territory Wildlife Parks is not exposed to currency risk as the Entity does not hold borrowings denominated in foreign currencies or transactional currency exposures arising from purchases in a foreign currency.

(ii) Key Management Personnel (KMP)

Key management personnel of the Territory Wildlife Parks are those persons having authority and responsibility for planning, directing and controlling the activities of Territory Wildlife Parks. These include the Minister for Tourism, Sport and Culture, the Chief Executive Officer, members of the governance board and executive leadership team of Territory Wildlife Parks.

(iii) Remuneration of Key Management Personnel

The details below exclude the salaries and other benefits of the Minister for Tourism, Sport and Culture as the Minister's remunerations and allowances are payable by the Department of the Legislative Assembly and consequently disclosed within the Treasurer's Annual Financial Statements. The below note discloses KMP directly remunerated by Territory Wildlife Parks only.

The aggregate compensation of key management personnel of Territory Wildlife Parks is set out below:

	2019 \$'000	2018 \$'000
Short-term employee benefits	295	277
Long-term benefits	-	-
Post-employment benefits	27	27
Termination benefits	-	-
Total	322	304

18. COMMUNITY SERVICE OBLIGATIONS

	2019 \$'000	2018 \$'000
Community Service Obligation Received	7 913	9 174

The Community Service Obligation covers non-commercial activities.

19. RELATED PARTIES**(i) Related Parties**

Territory Wildlife Parks is a Government Business Division (GBD) which is wholly owned and controlled by the Territory Government. Related parties of Territory Wildlife Parks include:

- the Portfolio Minister and key management personnel (KMP) because they have authority and responsibility for planning, directing and controlling the activities of the Entity directly
- spouses, children and dependants who are close family members of the Portfolio Minister or KMP
- all public sector entities that are controlled and consolidated into the whole of government financial statements
- any entities controlled or jointly controlled by KMP's or the Portfolio Minister or controlled or jointly controlled by their close family members.

(iv) Related Party Transactions**Transactions with Northern Territory Government Controlled Entities**

Territory Wildlife Parks' primary ongoing source of funding is a Community Service Obligation (CSO) payment received from the Department of Tourism, Sport and Culture.

The following table provides quantitative information about related party transactions entered into during the year with all other Northern Territory Government controlled entities.

	Revenue from Related Parties \$'000	Payments to Related Parties \$'000	Amounts Owed by Related Parties \$'000	Amounts Owed to Related Parties \$'000
2018-19				
Related Party				
All NTG Government Departments	8 005	2 560	-	115
Associates	-	-	-	-
Subsidiaries	-	-	-	-
	Revenue from Related Parties 2018 \$'000	Payments to Related Parties 2018 \$'000	Amounts Owed by Related Parties 2018 \$'000	Amounts Owed to Related Parties 2018 \$'000
2017-18				
Related Party				
All NTG Government Departments	9 221	2 551	-	138
Associates	-	-	-	-
Subsidiaries	-	-	-	-

Territory Wildlife Parks has one significant transaction with other government entities which relates to a Community Service Obligation (CSO) payment received from the Department of Tourism, Sport and Culture. The remaining transactions with other government entities are not individually significant.

Other related party transactions are as follows:

Given the breadth and depth of Territory Government activities, related parties will transact with the Northern Territory Public Sector in a manner consistent with other members of the public including paying stamp duty and other government fees and charges and therefore these transactions have not been disclosed. All other related party transactions in excess of \$10 000 have been provided in the table below.

	Transaction value for year ended 30 June 2019 \$'000	Net (payables) as at 30 June 2019 \$'000	Commitments as at 30 June 2019 \$'000
2019			
Transaction type			
Services received	37	(2)	-

The amounts outstanding are unsecured and will be settled in cash. No guarantees have been given or received. No expense was recognised in the year for bad or doubtful debts in respect of the amounts owed by related parties.

20. CONTINGENT LIABILITIES AND CONTINGENT ASSETS

(a) Contingent Liabilities

The Entity has no contingent liabilities as at 30 June 2019 or 30 June 2018.

(b) Contingent Assets

The Entity has no contingent assets as at 30 June 2019 or 30 June 2018.

21. EVENTS SUBSEQUENT TO BALANCE SHEET DATE

No events have arisen between the end of the financial year and the date of this report that require adjustment to, or disclosure in these financial statements.

22. ACCOUNTABLE OFFICER'S TRUST ACCOUNT

In accordance with section 7 of the *Financial Management Act 1995*, an Accountable Officer's Trust Account has been established for the receipt of money to be held in trust. A summary of activity is shown below:

	Opening Balance 1 July 2018 \$'000	Receipts \$'000	Payments \$'000	Closing Balance 30 June 2019 \$'000
Nature of Trust Money				
Other Money	17	5	-	22

23. SEGMENT INFORMATION

The Entity operates two major parks, which are its reportable segments. Information related to each reportable segment is set out below:

	Territory Wildlife Park		Alice Springs Desert Park		Entity	
	2019 \$'000	2018 \$'000	2019 \$'000	2018 \$'000	2019 \$'000	2018 \$'000
Revenue	5 660	6 183	5 506	6 208	11 166	12 391
Net Deficit	(2 521)	(1 964)	(1 251)	(918)	(3 772)	(2 882)
Assets	14 872	15 428	22 325	22 990	37 197	38 418
Unallocated Assets		-		-	653	837
Unallocated Liabilities		-		-	(1 315)	(1 324)

Property, plant and equipment is allocated to reportable segments. All other assets and liabilities are not reported by segment.

24. BUDGETARY INFORMATION

COMPREHENSIVE OPERATING STATEMENT	2018-19 Actual \$'000	2018-19 Original Budget \$'000	Variance \$'000	Note
Income				
Grants and subsidies revenue				
Community service obligations	7 913	7 744	169	
Sales of goods and services	3 192	2 970	222	
Interest revenue	16	18	(2)	
Other income	45	-	45	
Total Income	11 166	10 732	434	
Expenses				
Employee expenses	7 882	6 127	1 755	1
Administrative expenses				
Purchase of goods and services	4 161	3 860	301	
Repairs and maintenance	710	597	113	
Depreciation and amortisation	2 184	2 115	69	
Other administrative expenses	1	11	(10)	
Total Expenses	14 938	12 710	2 228	
Income Tax Expense	-	-	-	
Net Deficit	(3 772)	(1 978)	(1 794)	
Other Comprehensive Income, Net of Income Tax				
Changes in asset revaluation surplus	-	-	-	
Total Other Comprehensive Income	-	-	-	
Comprehensive Result	(3 772)	(1 978)	(1 794)	

Notes

The following note descriptions relate to variances greater than \$0.5 million:

1. Accumulated unfunded wage increases and ongoing casual staff requirements for Coolamon Café.

BALANCE SHEET	2018-19 Actual \$'000	2018-19 Original Budget \$'000	Variance \$'000	Note
Assets				
Current Assets				
Cash	479	577	(98)	
Receivables	134	250	(116)	
Inventories	21	44	(23)	
Prepayments	19	9	10	
Total Current Assets	653	880	(227)	
Non-Current Assets				
Property, plant and equipment	37 197	34 941	2 256	1
Total Non-Current Assets	37 197	34 941	2 256	
Total Assets	37 850	35 821	2 029	
Liabilities				
Current Liabilities				
Deposits held	99	87	12	
Payables	271	404	(133)	
Provisions	945	835	110	
Total Current Liabilities	1 315	1 326	(11)	
Total Liabilities	1 315	1 326	(11)	
Net Assets	36 535	34 495	2 040	
Equity				
Capital	32 350	27 656	4 695	2
Reserves	37 833	37 833	-	
Accumulated funds	(33 648)	(30 994)	(2 654)	3
Total Equity	36 535	34 495	2 040	

Notes

The following note descriptions relate to variances greater than \$0.5 million:

1. Revaluation conducted by Colliers International in 2016-17.
2. 2017-18 equity injection \$0.8 million, completed assets transferred in \$1.5 million higher than budgeted, 2018-19 equity injection \$1.4 million and completed assets transferred in \$1 million higher than budgeted.
3. Accumulated net deficits 2017-18 and 2018-19 compared to budgets.

CASH FLOW STATEMENT	2018-19 Actual \$'000	2018-19 Original Budget \$'000	Variance \$'000	Note
Cash Flows from Operating Activities				
Operating Receipts				
Grants and subsidies received				
Current	-	-	-	
Community service obligations	7 913	7 744	169	
Receipts from sales of goods and services	3 703	2 959	744	1
Deposits received	6	-	6	
Interest received	16	18	(2)	
Total Operating Receipts	11 638	10 721	917	
Operating Payments				
Payments related to employees	(7 850)	(6 127)	(1 723)	2
Payments for goods and services	(5 281)	(4 457)	(824)	3
Total Operating Payments	(13 131)	(10 584)	(2 547)	
Net Cash (Used In) / From Operating Activities	(1 493)	137	(1 630)	
CASH FLOWS FROM INVESTING ACTIVITIES				
Investing Payments				
Purchases of assets	-	(99)	99	
Total Investing Payments	-	(99)	99	
Net Cash (Used In) Investing Activities	-	(99)	99	
CASH FLOWS FROM FINANCING ACTIVITIES				
Financing Receipts				
Equity injections				
Other equity injections	1 400	-	1 400	4
Total Financing Receipts	1 400	-	1 400	
Net Cash From Financing Activities	1 400	-	1 400	
Net (decrease) / increase in cash held	(93)	38	(131)	
Cash at beginning of financial year	572	539	33	
Cash at End of Financial Year	479	577	(98)	

Notes

The following note descriptions relate to variances greater than \$0.5 million:

1. Increased entry fees.
2. Unfunded wage increases and ongoing casual staff requirements for Coolamon Café.
3. Additional costs predominantly due to facility costs and Territory Wildlife Park Master Plan.
4. 2018-19 equity injection of \$1.4 million.

SECTION 6

APPENDICES



Turbocharging Tourism initiative includes creating new access points into Litchfield National Park

APPENDIX A:

GRANT RECIPIENTS 2018-19

RECIPIENT	GRANT PROJECT TITLE	TOTAL\$
Arts NT Araluen Conference subsidy		
Museums Galleries Australia	Conference support	30 000
Total		30 000
Arts Organisations		
Arnhem Northern & Kimberley Artists	Annual Funding	60 000
Artback NT Arts Development and Touring Inc.	Annual Funding	276 000
Barkly Regional Arts Inc.	Annual Funding	145 000
Brown's Mart Arts Ltd	Annual Funding	419 327
Central Australian Territory Craft Inc.	Annual Funding	97 500
Corrugated Iron Youth Arts Inc.	Annual Funding	140 000
Craft Council of the NT Inc. T/A Tactile Arts	Annual Funding	115 000
Darwin Community Arts Inc.	Annual Funding	191 711
Darwin Symphony Orchestra	Annual Funding	210 000
Darwin Visual Arts Association Inc.	Annual Funding	87 500
Desart Inc.	Annual Funding	170 000
Happy Yess Community Arts Inc.	Annual Funding	87 500
Incite Arts Inc.	Annual Funding	195 000
Katherine Regional Arts Inc.	Annual Funding	195 000
Music NT Inc.	Annual Funding	315 000
Northern Centre For Contemporary Art Inc.	Annual Funding	172 500
NT Writers Centre Inc.	Annual Funding	232 500
Red Hot Arts Central Australia Inc.	Annual Funding	150 000
The Darwin Festival Limited	Annual Funding	500 000
Tracks Inc.	Annual Funding	218 000
Watch This Space Inc.	Annual Funding	65 000
Total		4 042 538
Arts Trail Regional Stimulus Capital Grants		
Barkly Regional Council	Kulumindini (Elliott) Art Centre feasibility study	99 569
Buku Larrnggay Mulka Inc.	Feasibility study and business case for Art Centre extension	100 000
Buku Larrnggay Mulka Inc.	Improved access and presentation of Yirrkala Church Panels	87 008
Desart Inc.	Bindi Studio extensions - expanded scope	40 320
Desart Inc.	Bindi Studio interior fit-out and storage	9 856
Desart Inc.	Bindi Studio workbenches	6 048
Djilpin Arts Aboriginal Corporation	Cultural tourism development	88 712
Hermannsburg Potters Aboriginal Corporation	Shaded outdoor area and men's room	100 000
Ikuntji Artists	Installation of new septic, water pump and tank, and aircons at Ikuntji Artists	100 000
Iltja Ntjarra Many Hands Art Centre	Upgrades to outdoor area	95 585
Iltja Ntjarra Many Hands Art Centre	Art centre upgrades	71 300

RECIPIENT	GRANT PROJECT TITLE	TOTAL\$
Julalikari Council Aboriginal Corporation	Arts Trail Gallery extensions, strategic development and capacity building support package	100 000
Milingimbi Art and Culture Aboriginal Corporation	Milingimbi Art Centre improvements - phase 2	100 000
Mimi Ngurrdalingi Aboriginal Corporation	Arts Trail Gallery extensions, strategic development and capacity building support package	100 000
National Pioneer Women's Hall of Fame	Carpark upgrade - Stage 2	99 839
Ngukurr Arts Aboriginal Corporation	Accommodation for cultural tourists	100 000
Northern Centre For Contemporary Art Inc.	NCCA OH&S upgrades	6 950
Papunya Tjupi Art Centre Aboriginal Corporation	Papunya Tjupi Tourist Gallery upgrade - Stage 4	95 670
Tangentyere Council Aboriginal Corporation	2018 Arts Trail major infrastructure project	65 910
Thamarrurr Development Corporation Ltd	Lot 356 old Convent Building restorative works	100 000
Tiwi Design Aboriginal Corporation Inc.	Art Centre infrastructure upgrades	99 740
Watch This Space Inc.	Professional presentation of Watch This Space	65 650
Total		1 732 157
Arts NT Community Festivals		
Artback NT Arts Development and Touring Inc.	Numburindi Festival	30 000
Artback NT Arts Development and Touring Inc.	Malandarri Festival 2019	30 000
Barkly Regional Arts Inc.	DHF2019	10 000
Brown's Mart Arts Ltd	Darwin Fringe Festival 2019	30 000
Central Australian Singing Inc.	Desert Song Festival 2018-2020	30 000
Cox Country Club Inc.	MUFF 2018-2020	30 000
East Arnhem Regional Council	Galiwin'ku Healthy Lifestyle Festival 2019	20 000
Gurindji Aboriginal Corporation	Freedom Day Festival 2019	30 000
Melaleuca Refugee Centre	World Music Festival 2018	24 856
Merrepen Arts, Culture and Language Aboriginal Corporation	Daly River Arts and Music "Our World Our Community" Festival 2019	21 245
Music NT Inc.	Bush Bands Bash 2018-2020	30 000
Nightcliff Arts, Music & Culture Inc.	Nightcliff Seabreeze Festival 2018-2020	30 000
NT Thai Association Inc.	Thailand Grand Festival	20 000
Red Hot Arts Central Australia Inc.	Alice Springs Desert Festival 2016-2018	90 000
The Arnhem Land Progress Aboriginal Corporation	Milingimbi Gattjirrk Cultural Festival	30 000
Wagait Arts Group Inc.	Wagait Arts Festival	24 757
Yothu Yindi Foundation Aboriginal Corporation	Garma Music Skillshare Program	30 000
Total		510 858
Live Alice Mparntwe Arts Program		
Alex McClean	Brass on the Grass	9 950
Allen S Murphy	World Mix performance at Boutique Markets	3 000
Central Australian Territory Craft Inc.	Wearable Arts Todd Mall	34 000
Central Australian Territory Craft Inc.	Creativity in Todd Mall	15 165
Central Australian Territory Craft Inc.	Creativity in the Mall	3 630
Franca Barraclough	Hour of Power in the Mall	4 300
Jessica Ong	Chatterbox	8 975
Red Hot Arts Central Australia Inc.	Alice Live 3 Producer	36 601

RECIPIENT	GRANT PROJECT TITLE	TOTAL\$
Red Hot Arts Central Australia Inc.	Production support	5 500
Red Hot Arts Central Australia Inc.	King Marong Community African Drum and Dance Project	3 000
Red Hot Arts Central Australia Inc. (Markus Kuchenbuch)	Classic in the Mall series II	34 587
Red Hot Arts Central Australia Inc. (Pat Ansell Dodds)	Arrente Artists in Country 2	12 000
Watch This Space Inc.	Apmere Angkentye-kenhe	4 000
Watch This Space Inc. (Edward Gould)	Alice Sings workshops	10 165
Watch This Space Inc. (Markus Kuchenbuch)	Classic in the Mall Series III	20 165
Watch This Space Inc. (Pat Ansell Dodds)	Arrente Artists Live 4	10 165
Watch This Space Inc. (Wendy Cowan)	Troopies of Light	21 165
Total		236 368
Live Darwin Arts Program		
Art By Miss Polly	Interactive street art	6 500
Brown's Mart Arts Ltd (Johanna Bell)	ATMOS: listening parties - Season 2	45 997
Brown's Mart Arts Ltd (Mary Anne Butler)	Producer services Live Darwin Arts	50 000
Corrugated Iron Youth Arts inc.	Audience engagement, performance at Boutique Markets	1 500
Darwin Chorale	Singing in the CBD	14 280
Darwin Visual Arts Association Inc.	Live DVAA - artists in the city	14 110
Darwin Visual Arts Association Inc.	Art Workshops	12 200
Ironbark Aboriginal Corporation	Workshops at Bushtraders during Naidoc week	4 650
Melanie Reid	Territory animals and sounds in the park	9 170
Melanie Reid	Instruments from recycled materials and music games in the Mall	1 250
Tracey Lee Bunn	The Lunchbox Live - A program to enliven Darwin's CBD with performances and workshops	6 500
Total		166 157
Arts Projects		
Adriana Dent	Couture from the North (Sydney exhibition)	3 790
Artback NT Arts Development and Touring Inc. (Rachael Wallis)	The Milky Way	20 000
Bawinanga Aboriginal Corporation	Jarracharra: dry season winds - Maningrida women's contemporary art and design in Paris	20 000
Bawinanga Aboriginal Corporation	Women's printing workshop at Bábbarra Womens Centre	20 000
Brown's Mart Arts Ltd (Kate Wyvill)	And I'm the Queen of Sheba	19 667
Corrugated Iron Youth Arts Inc. (Rob Brown)	The Unpromised Land	20 000
Desart Inc. (Utju Artists)	Get on the Bus!	17 786
Gapuwiyak Culture and Arts Aboriginal Corporation	Klughe-Rue Aboriginal Art Collection residency	11 000
Institute For Cultural Survival Inc. (Loredana Ducco)	Arnhem Weavers in Melbourne	16 216
Kabita Ghosh	Classical Music Evening: Sitar, Violin and Tabla	6 054
Kirsty Howey (Miriam Charlie)	The Promise of Housing - Photographic Series	10 000
Liss Fenwick	Exploring the artist book as a medium in Humpty Doo	2 800
Music NT Inc. (Arafura Ensemble)	Arafura Chamber Music Collective. Three Chamber Music Performances 2019	15 544
Music NT Inc. (Arafura Ensemble)	Chamber Music Series 2018	6 610

RECIPIENT	GRANT PROJECT TITLE	TOTAL\$
Music NT Inc. (James Mangohig)	DG & TRTL national tour and EP release	20 000
National Pioneer Women's Hall of Fame	Artists in Museums	19 811
Nena Zanos	Life After Connections - Japan	7 547
Northern Centre For Contemporary Art Inc. (Levin Diatschenko)	Cocoon of Prayers	9 097
NT Writers Centre Inc.	Stark: A novel	20 000
Olive Pink Botanic Garden	Alchera Opera Project Development - Phase 1	19 350
Paolo Fabris	Legato Orchestral Experience	6 030
Papunya Tjupi Art Centre Aboriginal Corporation	Men's Movement Papunya - Art & Cultural Revival Camps	19 997
Red Hot Arts Central Australia Inc.	World Chamber Orchestra Alice Springs en route to Darwin 2019	13 314
Sally Balfour	Clara Crocodile - A Children's Album	9 910
Slide Youth Dance theatre	BRAVE	20 000
Storyprojects	Stories of Love & Betrayal: Stage 2 Development	5 500
Tactile Arts	Exhibition: Garden of Unearthly Delights	8 365
Tangentyere Council Aboriginal Corporation	Yarrenyty Arltre Artists Indigenous Fashion Workshop	19 962
The Alice Springs theatre Group Inc.	Totem theatre short play development program	20 000
Victoria Amina McConvell	A Combinatorial Explosion - Touring Solo Exhibition	9 775
Watch This Space Inc.	COLOUR RELIEF	20 000
Total		438 125
Arts NT Quick Response Scheme		
Abbey Murray	Australian Tapestry Workshop - Intermediate weaving intensive workshop	417
Alison Worsnop	Ruskin Drawing Course 2019	1 500
AM Interiors	Double Bass professional development	953
Amanda McMillan	Australian Ceramic Triennale	1 500
Amiable Communications	Amy Hetherington Comedy Networking and Development	2 000
Anna Maclean	Attendance at Artlands Regional Arts Conference	1 500
Barkly Regional Arts Inc.	Attend MAP	1 200
Barkly Regional Arts Inc.	Attend MAP	1 200
Barkly Regional Arts Inc.	Attend MAP	1 200
Beth Sometimes	NT Artist Attends NAVA Future/Forward	984
Braiden Unwin	Bad Apples Music Workshop	600
Braiden Unwin	Bad Apples Music Workshop	600
Central Australian Territory Craft Inc.	Attend Ceramic Triennale Hobart May 2019	1 800
Central Australian Territory Craft Inc.	Attend MAP	1 200
Corrugated Iron Youth Arts (Marlene Hutt)	Circus Exchange	2 000
Courtney Collins	Octopus Story Camp	2 000
Darwin Chorale Inc.	Developing Singing Skills	800
Environorth Environmental Consultants	Australian Ceramics Triennale - Top End Potters exhibition	1 000
Felicity Wardle	Eyeland Production Woodford Folk Festival 1819	1 000
Gail Evans	Directors Symposium	2 000
Haneen Martin	Emerging Writers' Festival Participation	1 000

RECIPIENT	GRANT PROJECT TITLE	TOTAL\$
Incite Arts Inc.	Meeting Place 2018 - travel support for artists with a disability	20 000
Incite Arts Inc.	Attend MAP	1 200
Incite Arts Inc.	Attend MAP	1 194
Jessie K	Performance at Nannup Music Festival	950
Kamahi Djordon King	NewYork	2 000
Kasia Tons	Presentation of artwork at Tactile Arts	1 000
Katherine Regional Arts Inc.	Attend MAP	868
Kevin John McCarthy	Fascisimo	1 000
Kylie Frewen-Lord T/A Husk Silk	Painting with Wool: the Woollen Bridge	1 600
Laurel Jane T/A the Dirty Word	Attend MAP	1 160
Lisa Stefanoff	Partnership and Project Development of Uti Kulintjaku work for the 2019 Big Anxiety Festival	1 000
Lynelle Kendall	CYA Conference	800
Maria Vanhees	Ceramics Triennale Hobart	1 163
Matthew Van Roden	The Word Becomes Flesh at Bega Regional Gallery	1 000
Megan Adams	Classical Oil Painting Short Course	1 018
Merrepen Arts, Culture and Language Aboriginal Corporation	Merrepen Arts at Tactile Arts Darwin. Woven Circles. Woven Lines.	1 000
Music NT Inc. (Mark Smith)	First Nations Dialogues	2 000
National Pioneer Women's Hall of Fame	IWD 2019 Concert	1 000
Olivia Nigro	National Outreach for NT Literature	1 000
Queen Mode	From Arnhem to London	1 585
Red Hot Arts Central Australia Inc.	Attend MAP	1 200
Red Hot Arts Central Australia Inc.	Attend MAP	1 200
Richard Fejo - the Larrakia Man	Deadly Darwin Comedy	500
Roland Bull	Prince Pout at the Feast Festival 2019	1 000
Sachiko Hirayama	Origami Art workshops	1 000
Sandra Jane Lancaster	15th Australian Ceramics Triennale Tasmania 2019: Developing Technical Skills, Industry Knowledge and Professional Networks	1 793
Sandra Thibodeaux	Interstate PD and Asialink	600
Shady Tree	Darwin 150 years - Reenactment	1 000
Soundsafari	Attend MAP	1 200
Studio Elevenlee	Biomorphics workshop	2 000
Watch This Space Inc.	Attend MAP	1 200
Wukun Wanambi	University Public Programs	1 144
Xavia Nou	Stringer Songwriter Residency	1 000
Zoya Godoroja-Prieckaerts	NT Artist Attends NAVA Future/Forward	1 305
Total		85 134
Arts NT Regional Museums Grant Support Program		
Alice Springs Town Council	Alice Springs Public Library Collection Cultural Sensitivity Assessment	5 000
Aviation Historical Society of NT Inc.	Develop and Install a Great Air Race of 1919 Display at the Darwin Aviation Museum	50 000
Aviation Historical Society of NT Inc.	Darwin Aviation Museum Master Plan	25 220

RECIPIENT	GRANT PROJECT TITLE	TOTAL\$
Aviation Historical Society of NT Inc.	WW2 Allied Aircraft Nose Art Commemoration	4 170
Central Australian Aviation Museum Inc.	Damian Miller Room Display	11 539
Central Australian Territory Craft Inc.	Alice Craft Acquisition Catalogue	27 934
Darwin Military Museum	Royal Australian Artillery Association NT militaria collection Valuation and significance statement	16 000
Jilamara Arts & Crafts Association	Muluwurri Museum Database and Valuation	31 620
Katherine Town Council	Katherine Museum Interactive and Sensory Display	68 000
Mantiyupwi Pty Ltd	Patakijiyali exhibit recognising International Year of Indigenous Languages Exhibitions	50 000
National Pioneer Women's Hall of Fame	Curatorial Development of the Old Gaol Kitchen	49 616
Royal Flying Doctor Services of Australia Central Operations	Touch and Learn	45 000
Total		384 099
Strategic Arts Program		
Adriana Dent	Couture Culture (Melbourne exhibition)	9 000
Alice Springs Town Council	Alice Springs Public Library & Bindi Mwerre Anthurree Artists Collaborative Mural Project	25 000
Artback NT Arts Development and Touring Inc.	Community Festivals in Dialogue	25 000
Central Australian Territory Craft Inc.	Australian Ceramic Triennale Alice Springs	38 860
Darwin Community Arts Inc. (Arts Access Darwin)	ARTS ACCESS DARWIN - Participation in Meeting Place 2018, National Arts & Disability Conference, Alice Springs 24-26 September	25 000
Darwin Community Arts Inc. (Gillian Hunter)	Smoke and Mirrors	16 913
Desart Inc.	DesertMob 30	43 226
Foldback Magazine Inc.	Foldback Magazine Business Development	25 000
Incite Arts Inc.	Move Masters	24 993
Incite Arts Inc. (stArts with D Performance Ensemble)	Connect2Culture	21 650
Joel Mitchell	Marketing and Promotion - Joel Mitchell	3 522
Katherine Regional Arts Inc. (Step Out Community Access Service Inc.)	Access Arts in Katherine	24 574
Kelly-Lee Hickey	Brand and Identity Development	7 741
Nightcliff Arts, Music & Culture Inc.	Nightcliff Arts, Music & Culture Standing Strong	25 000
NT Writers Centre Inc. (Glenn Morrison)	Borderlands - NT Literary Journal Phase 1: Strategic	22 200
Total		337 679
Arts NT Strategic Initiatives		
Artback NT Arts Development and Touring Inc. (Alicia Scobie)	Tennant Creek Truths	30 000
Artback NT Arts Development and Touring Inc. (Karen Mills)	Seeing Elliott	50 000
Artback NT Arts Development and Touring Inc. (Neridah Stockley)	HERMANNSBURG and PAINT	30 000
Arts Law Centre of Australia	Arts Law Funding Agreement 2017-20	25 000
Australia Council for the Arts	Venice Biennale 2019 – Emerging Arts Professionals Program	16 000
Board of the Museum and Art Gallery of the NT	2019 Telstra National Aboriginal and Torres Strait Islander Art Awards	30 226
Brown's Mart Arts Ltd	Play Writing Fellowship	50 000

RECIPIENT	GRANT PROJECT TITLE	TOTAL\$
Brown's Mart Arts Ltd (Cj Fraser-Bell)	QUEER TERRITORY - a multi arts exploration of Darwin's Queer Arts History	25 222
Brown's Mart Arts Ltd (Johanna Bell)	An octopus, an expert and a room of storytellers	50 000
Brown's Mart Arts Ltd (Katy Moir)	A Hypothetical Darwin	30 000
Central Australian Territory Craft Inc. (Melanie Robson)	Creative in Residence: Intersections and Boundaries	25 214
Corrugated Iron Youth Arts Inc. (Sandra Thibodeaux)	2018 Portrait of a Senior Territorian (PoAST)	28 000
Darwin Aboriginal Art Fair Foundation Limited	2019 Darwin Aboriginal Art Fair	60 452
Darwin Community Arts Inc.	2019 Arts Access	26 465
Darwin Film Society Inc. T/A Deckchair Cinema	Build Up to the Wet: research and development program	50 000
Department of Communications and the Arts	Indigenous Art Code 2021-22	747
Department of Communications and the Arts	Indigenous Art Code 2020-21	747
Department of Communications and the Arts	Indigenous Art Code 2019-20	747
Desart Inc.	2019 Desert Mob	30 226
Julalikari Council Aboriginal Corporation	Arts Trail Gallery extensions, strategic development and capacity building support package	50 000
Mimi Ngurrdalingi Aboriginal Corporation	Arts Trail Gallery extensions, strategic development and capacity building support package	50 000
Music NT Inc.	National Indigenous Music Awards (NIMA) 2019	125 000
Music NT Inc.	National Indigenous Music Awards (NIMA) 2018	50 000
Music NT Inc.	Contemporary Live Music Strategy	50 000
Music NT Inc.	Kasey Chambers mentorship, co-writes and US showcase, conference and education	50 000
Music NT Inc.	Professional development program Daniel Wilfred	50 000
Ngaruwanajirri Inc.	Ngaruwanajirri Arts Centre strategic development and succession planning	100 000
Northern Centre for Contemporary Art Inc	Strategic Planning	19 388
Northern Centre For Contemporary Art Inc. (Caro Macdonald)	High Tides - a Climate Change Future in the Top End	30 000
NT Dance Company	Annual Funding	70 000
Off the Leash Inc.	Off the Leash 2016-2018 (3 Year)	25 000
Red Hot Arts Central Australia Inc.	Art, Trauma and More Art	50 000
Red Hot Arts Central Australia Inc. (Elliat Rich)	Designing mythology	50 000
The Eleanor Dark Foundation	Varuna Residential Fellowship	16 000
The University of Melbourne	Asialink Artists Residency 2017-2019	30 000
Tracey Lee Bunn	Wild Women of the North - Stories in Song 2018	9 564
West Australian Ballet Company Inc.	Aboriginal Ballet Milnijiya - Milky Way: River of Stars	20 600
Total		1 404 598
Arts Venues and Facilities		
Artback NT Arts Development and Touring Inc.	Anchor Tenant Licensee	11 667
Brown's Mart Arts Ltd	Anchor Tenant Licensee	15 000
Darwin Community Arts Inc.	Anchor Tenant Licensee	74 400
Darwin Community Arts Inc.	Anchor Tenant Licensee	31 250
Darwin Patchworkers & Quilters Inc.	Anchor Tenant Licensee	20 000
Darwin Patchworkers & Quilters Inc.	Anchor Tenant Licensee	13 000

RECIPIENT	GRANT PROJECT TITLE	TOTAL\$
Darwin Performing Arts Centre T/A Darwin Entertainment Centre	Annual Funding	580 000
Godinymayin Yijard Rivers Arts and Culture Centre	Annual Funding	500 000
Red Hot Arts Central Australia Inc.	Anchor Tenant Licensee	22 500
Total		1 267 817
Commercial Organisation Grants		
Darwin Waterfront Corporation	Darwin Waterfront Corporation	20 402 000
Northern Territory Major Events Company Pty Ltd	Northern Territory Major Events Company Pty Ltd	37 834 961
Total		58 236 961
Parks and Wildlife Community Service Obligation		
Territory Wildlife Parks	Community Service Obligation Territory Wildlife Parks	7 913 000
Total		7 913 000
Museum and Art Gallery of Northern Territory		
Board of the Museum and Art Gallery of the NT	MAGNT Annual Funding	8 411 000
Board of the Museum and Art Gallery of the NT	Touring Exhibition	180 000
Total		8 591 000
Heritage NT Grant Program		
Australian National Aviation Museum	Enhance and Promote Public Awareness of 7 Mile	14 279
Friends of the North Australian Railway at Adelaide River	Fence around elevated tank at Adelaide River	12 000
Frontier Services	Re-paint the John Flynn Memorial Church	8 800
Frontier Services	Replace Adelaide House window screens	8 610
Frontier Services	Re-paint Adelaide House	7 300
Frontier Services	Revive & repair the floor surface of the John Flynn Memorial Church	1 110
Genealogical Society of the Northern Territory Inc.	Pioneer Cemetery GPR Mapping	14 850
Kalus Family Trust	Pee Wees Conservation Works	30 000
Mimal Land Management Aboriginal Corporation	Mimal Cultural Heritage Management System	28 400
National Trust of Australia (NT)	Katherine Old Railway Station - Toilet Reconstruction	28 000
National Trust of Australia (NT)	Roadmasters House repairs and upgrade	25 000
National Trust of Australia (NT)	Alice Springs Heritage Festival 2018	6 000
National Trust of Australia (NT)	Darwin Heritage Festival 2018	6 000
Tonga Pty Ltd	Grove Hill Heritage Maintenance Project	20 000
Travel North Pty Ltd	Springvale Heritage Trees	14 200
Wayne D Morriss	Wishart Siding Fettlers Mess - restoration and conservation	27 764
Total		252 313
Heritage Other Grant		
National Trust of Australia (NT)	Operational Grant 2018	128 000
Total		128 000
Heritage NT Rates Relief Program		
Various (17 recipients)	Heritage NT Rates Relief program	46 827
Total		46 827

RECIPIENT	GRANT PROJECT TITLE	TOTAL\$
History Grants		
Alexandra Edmondson	Pine Gap Women's Peace Camp	1 250
Association of Independent Schools NT Inc.	Motivation and Leadership in the Emergence of a Non-Government Schooling Sector	7 000
Council on the Ageing (NT) Inc.	COTA's 50 Years in the Northern Territory	5 300
David Hancock Photography	Nganabbaru, Buffalo	7 000
David Price	Japaljarri's Journey	5 943
David Steinberg	Foreign Japanese pearling fleets working the Arafura Sea	3 340
Derek Pugh	19th Century Darwin - tales of our pioneers	5 500
Dr Tom Lewis	NT History Awards 2018 - USAAF Airmen	6 927
Fiona Shanahan	Heritage of the Air in the Northern Territory	5 015
Peter Mumme	Australian Indigenous oral histories, stories, song-lines	6 500
Women That Work	Mapping Massacres	2 950
Total		56 725
Public Library Funding		
Alice Springs Town Council	Library Operational Grant 2018-19	635 314
Alyangula Area School Council	Library Operational Grant 2018-19	23 302
Barkly Regional Council	Library Operational Grant 2018-19	190 315
Central Desert Shire Council	Library Operational Grant 2018-19	109 068
City of Darwin	Library Operational Grant 2018-19	1 478 588
City of Palmerston	Library Operational Grant 2018-19	609 200
Coomalie Community Government Council	Library Operational Grant 2018-19	49 243
East Arnhem Regional Council	Library Operational Grant 2018-19	342 863
Katherine Town Council	Library Operational Grant 2018-19	369 866
Litchfield Council	Library Operational Grant 2018-19	225 023
Macdonnell Shire Council	Library Operational Grant 2018-19	93 448
Roper Gulf Regional Council	Library Operational Grant 2018-19	164 071
Tiwi Islands Shire Council	Library Operational Grant 2018-19	94 002
Victoria Daly Shire Council	Library Operational Grant 2018-19	42 544
West Arnhem Regional Council	Library Operational Grant 2018-19	128 907
West Daly Regional Council	Library Operational Grant 2018-19	100 750
Total		4 656 504
Parks and Wildlife Grants		
Olive Pink Botanic Garden	Alice Springs Botanic Gardens	204 250
Northern Land Council	Joint Management Funding	124 848
Central Land Council	Joint Management Funding	120 000
Greening Australia Northern Territory	Land for Wildlife	100 000
Low Ecological Services	Land for Wildlife	50 000
Wildcare Inc.	Wildlife Grants	25 531
Wildcare Alice Springs Inc.	Wildlife Grants	15 000
Total		639 629
Screen Territory Attachments, Internships and Mentorships		
360 Degree Films Pty Ltd	Attachment Delicious Darwin - Biddy O'Loughlin	5 000
360 Degree Films Pty Ltd	Attachment Delicious Darwin - Helen Browning	5 000

RECIPIENT	GRANT PROJECT TITLE	TOTAL\$
360 Degree Films Pty Ltd	Attachment Delicious Darwin - Jack MacMillan	5 000
360 Degree Films Pty Ltd	Night Patrol Director's Attachment	5 000
360 Degree Films Pty Ltd	Night Patrol Producer's Attachment	5 000
Brigid O'Loughlin	Mentorship with Steph Lady	5 000
Emerald Films Pty Ltd	Project Planet (previously My Sustainable School Rules)	10 000
High Ground Pictures Pty Ltd	High Ground - Finn Williams	5 000
High Ground Pictures Pty Ltd	High Ground - Jason Di Santis	5 000
Philip Tarl Denson	Imagine Impact	4 500
Ten 4 Media	Gun Ringer Attachment 1	5 000
Total		59 500
Screen Territory Audience Development		
Creative Accomplice Pty Ltd	NT Travelling Film Festival	20 000
Darwin Film Society Inc T/A Deckchair Cinema	DIFF 2019 - the 10th Darwin International Film Festival	20 000
Flickerfest Pty Ltd	Flickerfest 2019 NT Tour	5 000
Sydney Film Festival	Travelling Film Festival Northern Territory 2019	6 500
Total		51 500
Screen Territory Screen Territory Enterprise Grant Funding		
360 Degree Films Pty Ltd	360 Degree Films Pty Ltd Business Generate Grant	70 821
Alexandra Kelly	Echotango Development	70 821
Chili Films Pty Ltd	Chili Films Generate Enterprise	70 821
Exposure Productions	Exposure Productions Generate	70 821
Paw Productions Pty Ltd	PAW Productions Business Expansion	70 821
Ten 4 Media	The growth of Ten4 Media; a Territory owned production house	70 821
Total		424 926
Screen Territory Industry Development Partnerships		
Darwin Film Society Inc T/A Deckchair Cinema	DIFF - NT Screen Summit 2019	15 000
Indigenous Community Television Limited	ICTV Screen Summit & Festival	15 000
Total		30 000
Screen Territory Production Funding		
360 Degree Films Pty Ltd	Night Patrol	52 500
Brindle Films Pty Ltd	Mums Can, Dads Can	72 500
Brindle Films Pty Ltd	Uluru and the Magician	69 073
Delicious Darwin Productions Pty Ltd	Delicious Darwin	198 002
Ronde Pty Ltd	Gun Ringer	3 000
Sandover Films Pty Ltd	Utopia Generations	52 500
Since1788 Productions Pty Ltd	Robbie Hood	45 000
Ten 4 Media	Gun Ringer 8x60	80 000
Wild Things Documentary Pty Ltd	Wild Things	80 000
Total		652 575
Screen Territory Story Development Funding		
360 Degree Films Pty Ltd	Wild Things	20 000
Alexandra Edmondson	Seven	5 000
Alexandra Edmondson	Tropo	5 000

RECIPIENT	GRANT PROJECT TITLE	TOTAL\$
Alexandra Edmondson	See You Next Tuesday	5 000
Amelia Pereira Lurdes	Clandestina	15 000
Brigid O'Loughlin	Funny Rabbit	5 000
Brindle Films Pty Ltd	Occupation: Native - the Series	20 000
Brindle Films Pty Ltd	Uluru & the Magician	20 000
Brindle Films Pty Ltd	Walk-ins	20 000
Brindle Films Pty Ltd	Maverix Scripts 2019	20 000
Brindle Films Pty Ltd	A Town Called Alice	10 000
Brindle Films Pty Ltd	Footy Dreams	10 000
Brindle Films Pty Ltd	Bush Mob and Brumbies	5 000
Butchers Paper Workshop	Base 8	5 000
Caama Productions Pty Ltd	Copping it Black - 2nd Phase Writing Development	20 000
Chili Films Pty Ltd	White Man You Are Surrounded	10 000
Christopher John Tangey T/A Alice Springs Film & Television	Don't say you've gone	5 000
Courtney Collins	Shady Ladeez - a web series	5 000
Darrel S Trueman	Outback Wildlife Vets: reel for USA kids' TV	8 200
Exposure Productions	The Great Air Race	10 000
Helen Browning	Pagans Down Under 2019	5 000
Helen Browning	PDU Time Critical June/July 2019	5 000
Jane Hampson	White Mango	5 000
Naina Sen	Recipes my grandmother gave me	5 000
Nathaniel Putu Kelly	The Frackpocalypse - Script Development	5 000
Nora & R.D. Productions	The Park	12 000
Nora & R.D. Productions	Outback Heroes	8 000
Pendulum Productions Australia Pty Ltd	The Long Punt	5 000
Philip James O'Brien	The Boat with no Name	5 000
Sandra Thibodeaux	The Age of Bones	5 000
Steph Lady	The Longest Walk	5 000
Tamarind Tree Pictures Pty Ltd	Barrumbi Kids 15 x 30min Children's Drama Series	20 000
Thomas Lawrence	Gun Ringer	20 000
Undergrowth Pty Ltd	ELEMENTAL documetary series - early development	10 000
Undergrowth Pty Ltd	SPUN: True Stories - animated web series - Early Development	10 000
Warlpiri Media Association Inc.	Miss Pink	20 000
Total		368 200
Screen Territory Strategic Industry Development Initiatives		
Since1788 Productions Pty Ltd	Robbie Hood Production Assistant Attachment	4 599
Total		4 599
Screen Territory Bob Plasto Screen Award		
Andrew Hyde	Bob Plasto Award	10 000
Total		10 000
Screen Territory Travel Funding		
360 Degree Films Pty Ltd	360 Degree Films - MIFF 37 South Travel Grant	2 000
360 Degree Films Pty Ltd	Travel Grant AIDC	2 000

RECIPIENT	GRANT PROJECT TITLE	TOTAL\$
360 Degree Films Pty Ltd	Travel Grant WCSFP	2 000
Alexandra Kelly	Island of the Hungry Ghosts AU Festivals	700
Brindle Films Pty Ltd	AIDC Travel application	4 000
Brindle Films Pty Ltd	Brindle Travel to SPA 2018	4 000
Brindle Films Pty Ltd	DIFF	4 000
Brindle Films Pty Ltd	Attend Dame Changer Screen Tank	2 000
Caama Productions Pty Ltd	Screen Forever Travel N.Lee	2 000
Carolyn Macdonald	Australian International Documentary Conference Travel Assistance	2 000
Chili Films Pty Ltd	Attend AIDC 2019	2 000
Chili Films Pty Ltd	Attend Dame Changer Screen Tank	2 000
Exposure Productions	World Congress 2018	2 000
Global Headquarters	Intermediate Visual Effects and Motion Graphics with After Effects Course	2 000
Helen Browning	AIDC 2019	2 000
Jane Hampson	Application for Travel Grant: Screen Forever	2 000
Jeremy Conlon	B-CSC Winter Masterclass 2019: the Art of Field Recording	2 000
Kids Film Pty Ltd	In My Blood it Runs	5 000
Maya Newell	In My Blood It Runs (formerly KIDS)	2 000
Nora & R.D. Productions	One To Watch - SPAA	2 000
Nora & R.D. Productions	AIDC 2019 - B May	2 000
Nora & R.D. Productions	World Congress of Science & Factual Producers	2 000
Stacey Peckham	The Festival of Remote Australian Indigenous Moving Image (FRAIM) 2019	2 000
Tamarind Tree Pictures Pty Ltd	Travel Grant to attend AIDC 2019	2 000
Weave Films Pty Ltd	AIDC 2019	2 000
Total		57 700
Sport and Recreation Active Recreation Organisations		
Alice Springs Youth and Community Centre Inc.	Annual Funding	120 000
Australian Red Cross Society	Annual Funding	90 000
Diabetes Association of the NT Inc. T/A Healthy Living NT	Annual Funding	120 000
Disabled Sports Association NT Inc.	Annual Funding	75 000
Girl Guides NT Inc.	Annual Funding	67 500
Hamilton Downs Youth Camp Association Inc.	Annual Funding	52 500
Riding for the Disabled in the Top End Inc.	Annual Funding	40 000
Scout Association of Australia Northern Territory Branch	Annual Funding	67 500
Tangentyere Council Aboriginal Corporation	Annual Funding	30 000
The Gap Youth and Community Centre Aboriginal Corporation	Annual Funding	60 000
The YMCA of the NT Youth & Community Services Ltd	Annual Funding	207 600
Total Recreation NT Inc.	Annual Funding	112 500
Total		1 042 600

RECIPIENT	GRANT PROJECT TITLE	TOTAL\$
Sport and Recreation Capital Grants		
City of Darwin	Urban Ovals Lighting Upgrade	4 550 000
Finke Desert Race Inc.	Finke Desert Race Facility Upgrades	500 000
Hockey NT Inc.	Marrara Hockey Centre Pitch Testing	10 500
Macdonnell Shire Council	Haasts Bluff and Papunya Remote Oval Upgrades	1 350 000
Macdonnell Shire Council	Docker River	540 000
Motorsport NT Inc.	MotorSports Grant	1 285 000
Northern Territory Cricket Association Inc.	Growing Cricket in the North - Lighting the Territory	2 900 000
Roper Gulf Regional Council	Barunga Oval Lighting upgrades	650 000
Roper Gulf Regional Council	Ngukurr Oval Lighting upgrades	400 000
Victoria Daly Shire Council	Naiyu Recreation Hall and Football Oval upgrades	500 000
Total		12 685 500
Sport and Recreation Event Grants		
AFL Northern Territory Ltd	Community Funding	675 000
Christmas in Darwin Association Inc.	Darwin Carols by Candlelight 2018	20 000
Epic Events & Marketing Pty Ltd	Top End Gran Fondo	5 000
Motorsport NT Inc.	MotorSports Grant	520 000
Northern Territory Athletics Inc.	2018 Mitchell Street Mile	125 000
Northern Territory Athletics Inc.	2018 BIMP-EAGA Friendship Games - Athletics NT	94 640
Palmerston Golf & Country Club Inc.	NTPGA Championship 2018 and 2019	150 000
Swimming Northern Territory Inc.	2018 BIMP-EAGA Friendship Games - Swimming NT	68 494
Total		1 658 134
Sport and Recreation Facility and Capital Equipment Grants		
Alice Springs Gliding Club Inc.	Solar Instalment to the Alice Springs Gliding Club	47 985
Alice Springs Shooting Complex Inc.	Facility Upgrade Alice Springs Shooting Complex	20 000
ARLC NT Limited	Warren Park equipment and furniture provision	45 211
Atyenhenge-Atherre Aboriginal Corporation	Grassing Santa Teresa Football Oval	100 000
Darwin Basketball Association Inc.	Darwin Basketball Stadium Facility Upgrade	93 902
Hockey NT Inc.	Hockey and Baseball Joint Facility feasibility study - Palmerston	47 520
Humpty Doo & Rural Area Golf Club Inc.	Facility Upgrade of the Humpty Doo Golf Club	100 000
Katherine Horse and Pony Club Inc.	Lighting Katherine Pony Club Arena	94 960
Netball NT Inc.	Territory Netball Stadium Fitout	78 000
Northern Territory Cricket Association Inc.	Irrigation Upgrade – Marrara Cricket Ground	56 000
Roper Gulf Regional Council	Roper Gulf Master Plan Ngukurr Sports and Recreation Precinct	51 600
The Darwin Sailing Club Inc.	Electronic Broadcast Equipment Darwin Sailing Club	18 250
Top End Gun Club Inc.	Instalment of safety fence at the Top End Gun Club facility	50 621
West Daly Regional Council	Capital Equipment for Nganmarriyanga (Palumpa) and Peppimenarti.	44 612
Total		848 661
Sport and Recreation Festivals		
Darwin Film Society Inc. T/A Deckchair Cinema	Darwin International Film Festival	37 500
Greek Orthodox Community of Northern Australia Incorporated	Greek Glenti 2019	240 000

RECIPIENT	GRANT PROJECT TITLE	TOTAL\$
Italian Festival Association Inc.	2019 Italian Festival	100 000
Total		377 500
Sport and Recreation Grass Roots Development		
Alice Springs Basketball Association Inc.	Development & game equipment	4 021
Alice Springs Gliding Club Inc.	Emergency Parcahute	3 533
Alice Springs Hockey Association Inc.	Hockey goals	3 760
Alice Springs Running & Walking Club Inc.	West Macs Monster Trail Ultra Marathon - essential equipment	2 462
Alice Springs Table Tennis Association Inc.	Alois Rosario: Alice Springs Table Tennis Development 2019	1 975
Alice Springs Triathlon Club Inc.	Club capacity building	2 100
Berrimah Riding Club Inc.	Equestrian Coaches Training Weekend	4 846
CDU Weightlifting Academy Inc.	CDUWA Club establishment	3 751
Darwin Parachute Club Inc.	Rel Week Skydiving Festival 2019	5 000
Darwin Powersports Inc.	Coaching course	4 515
Darwin Show Jumping Club Inc.	Show Jumping Equipment Trailer	5 000
Darwin Table Tennis Association Inc.	Attract new juniors to the club	2 240
Essington Cannons Basketball Club Inc.	Purchase equipment	2 495
Gove Junior Soccer Club Inc.	Futsal (Indoor Soccer) equipment for 2019 season	1 317
Humpty Doo Bowls Club Inc.	Safety handles to exit bowling green	1 980
Katherine Big River Hawks Inc.	BRH equipment grant	2 000
Katherine Krocs Golden Oldies Inc.	Katherine Krocs, shade structure application	4 645
Litchfield Football Club Inc.	Football nets and gazebos	1 500
Mindil Beach Surf Life Saving Club Inc.	Increase youth participation in the Mindil Beach SLSC Surf Sports program	5 000
Nhulunbuy Bicycle Motocross Club Inc.	Professional Coaching Nhulunbuy BMX Club -2018	5 000
Nightcliff Cricket Club Inc.	NCC - junior uniforms 2019	1 000
Noonamah Horse & Pony Club Inc.	NHPC Strategic planning	3 630
Northern Territory Softball Association Inc.	Gove Softball League setup	5 000
Palmerston Athletic Club Inc.	Purchase equipment	3 023
PCYC Judo Darwin Inc.	Grass Roots 2018 - club administering equipment	3 465
Pints Football Club Inc.	Sporting Equipment Transport and Storage Trailer	5 000
Rovers Cricket Club Inc.	Rovers Cricket Club Alice Springs Junior Program	3 454
RSL Works Cricket Club Inc.	Electronic Equipment	5 000
Swampdogs Rugby Union Club NT Inc.	Junior Uniforms	3 735
Territory Gymnastics Academy Inc.	Power Tumbling Class	5 000
Top End Drum Runners Inc.	Education and training	3 220
Top End Gun Club Inc.	Storage container	4 730
Top End Gun Club Inc.	Volunteer skill upgrading	2 980
Tracy Village Cricket Club Inc.	Terrific Tracy 2019	2 070
Waratah Cricket Club Inc.	Capacity development	2 340
Total		120 787
Sport and Recreation Learn to Swim Program		
Various	Learn To Swim Voucher	510 600
Total		510 600

RECIPIENT	GRANT PROJECT TITLE	TOTAL\$
Sport and Recreation NTIS Coaching Scholarship		
Anthony Doyle	Coaching scholarship	1 300
Jeremy Slee	Coaching scholarship	1 300
Kate McIntyre	Coaching scholarship	1 300
Kathryn Brak	Coaching scholarship	1 300
Leslee-Ann Reif	Coaching scholarship	1 300
Nicole Bacon	Coaching scholarship	3 500
Patricia Pereira	Coaching scholarship	1 300
Abby Cubillo	Coaching scholarship	3 500
Alicia Pegram	Coaching scholarship	1 300
Allan George Page	Coaching scholarship	1 300
Ben Shanahan	Coaching scholarship	1 300
Brodie Driscoll-Court	Coaching scholarship	1 300
Brooke Alice-Nora Peris	Coaching scholarship	3 500
Carol Louise Mackrow	Coaching scholarship	1 300
Chantrelle Julie Carey	Coaching scholarship	1 300
Chris McCormick	Coaching scholarship	1 300
Claire Lorna Mathews	Coaching scholarship	1 500
Conan Robertson	Coaching scholarship	1 300
Darcy Lawrence	Coaching scholarship	1 500
Darren Leigh Treumer	Coaching scholarship	1 300
Darren Norman Theodore-Smith	Coaching scholarship	1 300
David Gregory Mundy	Coaching scholarship	1 300
Dean White	Coaching scholarship	1 300
Dr Megan Pickering	Coaching scholarship	1 300
Esther Rika	Coaching scholarship	1 300
Glen Somerset Jarvis	Coaching scholarship	1 300
Helen Julie Davenport	Coaching scholarship	1 300
Jacquelin Swart	Coaching scholarship	1 300
Jaqueline Sloane	Coaching scholarship	1 300
Jasper Ralph Hutt	Coaching scholarship	1 500
Jeremy Thomas Hayward	Coaching scholarship	3 500
Jessie Officer Brewster	Coaching scholarship	1 300
Jonetani Kaulotu Rika	Coaching scholarship	1 300
Joseph White	Coaching scholarship	3 500
Kassim Wright	Coaching scholarship	1 300
Kathleen May Lodge	Coaching scholarship	1 300
Kelly Louise Findlay	Coaching scholarship	1 500
Kerry Thompson	Coaching scholarship	1 300
Lauren Maree Wapling	Coaching scholarship	1 300
Leanne Usher	Coaching scholarship	1 500
Louis Graham John Buntin	Coaching scholarship	1 300
Louise Michelle andrew	Coaching scholarship	1 300
Mark John Gepp	Coaching scholarship	1 300

RECIPIENT	GRANT PROJECT TITLE	TOTAL\$
Matthew Gregory Christophers	Coaching scholarship	1 300
Matthew Sharp	Coaching scholarship	1 300
Meg Clohesy	Coaching scholarship	1 300
Michael Fitzgerald	Coaching scholarship	1 300
Murali Varatharajan	Coaching scholarship	1 300
Nasir Aly Mohammad Joomun	Coaching scholarship	1 500
Nicole Kirsten Simmonds	Coaching scholarship	1 300
Nicole Thomson	Coaching scholarship	1 300
Paul Markou	Coaching scholarship	1 300
Rebecca Kate Davey	Coaching scholarship	1 300
Rhys Dowling	Coaching scholarship	3 500
Richard Nathaniel Hill	Coaching scholarship	1 300
Robert Alfred Stewart	Coaching scholarship	1 500
Robert John Holmes	Coaching scholarship	1 300
Rodney Douglas Dennis Greenwood	Coaching scholarship	1 300
Shane Nichols	Coaching scholarship	1 300
Shannon Waters	Coaching scholarship	1 300
Simon Bruce Stothers	Coaching scholarship	1 300
Steven James Raymond	Coaching scholarship	1 300
Terika Horwood	Coaching scholarship	1 300
Timothy East	Coaching scholarship	1 300
Tom O'Neill-Thorne	Coaching scholarship	5 500
Tori Louise Krikke	Coaching scholarship	1 300
Trevor John Krikke	Coaching scholarship	1 300
Urs Alex Marzohl	Coaching scholarship	1 300
Vanessa Anne Stokes	Coaching scholarship	3 500
Vincent Propsting	Coaching scholarship	650
Total		111 350
Sport and Recreation NTIS High Performance Officiating Program		
AFL Northern Territory Ltd	Development of officiating coaches	7 800
Equestrian Northern Territory Inc.	2019/20 Coach accreditation	4 000
Football Federation Northern Territory Inc.	Alice Springs Referee Instructor and Assessor Courses	4 000
Football Federation Northern Territory Inc.	Tournaments for referees	4 000
Northern Territory Cricket Association Inc.	Development of officiating coaches/educators	4 000
Northern Territory Cricket Association Inc.	Officiating Accreditation Courses	1 500
Northern Territory Rugby Union Inc.	NTRU officiating development	3 700
Northern Territory Rugby Union Inc.	Referee exchanges	2 215
Northern Territory Softball Association Inc.	NTIS officiating 2019 - Stream 1	2 000
NT BMX Association Inc.	Officiating scholarship	4 000
NT Cycling Association Inc.	CNT Commissaire ongoing experience	3 000
NT Gymnastic Association Inc.	2019 GNT Judging accreditation's	4 000
NT Netball Association Inc.	Umpire coach workshop	3 350
NT Netball Association Inc.	Bench officials Member Organisations Exchange	2 850
NT Netball Association Inc.	Umpire to interstate competition	2 600

RECIPIENT	GRANT PROJECT TITLE	TOTAL\$
NT Netball Association Inc.	Umpire Testers (Assessor) Workshop	2 490
Table Tennis NT Inc.	Umpire training for Arafura Games	3 869
Touch Football Australia Inc.	NT Titles - Referee upskilling	1 700
Total		61 074
Sport and Recreation NTIS Pathway Manager		
ARLC NT Limited	Pathway Manager	78 750
ARLC NT Limited	Pathway Manager	66 695
ARLC NT Limited	NTIS Academy Program Operational Support	30 000
Football Federation Northern Territory Inc.	NTIS Academy Program Operational Support	30 000
Hockey NT Inc.	Pathway Manager	78 750
Hockey NT Inc.	Pathway Manager	60 580
Hockey NT Inc.	NTIS Academy Program Operational Support	30 000
Hockey NT Inc.	Futures athletes training with NSWIS	5 000
Northern Territory Cricket Association Inc.	Pathway Manager	78 750
Northern Territory Cricket Association Inc.	Pathway Manager	78 750
Northern Territory Cricket Association Inc.	NTIS Academy Program Operational Support	30 000
Northern Territory Rugby Union Inc.	Pathway Manager	78 750
Northern Territory Rugby Union Inc.	NTIS Academy Program Operational Support	30 000
Northern Territory Rugby Union Inc.	Pathway Manager	27 450
NT Netball Association Inc.	Pathway Manager	78 750
NT Netball Association Inc.	Pathway Manager	62 568
NT Netball Association Inc.	NTIS Academy Program Operational Support	30 000
Triathlon NT Inc.	NTIS Academy Program Operational Support	30 000
Total		904 793
Sport and Recreation Other grants		
NT Show Council Inc.	Northern Territory Show Societies Support Program	380 000
Total		380 000
Sport and Recreation Peak Sporting Bodies		
AFL Northern Territory Ltd	National and International Competition Incentive Program - NT Thunder	200 000
AFL Northern Territory Ltd	Annual Funding	188 500
ARLC NT Ltd	Annual Funding	188 500
Australia Sports Medicine Federation Ltd	Annual Funding	105 000
Australian Bowhunters Association Inc.	Annual Funding	32 981
Australian Drug Foundation Inc.	Annual Funding	90 520
Baseball Northern Territory Inc.	Annual Funding	112 500
Basketball NT Inc.	Annual Funding	112 500
Bowls NT Inc.	Annual Funding	77 148
Boxing NT Inc.	Annual Funding	36 000
Cycling NT Inc.	Annual Funding	175 550
Equestrian Northern Territory Inc.	Annual Funding	147 700
Equestrian Northern Territory Inc.	Grow Your Sport	49 260
Football Federation Northern Territory Inc.	Annual Funding	188 500
Golf NT Inc.	Annual Funding	188 500

RECIPIENT	GRANT PROJECT TITLE	TOTAL\$
Golf NT Inc.	Grow Your Sport	67 500
Hockey NT Inc.	IT Hardware	30 498
Judo Federation of Australia NT Inc.	Annual Funding	36 000
MotorSports NT Inc.	Annual Funding	195 000
Mountain Bike Australia Ltd	Annual Funding	110 000
Netball NT Inc.	Annual Funding	188 500
Netball NT Inc.	National and International Competition Incentive Program	50 000
Northern Territory Athletics Inc.	Annual Funding	112 500
Northern Territory Athletics Inc.	Grow Your Sport	70 000
Northern Territory Badminton Association Inc.	Annual Funding	36 000
Northern Territory BMX Association Inc.	Annual Funding	147 700
Northern Territory Calisthenics Association Inc.	Annual Funding	36 000
Northern Territory Clay Target Association Inc.	Annual Funding	28 500
Northern Territory Cricket Association Inc.	Annual Funding	188 500
Northern Territory Firearms Council Inc.	Annual Funding	105 000
Northern Territory Gymnastic Association Inc.	Annual Funding	188 500
Northern Territory Gymnastic Association Inc.	Grow Your Sport	70 000
Northern Territory Polocrosse Association Inc.	Annual Funding	36 000
Northern Territory Rugby Union Inc.	Annual Funding	188 500
Northern Territory Softball Association Inc.	Annual Funding	112 500
NT Rifle Association Inc.	Annual Funding	36 000
NT Tenpin Bowling Association Inc.	Grow Your Sport	31 420
NT Weightlifting Association Inc.	Annual Funding	36 000
Pistol NT Inc.	Annual Funding	36 000
Pony Club Association of the Northern Territory Inc.	Annual Funding	36 000
Royal Life Saving (Australia) NT Branch Inc.	Annual Funding	131 250
Squash NT Inc. T/A Darwin Squash Centre	Annual Funding	112 500
Surf Life Saving Northern Territory Inc.	Annual Funding	112 500
Swimming Northern Territory Inc.	Annual Funding	112 500
Table Tennis NT Inc.	Annual Funding	36 000
Table Tennis NT Inc.	Grow Your Sport	30 288
Tennis NT Inc.	Annual Funding	188 500
Tennis NT Inc.	Grow Your Sport	70 000
The NT Tenpin Bowling Association Inc.	Annual Funding	36 000
Touch Football Australia Inc.	Annual Funding	188 500
Triathlon NT Inc.	Annual Funding	112 500
Volleyball Northern Territory Inc.	Annual Funding	36 000
Yachting Northern Territory Inc.	Annual Funding	111 700
Yachting Northern Territory Inc.	Grow Your Sport	35 345
Total		5 379 360
Sport and Recreation Quick Response		
Alice Springs Clay Target Club Inc.	Layout three traps	10 000
Annabelle Taylor	Participation in disability and special needs events (for individuals)	1 250
Carl Borsi	Eight Ball Championship 2019	1 000

RECIPIENT	GRANT PROJECT TITLE	TOTAL\$
Carolyn Joy Wood	World Field Archery Championships	1 000
Christine Rioux	2019 World Roller Games in Barcelona	4 755
Corinne Fabian	World Triathlon Championship	1 000
Golf NT Inc.	2020 Australian Girls' Amateur Championship and Interstate Teams Matches	5 000
Graeme Parsons	World Age Group Triathlon Championship 2018	1 000
Jason Hamilton	Australian representative at Triathlon World Championships	1 000
Madeleine Joy-Warde	2019 World Roller Games in Barcelona	4 755
Northern Territory Softball Association Inc.	Assistance for NT Junior Fury Softball Teams	5 000
NT Tenpin Bowling Association Inc.	NT Disability Team	26 000
NT Weightlifting Association Inc.	Australian Masters Weightlifting Championships	5 000
Sharon Vigona-Goudge	World Kickboxing Championships Juniors & Cadets in Italy 2018	1 000
Tangentyere Council Inc.	Wilurarra Tjutaku Football League	50 000
The Gap Youth and Community Centre Aboriginal Corporation	Upgrade Basketball lights	10 000
Tom O'Neill-Thorne	World Championships 2018	7 000
Total		134 760
Sport and Recreation Remote Sport Incentive Program		
Anyinginyi Health Aboriginal Corporation	Anyinginyi Health Aboriginal Corporation 2018-2019 Remote Sport Program	90 000
Barkly Regional Council	Barkly Regional Council Remote Sport 2018-2019	204 000
Barkly Regional Council	Southern Basketball Cup	13 000
Basketball NT Inc.	Belyuen Community Government Council regional and remote sporting program	80 000
Belyuen Community Government Council	Central Desert Remote Sport 2018-2019	171 203
Central Desert Shire Council	Coomalie Community 2018-2019 Remote Sport Program	45 000
Coomalie Community Government Council	East Arnhem RC Remote Sport 2018-2019	286 000
East Arnhem Regional Council	MacDonnell Regional Council Remote Sport 2018-2019	505 000
Macdonnell Shire Council	Imparja Cup 2019, 2020, 2021	100 000
NT Cricket Association Inc.	Roper Gulf Remote Sport Funding 2018-2019	245 513
The Thathangathay Foundation Inc.	Thamarrurr Youth Indigenous Corporation Remote Sport 2018-2019	128 019
Tiwi Islands Shire Council	Tiwi Islands Regional Council Remote Sports Program	72 756
Triathlon NT Inc.	Ali Curung Remote Sports Program	79 700
Victoria Daly Shire Council	Victoria Daly Regional Council Remote Sport 2018-2019	154 000
Wagait Shire Council	Wagait Shire Council Remote Sport 2018-2019	21 000
Warlpiri Youth Development Aboriginal Corporation	Warlpiri Youth Development 2018-2019 Remote Sport Program	41 000
West Arnhem Regional Council	West Arnhem Regional Council	168 756
Total		2 404 947
Sport and Recreation Sport Voucher Scheme		
Various	Sport Voucher Urban	3 367 128
Various	Sport Voucher Remote	2 233 815
Royal Life Saving Society Australia NT Branch Inc.	Annual Funding	396 000
Total		5 996 943

RECIPIENT	GRANT PROJECT TITLE	TOTAL\$
Strategic Services Strategic Project Grants		
Nganampa Development Corporation Ltd	Development of the National Indigenous Cultural Centre Project Business Case Report.	157 623
Total		157 623
Tourism NT Business Events Funding Program		
Various (24 recipients)	Tourism NT Business Events Funding	420 364
Total		420 364
Tourism NT China Ready		
Adventure Rentals	Tourism NT Welcome China Program	1 818
Arnhem Land Coastal Camp Pty Ltd	Tourism NT Welcome China Program	1 818
Cathy's Place	Tourism NT Welcome China Program	2 000
China Ready & Accredited Pty Ltd	Tourism NT Welcome China Program	62 950
China Ready & Accredited Pty Ltd	Tourism NT Welcome China Program	867
City Savvy App Pty Ltd	Tourism NT Welcome China Program	4 545
Darwin City Hotel	Tourism NT Welcome China Program	1 000
Darwin Convention Centre	Tourism NT Welcome China Program	1 818
Darwin Harbour Fishing Charters	Tourism NT Welcome China Program	1 818
Darwin Ski Club	Tourism NT Welcome China Program	1 818
Fun Supply	Tourism NT Welcome China Program	1 818
Gpt Property Management Pty Ltd	Tourism NT Welcome China Program	4 545
Groote Eylandt Lodge Pty Ltd	Tourism NT Welcome China Program	1 818
House of Fulton Jewellery	Tourism NT Welcome China Program	1 818
Labelle Candles & Essential Oils	Tourism NT Welcome China Program	1 818
Learning Exchange Australia	Tourism NT Welcome China Program	3 000
Manna NT Pty Ltd	Tourism NT Welcome China Program	2 000
New Asia Pacific Travel Pty Ltd	Tourism NT Welcome China Program	4 545
Oka Teppanyaki	Tourism NT Welcome China Program	2 000
Outback Cycling Pty Ltd	Tourism NT Welcome China Program	1 910
Prostyle Hair Studio NT Pty Ltd	Tourism NT Welcome China Program	1 818
Raroya Pty Ltd	Tourism NT Welcome China Program	1 818
Readback Books & Art	Tourism NT Welcome China Program	1 545
Star Kitchen	Tourism NT Welcome China Program	1 818
Uluru Camel Tours	Tourism NT Welcome China Program	2 000
Unique Minibus Services Pty Ltd	Tourism NT Welcome China Program	1 818
Yiyuan Acu therapy	Tourism NT Welcome China Program	2 000
Total		118 545
Tourism NT Other		
BetEasy Pty Ltd	Million Dollar Fish Season 4	590 000
Katherine Outback Experience	Brolga NT Tourism Award winner - Visitor Experience Award	18 182
Karrke Pty Ltd	Brolga NT Tourism Award winner - Emerging NT Aboriginal Tourism Award	4 545
The Darwin History and Wartime Experience	Brolga NT Tourism Award winner - Business Growth Award	4 545
Various	Tourism Cooperative Marketing	10 126 134
Total		10 743 407

RECIPIENT	GRANT PROJECT TITLE	TOTAL\$
Tourism NT Regional Tourism Organisations and Visitor Information Centres		
Battery Hill Mining Centre	Regional Tourist Organisation/Visitor information centre	97 871
Katherine Town Council	Regional Tourist Organisation/Visitor information centre	297 000
Tourism Central Australia	Business Development	150 000
Tourism Central Australia	Regional Tourist Organisation/Visitor information centre	825 000
Tourism Top End	Regional Tourist Organisation/Visitor information centre	825 000
Tourism Top End	Business Development	150 000
Total		2 344 871
Tourism NT Visitor Experience Enhancement Program		
Airborne Solutions	Visitor Experience Enhancement program	25 000
Alice Central Backpackers Pty Ltd T/A Alice Motor Inn	Visitor Experience Enhancement program	5 000
Alice on Todd	Visitor Experience Enhancement program	50 000
Alice Springs Reptile Centre Pty Ltd	Visitor Experience Enhancement program	21 185
Arnhem Land Coastal Camp Pty Ltd	Visitor Experience Enhancement program	36 208
Ausmobar Pty Ltd	Visitor Experience Enhancement program	50 000
Aviation Historical Society of NT	Visitor Experience Enhancement program	21 725
Banyan Tree Caravan Park	Visitor Experience Enhancement program	8 880
Beagle Motor Inn	Visitor Experience Enhancement program	25 000
Berry Springs Tavern	Visitor Experience Enhancement program	25 000
Char Restaurant	Visitor Experience Enhancement program	50 000
Chow	Visitor Experience Enhancement program	10 000
Daly Waters Pub	Visitor Experience Enhancement program	50 000
Darwin Central Hotel Pty Ltd	Visitor Experience Enhancement program	45 000
Darwin Military Museum	Visitor Experience Enhancement program	6 600
Discovery Holiday Parks Darwin	Visitor Experience Enhancement program	25 000
Emu Run Experience	Visitor Experience Enhancement program	10 000
Eva's Cafe	Visitor Experience Enhancement program	40 193
Finke River Adventures	Visitor Experience Enhancement program	12 705
Halikos Hospitality Pty Ltd	Visitor Experience Enhancement program	50 000
Hayes Creek Wayside Inn	Visitor Experience Enhancement program	25 000
Hidden Valley Holiday Park	Visitor Experience Enhancement program	25 000
Humbug Fishing Pty Ltd	Visitor Experience Enhancement program	19 992
Jump Inn Alice Budget Accommodation	Visitor Experience Enhancement program	50 000
Katherine Coaches Pty Ltd	Visitor Experience Enhancement program	12 725
Katherine School of the Air Council	Visitor Experience Enhancement program	9 018
Knotts Crossing Resort	Visitor Experience Enhancement program	25 000
Litchfield Safari Camp	Visitor Experience Enhancement program	5 000
Little Roper Stockcamp	Visitor Experience Enhancement program	9 091
Manbulloo Homestead Caravan Park	Visitor Experience Enhancement program	25 000
Mary River Houseboats	Visitor Experience Enhancement program	45 455
Mercure Alice Springs Resort	Visitor Experience Enhancement program	40 260
Moyne Fishing Enterprises Pty Ltd	Visitor Experience Enhancement program	20 000
National Pioneer Women's Hall of Fame	Visitor Experience Enhancement program	8 636

RECIPIENT	GRANT PROJECT TITLE	TOTAL\$
NT Bird Specialists	Visitor Experience Enhancement program	8 654
Oceanview Developments Pty Ltd	Visitor Experience Enhancement program	10 000
One Mile Brewery (NT) Pty Ltd	Visitor Experience Enhancement program	50 000
Outback Elite Tours	Visitor Experience Enhancement program	9 568
Outback Spirit	Visitor Experience Enhancement program	50 000
Outer Edge Photography Pty Ltd	Visitor Experience Enhancement program	5 000
Point Stuart Wilderness Lodge	Visitor Experience Enhancement program	5 000
Reidy Investments Pty Ltd	Visitor Experience Enhancement program	30 000
Royal Flying Doctor Services of Australia Central Operation	Visitor Experience Enhancement program	50 000
Salty Plum Pty Ltd T/A Yots Cafe	Visitor Experience Enhancement program	30 000
Savannah Way Motel	Visitor Experience Enhancement program	30 000
Sea Darwin Pty Ltd	Visitor Experience Enhancement program	50 000
Snapper Rocks Bar & Kitchen	Visitor Experience Enhancement program	50 000
Tailor Tours Pty Ltd T/A Tailormade Tours	Visitor Experience Enhancement program	8 275
Territory Expeditions	Visitor Experience Enhancement program	10 000
Territory Guided Fishing	Visitor Experience Enhancement program	8 000
The Cavenagh Hotel	Visitor Experience Enhancement program	26 635
The Finch Cafe	Visitor Experience Enhancement program	5 000
Tiwi Island Retreat Pty Ltd	Visitor Experience Enhancement program	50 000
Top End Mountain Bike Tours	Visitor Experience Enhancement program	50 000
Travel North Pty Ltd	Visitor Experience Enhancement program	50 000
Voyages Indigenous Tourism Pty Ltd	Visitor Experience Enhancement program	30 000
Walking Country Pty Ltd	Visitor Experience Enhancement program	50 000
Wharf one Food & Wine	Visitor Experience Enhancement program	33 000
Wildman Wilderness Resort Pty Ltd	Visitor Experience Enhancement program	9 950
Winmarti Tours	Visitor Experience Enhancement program	20 000
Total		1 616 756
Total		140 834 062

APPENDIX B:

GRANTS OVER \$500 000

Summary of grants over \$500 000 paid to recipients in last three years

GRANT	AMOUNT PAID 2016-17	AMOUNT PAID 2017-18	AMOUNT PAID 2018-19
Northern Territory Major Events Company Pty Ltd	\$18 693 000	\$16 236 000	\$37 834 961
Darwin Waterfront Corporation	\$19 609 000	\$20 777 000	\$20 402 000
Board of the Museum and Art Gallery of the Northern Territory	\$7 822 000	\$8 941 226	\$8 591 000
Territory Wildlife Parks	\$7 824 000	\$9 174 000	\$7 913 000
Barkly Regional Council	\$419 473	\$9 987 998	\$506 884
City of Darwin	\$1 477 200	\$2 941 051	\$6 028 588
Alice Springs Town Council	\$900 967	\$7 408 030	\$665 314
Katherine Town Council	\$741 682	\$6 950 617	\$734 688
Motorsport NT Inc.	\$1 945 000	\$2 000 000	\$2 000 000
East Arnhem Regional Council	\$730 312	\$3 352 218	\$867 363
Australian Football League (AFL Northern Territory)	\$1 895 000	\$2 125 000	\$675 000
MacDonnell Shire Council	\$627 255	\$564 100	\$2 083 448
Northern Territory Cricket Association Inc.	-	-	\$2 900 000
The Darwin Festival Limited	\$1 300 000	\$1 018 750	\$500 000
Darwin Festival Association Inc.	\$500 000	-	-
Roper Gulf Regional Council	\$482 183	\$967 133	\$1 265 671
Darwin Performing Arts Centre T/A Darwin Entertainment Centre	\$593 775	\$1 449 133	\$580 000
Tourism Top End	\$806 925	\$819 209	\$825 000
Tourism Central Australia	\$776 475	\$788 122	\$825 000
Litchfield Council	-	\$2 000 000	\$225 023
Brown's Mart Arts Ltd	\$490 584	\$972 228	\$735 213
Parramatta National Rugby League Club Ltd	\$1 000 000	\$1 050 000	-
Hockey NT Inc.	\$198 800	\$1 586 000	\$262 848
The Royal Agricultural Society of the Northern Territory Inc.	\$2 000 000	-	-
City of Palmerston	\$570 612	\$581 756	\$609 200
BetEasy Pty Ltd	\$575 000	\$575 000	\$590 000
West Arnhem Regional Council	\$410 005	\$902 900	\$297 663
Victoria Daly Shire Council	\$191 787	\$712 525	\$696 544
Godinymayin Yijard Rivers Arts and Culture Centre	\$511 875	\$509 598	\$500 000
Darwin Golf Club Inc.	\$700 000	\$700 000	-
Tennis NT	\$186 000	\$744 735	\$258 500
Cricket Australia	\$150 000	\$625 000	-
Central Australian Drag Racing Association Inc.	\$50 000	\$650 000	-
Department of Infrastructure Planning and Logistics on behalf of Hermannsburg Historical Society	-	\$500 000	-
Finke Desert Race Inc.	-	-	\$500 000
Total	\$74 178 910	\$107 609 329	\$99 872 908

APPENDIX C: CONTACTS

Darwin

Telephone: 08 8988 8188

Executive

Level 8, Charles Darwin Centre
19 Smith Street Mall, Darwin NT 0800
GPO Box 1448, Darwin NT 0801
Telephone: 08 8999 6576

Wildlife Operations

564 Vanderlin Drive, Berrimah NT 0828
PO Box 1148, Darwin NT 0801
Telephone: 08 8995 5008
Email: wildlife.management@nt.gov.au

Tourism and Events

Level 8, Charles Darwin Centre
19 Smith Street Mall, Darwin NT 0800
GPO Box 1155, Darwin NT 0801
Telephone: 08 8999 3900
Email: generalservices.tourismnt@nt.gov.au

Arts NT and Screen Territory

First floor, 9 Cavenagh Street, Darwin NT 0800
PO Box 1448, Darwin NT 0801
Arts telephone: 08 8999 8981 or free call 1800 678 237
Email: arts.office@nt.gov.au
Screen telephone: 08 8999 6302
Email: screen.territory@nt.gov.au

Strategic and Organisational Alignment

Level 8, Charles Darwin Centre
19 Smith Street Mall, Darwin NT 0800
GPO Box 1448, Darwin NT 0801
Telephone: 08 8999 6576

Marrara Indoor Stadium

10 Abala Road, Marrara NT 0812
Telephone: 08 8922 6888
Email: mis@nt.gov.au

Strategic Services

Level 1, Arnhemica House
16 Parap Road, Parap NT 0820
GPO Box 1448, Darwin NT 0801
Telephone: 08 8999 3806

Northern Territory Institute of Sport

Level 1, Arafura Stadium, Marrara Sporting Complex
Abala Road, Marrara NT 0812
Telephone: 08 8922 6811

Parks, Wildlife and Heritage

Level 1 JHV2, Jape Homemaker Village
356 Bagot Road, Millner NT 0810
PO Box 1448, Darwin NT 0801
Telephone: 08 8999 4555
Email: ParkManagement.Pwcnt@nt.gov.au
Opening hours: 8am – 4.21pm (Mon–Fri)

Hidden Valley Motor Sports Complex

171 Hidden Valley Road, Berrimah NT 0828
Telephone: 08 8922 6835
Email: hvr@nt.gov.au

Community Participation, Sport and The Arts

Level 1 JHV2, Jape Homemaker Village
365 Bagot Road, Millner NT 0810
GPO Box 1448, Darwin NT 0801
Free call: 1800 045 678
Telephone: 08 8982 2358
Email: DTSC.ExecutiveSportArt@nt.gov.au

Northern Territory Library

Parliament House, Darwin NT 0800
GPO Box 42, Darwin NT 0801
Telephone: 08 8999 7177
Email: ntl.info@nt.gov.au

Northern Territory Archives Service

Kelsey Crescent, Millner NT 0810
PO Box 1347, Nightcliff NT 0814
Telephone: 08 8924 7677
Email: ntac@nt.gov.au

Territory Wildlife Park

Cox Peninsula Road, Berry Springs NT 0838
PO Box 445, Berry Springs NT 0838
Telephone: 08 8988 7200
Email: twp@nt.gov.au
Web: www.territorywildlifepark.com.au
Opening hours: Office: 8am – 4.21pm (Mon–Fri)
Park: 8.30am – 6pm (7 days)

George Brown Darwin Botanic Gardens

Geranium Street, The Gardens, Darwin NT 0800
PO Box 1148, Darwin NT 0801
Telephone: 08 8999 4418
Email: botgardens.darwin@nt.gov.au
Opening hours: Office: 8am – 4.21pm (Mon–Fri)
Park: 7am – 7pm (7 days)

Window on the Wetlands

Beatrice Hill, Arnhem Highway NT 0822
PO Box 1148, Darwin NT 0801

Heritage Branch

First Floor, 9 Cavenagh Street, Darwin NT 0800

PO Box 1148, Darwin NT 0801
 Telephone: 08 8999 5039
 Email: heritage.branch@nt.gov.au
 Opening hours: 8am – 4.21pm (Mon–Fri)

Darwin Waterfront Corporation

7 Kitchener Drive, Darwin Waterfront Precinct NT 0800
 GPO Box 1449, Darwin NT 0801
 Telephone: 08 8999 5155
 Email: darwinwaterfront@nt.gov.au

Freedom of Information requests

GPO Box 1448, Darwin NT 0801
 Email: dtsc.foi@nt.gov.au

Northern Territory Major Events Corporation

16 Bennett Street, Darwin NT 0800
 GPO Box 3333, Darwin NT 0801
 Telephone: 08 8999 5256
 Email: major.events@nt.gov.au

Katherine

Parks, Wildlife and Heritage

32 Giles Street, Katherine NT 0850
 PO Box 344, Katherine NT 0851
 Telephone: 08 8973 8888

Opening hours: 8am – 4.21pm (Mon–Fri)

Screen Territory

32 Giles Street, Katherine NT 0850
 PO Box 344, Katherine NT 0851
 Telephone: 08 8973 8892

Tennant Creek – Ranger Station

Parks, Wildlife and Heritage

Leichardt Street, Tennant Creek NT 0860
 PO Box 394, Tennant Creek NT 0861
 Telephone: 08 8962 4499

Opening hours: 8am – 4.21pm (Mon–Fri)

Parks, Wildlife and Heritage

Tom Hare Building, South Stuart Highway, Alice Springs NT 0870
 PO Box 1120, Alice Springs NT 0871
 Telephone: 08 8951 8250

Opening hours: 8am – 4.21pm (Mon–Fri)

Alice Springs Masters Games office

Suite 1 / 44 Bath Street, Anangu House, Alice Springs NT 0870
 PO Box 1095, Alice Springs NT 0871
 Free call: 1800 658 951
 Email: info@alicespringsmastersgames.com.au

Araluen Cultural Precinct

61 Larapinta Drive, Alice Springs NT 0870
 PO Box 3521, Alice Springs NT 0871
 Telephone: 08 8951 1128
 Email: araluen@nt.gov.au

Northern Territory Archives Service and Northern Territory Library

55 Hartley Street, Alice Springs NT 0870
 PO Box 8225, Alice Springs NT 0871
 Telephone: 08 8951 5669
 Email: ntac@nt.gov.au

Screen Territory

The Old Courthouse, 27 Hartley Street, Alice Springs NT 0870
 PO Box 3521, Alice Springs NT 0871
 Telephone: 08 89 996302
 Email: screen.territory@nt.gov.au

Alice Springs Desert Park

Larapinta Drive, Alice Springs NT 0870
 PO Box 1120, Alice Springs NT 0871
 Telephone: 08 8951 8788
 Email: asdp@nt.gov.au
 Web: www.alicespringsdesertpark.com.au

Opening hours: office: 8am – 4.21pm (Mon–Fri)
 Park: 7.30am – 6pm (7 days)

Alice Springs

Tourism and Events

Level 1, Alice Plaza, Cnr Todd Mall and Parsons Street, Alice Springs NT 0870
 PO Box 1120, Alice Springs NT 0871
 Telephone: 08 8951 8418
 Email: generalservices.tourismnt@nt.gov.au

Community Participation, Sport and The Arts

Suite 1 / 44 Bath Street, Anangu House, Alice Springs NT 0870
 PO Box 1095, Alice Springs NT 0871
 Telephone: 08 8951 6432



Parrtjima Festival, Alice Springs