



Live Cattle Exports via Darwin Port – APRIL 2014

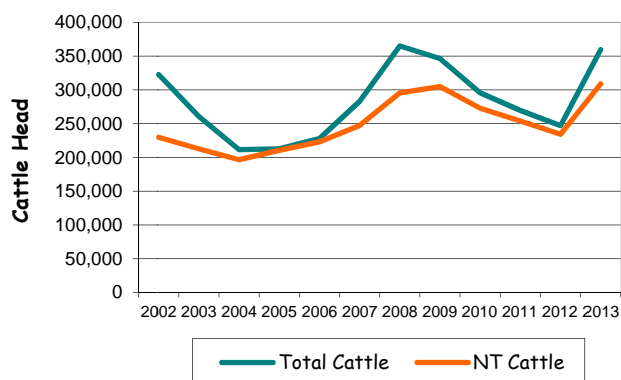
Please note that the "NT CATTLE" figures are NT cattle exported through the Port of Darwin only, some NT cattle are exported through interstate ports.

Destination	TOTAL CATTLE (including interstate)							# NT CATTLE						
	2012	2013	Last year 30/4/13	YTD 30/4/14	1-30 APR	Previous Month	Difference	2012	2013	Last year 30/4/13	YTD 30/4/14	1-30 APR	Previous Month	Difference
BRUNEI	4,639	4,043	1,054	2,078	999	0	+999	4,639	4,043	1,054	2,078	999	0	+999
INDONESIA	201,748	282,022	92,139	111,922	30,977	48,496	-17,519	189,994	243,978	80,219	67,934	14,479	39,106	-24,627
PHILIPPINES	27,324	22,403	7,946	2,173	2,173	0	+2,173	26,337	15,063	2,356	2,173	2,173	0	+2,173
SABAH	460	0	0	0	0	0	0	460	0	0	0	0	0	0
SARAWAK	0	800	0	0	0	0	0	0	800	0	0	0	0	0
W-MALAYSIA	10,018	14,952	6,382	4,696	650	3,647	-2,997	10,018	12,094	4,582	4,696	650	3,647	-2,997
VIETNAM	2,801	35,396	5,619	6,706	2,063	980	+1,083	2,801	32,806	5,619	6,706	2,063	980	+1,083
EGYPT	0	0	0	0	0	0	0	0	0	0	0	0	0	0
TOTAL	246,990	359,616	113,140	127,575	36,862	53,123	-16,261	234,249	308,784	93,830	83,587	20,364	43,733	-23,368
				+14,435										-10,243

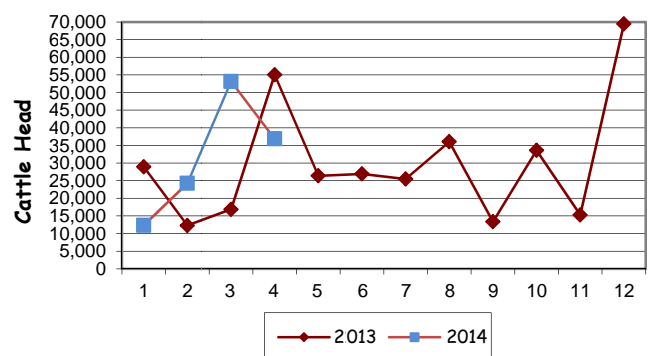
APRIL at a glance

- 36,862 head of cattle through the Port of Darwin during April, 16,261 less than March and 18,166 less than April last year.
- 2014 total cattle figures indicate 14,435 head more than last year. NT cattle 10,243 less than last year.

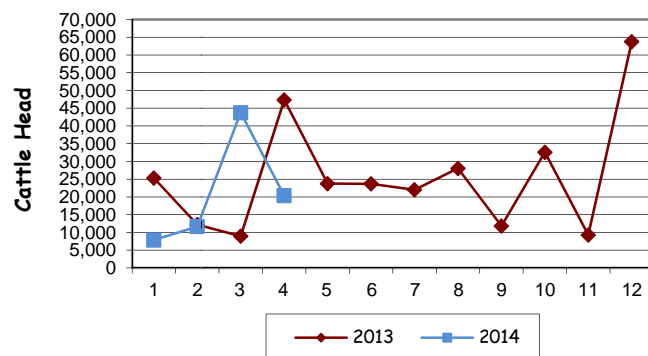
Live Cattle Exports thru the Port of Darwin (last 10 years)



TOTAL Live Cattle Exports thru Port of Darwin 2013 v 2014



NT Live Cattle Exports thru Port of Darwin 2013 v 2014



PREVIOUS 8 YEARS

Total Cattle, Port of Darwin

NT Cattle, Port of Darwin


2006	2007	2008	2009	2010	2011	2012	2013	2006	2007	2008	2009	2010	2011	2012	2013
227,648	283,046	364,944	347,314	295,605	269,617	246,990	359,616	223,407	247,281	295,539	304,818	272,749	253,797	234,249	308,784



OTHER LIVESTOCK EXPORTS VIA DARWIN PORT (includes NT and Interstate Stock)

Destination	Buffalo			Camels			Goats			Horses			Sheep			Pigs		
	2013	2014	1-30 APR	2013	2014	1-30 APR	2013	2014	1-30 APR	2013	2014	1-30 APR	2013	2014	1-30 APR	2013	2014	1-30 APR
BRUNEI	400	0	0	0	0	0	1080	0	0	0	0	0	0	0	0	0	0	0
INDONESIA	201	0	0	0	0	0	0	0	0	0	0	0	0	0	0	0	0	0
PHILIPPINES	199	0	0	0	0	0	0	0	0	0	0	0	0	0	0	0	0	0
W-MALAYSIA	0	0	0	0	0	0	0	0	0	0	0	0	0	0	0	0	0	0
SABAH	0	0	0	0	0	0	0	0	0	0	0	0	0	0	0	0	0	0
SARAWAK	0	0	0	0	0	0	0	0	0	0	0	0	0	0	0	0	0	0
VIETNAM	0	954	336	0	0	0	0	0	0	0	0	0	0	0	0	0	0	0
TOTAL	800	954	336	0	0	0	1080	0	0	0	0	0	0	0	0	0	0	0

NATIONAL CATTLE PRICES - W/E 8/5/2014

HEAVY STEER									MEDIUM STEER										
Estimated dressed weight price (cents/kg)									Estimated dressed weight price (cents/kg)										
SALEYARDS				O.T.HOOKS					SALEYARDS				O.T.HOOKS						
NSW	QLD	SA	AV (Aust)	NSW	QLD	SA	AV (Aust)	NSW	QLD	SA	AV (Aust)	NSW	QLD	SA	AV (Aust)	NSW	QLD	SA	AV (Aust)
This week	358	322	nq	351	339	318	Nq	344	This week	343	309	nq	330	331	310	Nq	338		
Last week	364	328	nq	358	339	318	Nq	338	Last week	339	320	nq	328	331	310	Nq	332		
Year ago	299	276	nq	287	313	295	nq	308	Year ago	276	260	314	275	306	288	Nq	307		
MEDIUM COW									TRADE STEER										
Estimated dressed weight price (cents/kg)									Estimated dressed weight price (cents/kg)										
SALEYARDS				O.T.HOOKS					SALEYARDS				O.T.HOOKS						
NSW	QLD	SA	AV (Aust)	NSW	QLD	SA	AV (Aust)	NSW	QLD	SA	AV (Aust)	NSW	QLD	SA	AV (Aust)	NSW	QLD	SA	AV (Aust)
This week	265	244	276	264	266	285	288	282	This week	373	323	378	369	342	330	310	326		
Last week	286	265	287	280	266	285	295	283	Last week	386	332	375	375	339	330	310	325		
Year ago	200	206	181	207	237	245	215	233	Year ago	318	282	299	311	317	305	310	316		
LIVE EXPORT QUOTES									<p>Prices courtesy of Meat & Livestock Australia</p>  <p>www.mla.com.au</p>										
Estimated live weight price (cents/kg)																			
LIGHT STEERS (260-360 kg)				LIGHT HEIFERS (260-360 kg)															
Darwin		Broome		Darwin		Broome													
This week	nq		230	nq			215												
Last week	nq		230	nq			215												
Year ago	nq		nq	nq			nq												

CURRENCY EXCHANGE RATES

Key Currencies 1AUD =	Current 13.5.2014	Previous month 1.4.2014	3 months ago 1.2.2013	1 Year ago 1.5.2013	Pre-devaluation 01.07.1997
Brunei Dollar	1.15481	1.14715	1.10745	1.25389	1.076
Indonesian Rupiah	10,776.0	10,448.2	10,629.9	9,993.71	1830
Philippine Peso	40.8769	41,3096	39.4786	42.3544	19.84
Malaysian Ringgit	3.02771	3.01567	2.92247	3.12674	1.9
Euro	0.68051	0.67239	0.64998	0.78957	N/A
US Dollar	0.93643	0.92467	.87484	1.03235	0.752
Vietnam Dong	19,677.9	19,221.1	18,248.3		

Prepared by the NT Department of Primary Industry and Fisheries

This publication contains commodity market information prepared for DPIF staff use in strategic research and extension planning. While DPIF exercise care in the compilation and preparation of this information, no responsibility is taken for its accuracy or for the completeness of any information that is reproduced from other sources. DPIF denies any loss or damage to any person whether caused directly or indirectly by the use of any of the information provided.