



Live Cattle Exports via Darwin Port – March 2014

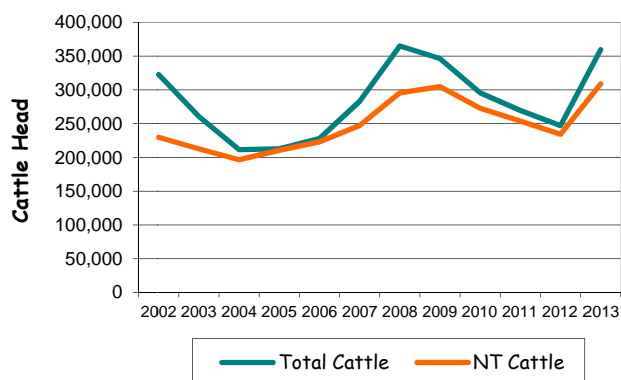
Please note that the "NT CATTLE" figures are NT cattle exported through the Port of Darwin only, some NT cattle are exported through interstate ports.

| Destination | TOTAL CATTLE (including interstate) | | | | | | | # NT CATTLE | | | | | | |
|--------------|-------------------------------------|----------------|-------------------|----------------|---------------|----------------|----------------|----------------|----------------|-------------------|---------------|---------------|----------------|----------------|
| | 2012 | 2013 | Last year 31/3/13 | YTD 31/3/14 | 1-31 MAR | Previous Month | Difference | 2012 | 2013 | Last year 31/3/13 | YTD 31/3/14 | 1-31 MAR | Previous Month | Difference |
| BRUNEI | 4,639 | 4,043 | 1,054 | 1,079 | 0 | 1,079 | -1,079 | 4,639 | 4,043 | 1,054 | 1,079 | 0 | 1,079 | -1,079 |
| INDONESIA | 201,748 | 282,022 | 40,592 | 80,945 | 48,496 | 20,526 | +27,970 | 189,994 | 243,978 | 36,352 | 53,455 | 39,106 | 7,926 | +31,180 |
| PHILIPPINES | 27,324 | 22,403 | 7,946 | 0 | 0 | 0 | 0 | 26,337 | 15,063 | 2,356 | 0 | 0 | 0 | 0 |
| SABAH | 460 | 0 | 0 | 0 | 0 | 0 | 0 | 460 | 0 | 0 | 0 | 0 | 0 | 0 |
| SARAWAK | 0 | 800 | 0 | 0 | 0 | 0 | 0 | 0 | 800 | 0 | 0 | 0 | 0 | 0 |
| W-MALAYSIA | 10,018 | 14,952 | 4,232 | 4,046 | 3,647 | 399 | +3,248 | 10,018 | 12,094 | 2,432 | 4,046 | 3,647 | 399 | +3,248 |
| VIETNAM | 2,801 | 35,396 | 4,288 | 4,643 | 980 | 2,249 | -1,268 | 2,801 | 32,806 | 4,288 | 4,643 | 980 | 2,249 | -1,268 |
| EGYPT | 0 | 0 | 0 | 0 | 0 | 0 | 0 | 0 | 0 | 0 | 0 | 0 | 0 | 0 |
| TOTAL | 246,990 | 359,616 | 58,112 | 90,713 | 53,123 | 24,253 | +28,870 | 234,249 | 308,784 | 46,482 | 63,223 | 43,733 | 11,653 | +32,080 |
| | | | | +32,601 | | | | | | | | | | +16,741 |

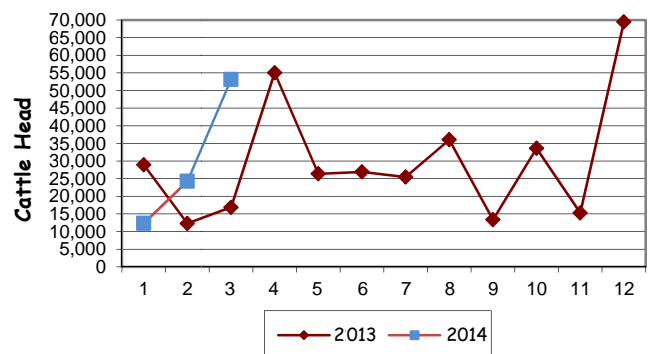
MARCH at a glance

- 53,123 head of cattle through the Port of Darwin during March, 28,870 more than February and 36,247 more than March last year.
- 2014 total cattle figures indicate 32,601 head more than last year. NT cattle 16,741 more than last year.

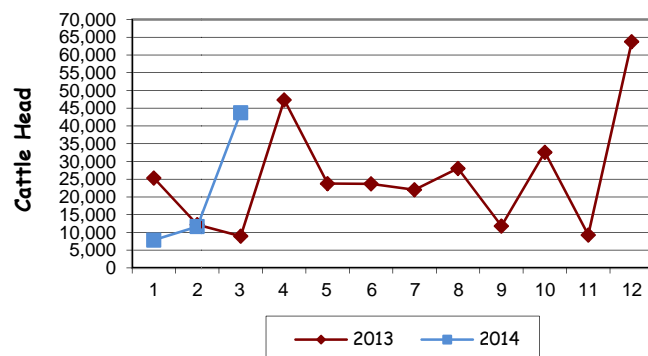
Live Cattle Exports thru the Port of Darwin (last 10 years)



TOTAL Live Cattle Exports thru Port of Darwin 2013 v 2014



NT Live Cattle Exports thru Port of Darwin 2013 v 2014



PREVIOUS 8 YEARS

Total Cattle, Port of Darwin

NT Cattle, Port of Darwin


| 2006 | 2007 | 2008 | 2009 | 2010 | 2011 | 2012 | 2013 | 2006 | 2007 | 2008 | 2009 | 2010 | 2011 | 2012 | 2013 |
|---------|---------|---------|---------|---------|---------|---------|---------|---------|---------|---------|---------|---------|---------|---------|---------|
| 227,648 | 283,046 | 364,944 | 347,314 | 295,605 | 269,617 | 246,990 | 359,616 | 223,407 | 247,281 | 295,539 | 304,818 | 272,749 | 253,797 | 234,249 | 308,784 |



OTHER LIVESTOCK EXPORTS VIA DARWIN PORT (includes NT and Interstate Stock)

| Destination | Buffalo | | | Camels | | | Goats | | | Horses | | | Sheep | | | Pigs | | |
|--------------|------------|------------|------------|----------|----------|----------|-------------|----------|----------|----------|----------|----------|----------|----------|----------|----------|----------|----------|
| | 2013 | 2014 | 1-31 MAR | 2013 | 2014 | 1-31 MAR | 2013 | 2014 | 1-31 MAR | 2013 | 2014 | 1-31 MAR | 2013 | 2014 | 1-31 MAR | 2013 | 2014 | 1-31 MAR |
| BRUNEI | 400 | 0 | 0 | 0 | 0 | 0 | 1080 | 0 | 0 | 0 | 0 | 0 | 0 | 0 | 0 | 0 | 0 | 0 |
| INDONESIA | 201 | 0 | 0 | 0 | 0 | 0 | 0 | 0 | 0 | 0 | 0 | 0 | 0 | 0 | 0 | 0 | 0 | 0 |
| PHILIPPINES | 199 | 0 | 0 | 0 | 0 | 0 | 0 | 0 | 0 | 0 | 0 | 0 | 0 | 0 | 0 | 0 | 0 | 0 |
| W-MALAYSIA | 0 | 0 | 0 | 0 | 0 | 0 | 0 | 0 | 0 | 0 | 0 | 0 | 0 | 0 | 0 | 0 | 0 | 0 |
| SABAH | 0 | 0 | 0 | 0 | 0 | 0 | 0 | 0 | 0 | 0 | 0 | 0 | 0 | 0 | 0 | 0 | 0 | 0 |
| SARAWAK | 0 | 0 | 0 | 0 | 0 | 0 | 0 | 0 | 0 | 0 | 0 | 0 | 0 | 0 | 0 | 0 | 0 | 0 |
| VIETNAM | 0 | 618 | 404 | 0 | 0 | 0 | 0 | 0 | 0 | 0 | 0 | 0 | 0 | 0 | 0 | 0 | 0 | 0 |
| TOTAL | 800 | 618 | 404 | 0 | 0 | 0 | 1080 | 0 | 0 | 0 | 0 | 0 | 0 | 0 | 0 | 0 | 0 | 0 |

NATIONAL CATTLE PRICES - W/E 28/3/2014

| HEAVY STEER | | | | | | | | | MEDIUM STEER | | | | | | | | | | |
|-------------------------------------------|-----|--------|-----------|----------------------------|-----|--------|-----------|-----|--------------------------------------------------------------------------------------------------------------------------------------------------------------------------|-----|-----------|-----|-----------|-----|-----------|-----|-----|----|-----------|
| Estimated dressed weight price (cents/kg) | | | | | | | | | Estimated dressed weight price (cents/kg) | | | | | | | | | | |
| SALEYARDS | | | | O.T.HOOKS | | | | | SALEYARDS | | | | O.T.HOOKS | | | | | | |
| NSW | QLD | SA | AV (Aust) | NSW | QLD | SA | AV (Aust) | NSW | QLD | SA | AV (Aust) | NSW | QLD | SA | AV (Aust) | NSW | QLD | SA | AV (Aust) |
| This week | 347 | 334 | 333 | 339 | 330 | 310 | Nq | 321 | This week | 325 | 291 | nq | 328 | 322 | 303 | Nq | 316 | | |
| Last week | 338 | 295 | nq | 325 | 330 | 315 | Nq | 323 | Last week | 317 | 282 | nq | 301 | 322 | 308 | Nq | 317 | | |
| Year ago | 325 | 295 | nq | 323 | 322 | 315 | nq | 313 | Year ago | 290 | 296 | 255 | 303 | 317 | 293 | Nq | 309 | | |
| MEDIUM COW | | | | | | | | | TRADE STEER | | | | | | | | | | |
| Estimated dressed weight price (cents/kg) | | | | | | | | | Estimated dressed weight price (cents/kg) | | | | | | | | | | |
| SALEYARDS | | | | O.T.HOOKS | | | | | SALEYARDS | | | | O.T.HOOKS | | | | | | |
| NSW | QLD | SA | AV (Aust) | NSW | QLD | SA | AV (Aust) | NSW | QLD | SA | AV (Aust) | NSW | QLD | SA | AV (Aust) | NSW | QLD | SA | AV (Aust) |
| This week | 261 | 256 | 263 | 267 | 256 | 278 | 255 | 263 | This week | 375 | 318 | 319 | 355 | 329 | 330 | 310 | 320 | | |
| Last week | 239 | 227 | 262 | 240 | 259 | 283 | 255 | 266 | Last week | 351 | 313 | 325 | 338 | 329 | 330 | 310 | 320 | | |
| Year ago | 239 | 251 | 212 | 246 | 264 | 275 | 215 | 246 | Year ago | 336 | 319 | 344 | 343 | 326 | 305 | 310 | 314 | | |
| LIVE EXPORT QUOTES | | | | | | | | | <p>Prices courtesy of Meat & Livestock Australia</p>  <p>www.mla.com.au</p> | | | | | | | | | | |
| Estimated live weight price (cents/kg) | | | | | | | | | | | | | | | | | | | |
| LIGHT STEERS (260-360 kg) | | | | LIGHT HEIFERS (260-360 kg) | | | | | | | | | | | | | | | |
| Darwin | | Broome | | Darwin | | Broome | | | | | | | | | | | | | |
| This week | nq | | nq | | nq | | nq | | | | | | | | | | | | |
| Last week | 230 | | nq | | 210 | | nq | | | | | | | | | | | | |
| Year ago | 165 | | nq | | nq | | nq | | | | | | | | | | | | |

CURRENCY EXCHANGE RATES

| Key Currencies 1AUD = | Current 31.3.2014 | Previous month 1.3.2014 | 3 months ago 1.1.2013 | 1 Year ago 1.4.2013 | Pre-devaluation 01.07.1997 |
|--------------------------|----------------------|----------------------------|--------------------------|------------------------|-------------------------------|
| Brunei Dollar | 1.14715 | 1.12083 | 1.10893 | 1.27192 | 1.076 |
| Indonesian Rupiah | 10,448.2 | 10,441.8 | 10,640.5 | 10,019.4 | 1830 |
| Philippine Peso | 41.3096 | 40.0701 | 40.0574 | 42.4096 | 19.84 |
| Malaysian Ringgit | 3.01567 | 2.94482 | 2.94686 | 3.15898 | 1.9 |
| Euro | 0.67239 | 0.65517 | 0.64998 | 0.81227 | N/A |
| US Dollar | 0.92467 | 0.89904 | .88040 | 1.04102 | 0.752 |
| Vietnam Dong | 19,221.1 | 18,832.9 | | | |

Prepared by the NT Department of Primary Industry and Fisheries

This publication contains commodity market information prepared for DPIF staff use in strategic research and extension planning. While DPIF exercise care in the compilation and preparation of this information, no responsibility is taken for its accuracy or for the completeness of any information that is reproduced from other sources. DPIF denies any loss or damage to any person whether caused directly or indirectly by the use of any of the information provided.