

## Live Cattle Exports via Darwin Port – MAY 2014

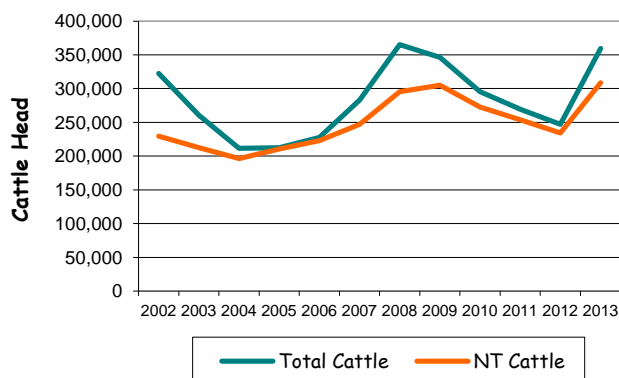
# Please note that the "NT CATTLE" figures are NT cattle exported through the Port of Darwin only, some NT cattle are exported through interstate ports.

Destination	TOTAL CATTLE (including interstate)							# NT CATTLE						
	2012	2013	Last year 31/5/13	YTD 31/5/14	1-31 MAY 2014	Previous Month	Difference	2012	2013	Last year 31/5/13	YTD 31/5/14	1-31 MAY 2014	Previous Month	Difference
BRUNEI	4,639	4,043	2,084	2,078	0	999	-999	4,639	4,043	2,084	2,078	0	999	-999
INDONESIA	201,748	282,022	108,683	145,240	33,318	30,977	+2,341	189,994	243,978	95,899	91,252	23,318	14,479	+8,839
PHILIPPINES	27,324	22,403	15,356	2,173	0	2,173	-2,173	26,337	15,063	8,016	2,173	0	2,173	-2,173
SABAH	460	0	0	0	0	0	0	460	0	0	0	0	0	0
SARAWAK	0	800	0	0	0	0	0	0	800	0	0	0	0	0
W-MALAYSIA	10,018	14,952	6,382	6,736	2,040	650	+1,390	10,018	12,094	4,582	6,736	2,040	650	+1,390
VIETNAM	2,801	35,396	7,003	13,402	6,696	2,063	+4,633	2,801	32,806	7,003	10,702	3,996	2,063	+1,933
EGYPT	0	0	0	0	0	0	0	0	0	0	0	0	0	0
<b>TOTAL</b>	<b>246,990</b>	<b>359,616</b>	<b>139,508</b>	<b>169,629</b>	<b>42,054</b>	<b>36,862</b>	<b>+5,192</b>	<b>234,249</b>	<b>308,784</b>	<b>117,584</b>	<b>112,941</b>	<b>29,354</b>	<b>20,364</b>	<b>+8,990</b>
				<b>+30,121</b>										<b>-4,643</b>

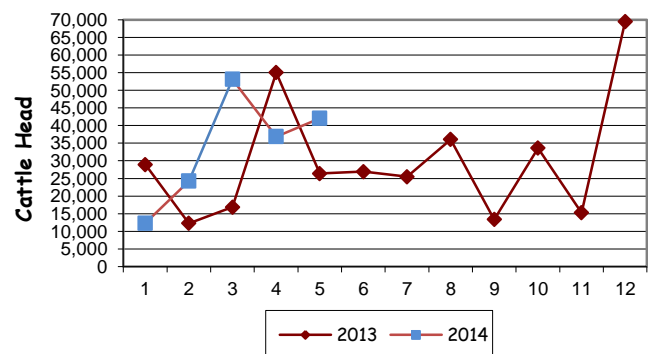
### MAY at a glance

- 42,054 head of cattle through the Port of Darwin during May, 5,192 more than April and 15,686 more than May last year.
- 2014 total cattle figures indicate 30,121 head more than last year. NT cattle 4,643 less than last year.

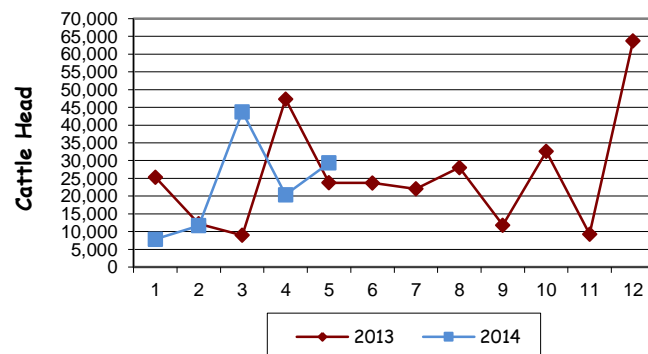
Live Cattle Exports thru the Port of Darwin (last 10 years)



TOTAL Live Cattle Exports thru Port of Darwin 2013 v 2014




NT Live Cattle Exports thru Port of Darwin 2013 v 2014



### PREVIOUS 8 YEARS


Total Cattle, Port of Darwin								NT Cattle, Port of Darwin							
2006	2007	2008	2009	2010	2011	2012	2013	2006	2007	2008	2009	2010	2011	2012	2013
227,648	283,046	364,944	347,314	295,605	269,617	246,990	359,616	223,407	247,281	295,539	304,818	272,749	253,797	234,249	308,784



## OTHER LIVESTOCK EXPORTS VIA DARWIN PORT (includes NT and Interstate Stock)

Destination	Buffalo			Camels			Goats			Horses			Sheep			Pigs		
	2013	2014	1-31 MAY	2013	2014	1-31 MAY	2013	2014	1-31 MAY	2013	2014	1-31 MAY	2013	2014	1-31 MAY	2013	2014	1-31 MAY
BRUNEI	400	0	0	0	0	0	1080	0	0	0	0	0	0	0	0	0	0	0
INDONESIA	201	0	0	0	0	0	0	0	0	0	0	0	0	0	0	0	0	0
PHILIPPINES	199	0	0	0	0	0	0	0	0	0	0	0	0	0	0	0	0	0
W-MALAYSIA	0	0	0	0	0	0	0	0	0	0	0	0	0	0	0	0	0	0
SABAH	0	0	0	0	0	0	0	0	0	0	0	0	0	0	0	0	0	0
SARAWAK	0	0	0	0	0	0	0	0	0	0	0	0	0	0	0	0	0	0
VIETNAM	0	1,821	867	0	0	0	0	0	0	0	0	0	0	0	0	0	0	0
<b>TOTAL</b>	<b>800</b>	<b>1,821</b>	<b>867</b>	<b>0</b>	<b>0</b>	<b>0</b>	<b>1080</b>	<b>0</b>	<b>0</b>	<b>0</b>	<b>0</b>	<b>0</b>	<b>0</b>	<b>0</b>	<b>0</b>	<b>0</b>	<b>0</b>	<b>0</b>

## NATIONAL CATTLE PRICES - W/E 29/5/2014

HEAVY STEER									MEDIUM STEER										
Estimated dressed weight price (cents/kg)									Estimated dressed weight price (cents/kg)										
SALEYARDS				O.T.HOOKS					SALEYARDS				O.T.HOOKS						
NSW	QLD	SA	AV (Aust)	NSW	QLD	SA	AV (Aust)	NSW	QLD	SA	AV (Aust)	NSW	QLD	SA	AV (Aust)	NSW	QLD	SA	AV (Aust)
This week	365	281	370	351	337	310	Nq	341	This week	310	288	380	306	329	303	Nq	336		
Last week	364	298	nq	352	337	313	Nq	341	Last week	333	289	353	315	329	305	Nq	336		
Year ago	326	283	nq	319	302	293	nq	305	Year ago	289	270	nq	283	294	283	Nq	303		
MEDIUM COW									TRADE STEER										
Estimated dressed weight price (cents/kg)									Estimated dressed weight price (cents/kg)										
SALEYARDS				O.T.HOOKS					SALEYARDS				O.T.HOOKS						
NSW	QLD	SA	AV (Aust)	NSW	QLD	SA	AV (Aust)	NSW	QLD	SA	AV (Aust)	NSW	QLD	SA	AV (Aust)	NSW	QLD	SA	AV (Aust)
This week	250	223	251	247	264	280	270	275	This week	370	309	353	366	342	333	310	326		
Last week	247	235	253	251	264	283	270	276	Last week	364	333	374	369	342	335	310	327		
Year ago	204	215	234	211	224	243	215	229	Year ago	344	283	321	318	303	305	310	315		
LIVE EXPORT QUOTES									<p>Prices courtesy of Meat &amp; Livestock Australia</p>  <p>www.mla.com.au</p>										
Estimated <b>live</b> weight price (cents/kg)																			
LIGHT STEERS (260-360 kg)				LIGHT HEIFERS (260-360 kg)															
Darwin		Broome		Darwin		Broome													
This week	nq	nq	nq	nq	nq	nq	nq	nq											
Last week	nq	nq	nq	nq	nq	nq	nq	nq											
Year ago	150	nq	nq	nq	nq	nq	nq	nq											

## CURRENCY EXCHANGE RATES

Key Currencies 1AUD =	Current 3.6.2014	Previous month 1.5.2014	3 months ago 1.3.2013	1 Year ago 1.6.2013	Pre-devaluation 01.07.1997
Brunei Dollar	1.14411	1.15481	1.12083	1.18785	1.076
Indonesian Rupiah	10,897.2	10,776.0	10,441.8	9,330.70	1830
Philippine Peso	40.6007	40.8769	40.0701	39.7728	19.84
Malaysian Ringgit	2.98918	3.02771	2.94482	2.90393	1.9
Euro	0.68034	0.68051	0.65517	0.73587	N/A
US Dollar	0.92626	0.93643	.89904	.95640	0.752
Vietnam Dong	19,433.5	19,677.9	18,832.9		

Prepared by the NT Department of Primary Industry and Fisheries

This publication contains commodity market information prepared for DPIF staff use in strategic research and extension planning. While DPIF exercise care in the compilation and preparation of this information, no responsibility is taken for its accuracy or for the completeness of any information that is reproduced from other sources. DPIF denies any loss or damage to any person whether caused directly or indirectly by the use of any of the information provided.