

Performance of a 16-year-old Stand of Teak (*Tectona grandis* L.F.) in the Darwin area in relation to that in other trials in the Northern Territory

by R.M. Robertson & D.F. Reilly

DEPARTMENT OF **PRIMARY INDUSTRY, FISHERIES AND MINES**
Crops, Forestry and Horticulture Division

GPO Box 3000 Darwin NT 0801 Tel: 08 8999 2357 Fax: 08 8999 2049 Email: horticulture@nt.gov.au Web: www.nt.gov.au/dpifm

Disclaimer:

While all reasonable efforts have been made to ensure that the information contained in this publication is correct, the information covered is subject to change. The Northern Territory Government does not assume and hereby disclaims any express or implied liability whatsoever to any party for any loss or damage caused by errors or omissions, whether these errors or omissions result from negligence, accident or any other cause.

Performance of a 16-year-old stand of teak (*Tectona grandis* L.F.) in the Darwin area in relation to that in other trials in the Northern Territory

R. M. Robertson and D. F. Reilly

Northern Territory Government, Department of Primary Industry, Fisheries and Mines
GPO Box 3000 Darwin, Northern Territory 0801 Australia

Keywords: Growth, exotic species, soil types for teak.

Summary

Results of periodic measures of plots in a 16-year-old stand of teak planted near Darwin, Northern Territory (NT) in 1988 and thinned to various stockings are reported. This block planting had been established 12 years before any thinning was undertaken (2000) and showed a definite response between 2000 and 2004. However, growth probably does not represent what might have been achieved on this site because of likely inbreeding of the planting stock.

Elsewhere in the NT teak is showing the best growth and form to age 4.5 years on the river levee, in neutral to alkaline pH soils near Katherine. These characteristics are reduced when planted on acidic soils in and around Darwin. The initial growth is improved greatly if drip irrigation is used in the first few dry seasons after establishment.

Introduction

Teak (*Tectona grandis* L. F., a member of the *Verbenacea* family), is a large deciduous tree, which in favourable locations develops a tall, straight, (fairly) clean cylindrical bole. As it grows older it becomes moderately fluted and buttressed (Kadambi, 1972). Teak provides a valuable, versatile, tropical timber.

Teak is probably the most widely cultivated high value hardwood (HVH) in the world and the decline of its natural resource in India, Myanmar, Thailand and Lao, as well as the desire to develop a valuable resource, has turned attention to its artificial cultivation in plantations.

The species has been planted in small woodlots in the Top End of the Northern Territory on a range of different soil types with varying degrees of success. It was reported that on early growth figures, teak is one of the 4 preferred species in the Top End Regional Tropical Hardwood Forestry Project (TERTHFP) (Bristow, 2003).

This paper reports on the establishment and growth of a small stand (0.54ha) of teak planted in June/July 1988, on a private property 27-km south east of Darwin. The paper also reports on the growth of other trials of teak planted on a range of different soil types in and around Darwin, Adelaide R., Douglas Daly and Katherine between 1973 and 1999.

Material and Methods

1. The Darwin planting of 1988

The stand is located on private property (Carusi) 27km south east of Darwin on a reasonably level site with laterite/clay soil. The natural vegetation before clearing in the 1970's, was dominated by *Eucalyptus tetrodonta*.

The mean annual rainfall at Darwin airport, 20 km to the N.W, is 1713.9 mm, and the mean daily maximum and minimum temperatures are 31.9 degrees C⁰ and 23.2 degrees C⁰ respectively.

The stand is derived from seed collected from a single tree of unknown provenance growing in the backyard of a nearby residence. The seed was germinated in 8cm plastic bags and the seedlings raised until they reached an average height of 30cm.

The plot was planted by the landowner, Mr Vic Carusi, and two of his workers in June-July 1988 into auger holes 60cm in diameter x 60cm deep. A handful of fowl manure was applied around each individual tree at planting. The planting site measures 90 metres by 60 metres. Spacing was 3 metres between rows (19), and 3 metres along the row (29), with 551 trees planted over 0.54 ha. The trial was irrigated for a period of 6 hours every 6 to 8 weeks during the first two dry seasons (May to September) using 4ltrs/hour-dripper system. After this period no irrigation was used. Inter-rows were slashed regularly for the first four years then occasionally after this period. Form pruning was done to 3 m at age 7 years.

In November and December 2000 a Master Tree Grower course (MTG) was held in Darwin and Katherine and this small stand was used to demonstrate some mensuration work and to determine what management options were available to Mr Carusi. The stand was marked for thinning to 556 spha in early December 2000. Thinning was undertaken in that month leaving a small, central control plot unthinned.(Reed, *et al.* 2001)

2. Other Trials

- a) Humpty Doo - The oldest teak planting in the Top End of the Northern Territory is a small provenance screening trial consisting of 9 provenances, with seed supplied by Danida Forest Seed Centre, Denmark (see Figure 3). This trial was established on a dark brown sandy clay with a high water table at Humpty Doo, 57 km S.E of Darwin, in January 1973, (Cracium, 1973). Plots consisted of five rows of five trees at 3m x 2m spacing. Approximately 100 grams of NPK fertiliser was applied per tree at planting. Due to poor germination, of the 9 provenances included, only 4 were replicated (2-3 replicates). This trial was not irrigated.
- b) Douglas/Daly - Another teak planting was established in the wet season of 1998/99 at the Research station Douglas/Daly in a Sabi grass pasture, 180 km south of Darwin, on the well drained sandy soil (Blain) with plants from bulk seed collected from the above Humpty Doo trial (see Figure 4).

Three different treatments for the planting stock used at Douglas/Daly were:

- ? Seedlings in 1 litre bags
- ? Seedlings in Lannen 35 side slot tray
- ? Stumped stock

Each treatment was planted in blocks of five rows x five trees with a spacing of 3m x 2m and replicated 3 times. An application of NPK fertiliser with trace was applied at a rate of 200grams/ tree at planting. No irrigation was used in this trial.

- c) NHT Trials - In the Top End Regional Tropical Harwood Forestry Project (TERTHFP), Natural Heritage Trust (NHT) species trials were established in the wet season 1999/2000 (Reilly, *et al.* 2004). Teak was one of the main species planted (see Figures 5 and 6). It was planted on 10 sites (only 6 measured in 2004), which covered a range of different soils and climatic conditions, from Katherine to Darwin (Reilly, *et al.* 2004).

Each planting site was laid out in a randomised complete block (RCB) design, with teak being one of six species. The species were planted in plots of seven rows by seven trees and replicated four times. The spacing used was 3m x 3m. Fertiliser application varied but generally 50grams of NPK/ tree was used. The trials were irrigated by drippers for the first 2 dry seasons.

Measures and observations

1. The Planting of 1988 (Carusi)

In June 1995, the diameter at breast height over bark (DBHOB) of 336 interior trees was measured, and the heights of a random sample of 35 trees was recorded. In 2002, three adjacent permanent plots were established, so as the on-going growth could be monitored. Two plots were in the thinned area and one in the unthinned portion. Stocking and areas were 19 stems per hectare (sph), and plot size was 0.039ha, 23 sph, in a plot of 0.037ha, and 35sph in a plot of 0.032ha.

These three plots were measured in December 2002 and July 2004, (DBHOB of all trees and heights of 3 tallest trees per plot so as to calculate average predominant height (APH)) and the results are shown in Table 1.

In 1995 the plantation had a good appearance, but clean commercial parts of the boles were to short (Neitzel, *et. al.* 1995).

2. Other Trials

In the other trials observations were made as noted below and the following measurements were taken:

a) Humpty Doo - In August 1978 all trees were measured for height, diameter and survival. A wild fire passed through the experiment in the same month. Damage varied from nil to total crown scorch with some plots, where litter was particularly heavy. However most trees recovered from the fire.

In September 1982 all trees were measured for diameter only. The traits measured in March 1991 and January 1993 were diameter (all trees) and predominant height. The diameter figures were then converted to basal area/ha (see Figure 3). The stand was healthy in 1991 with some trees over 21 metres in height, however when measured in 1993 the stand was showing signs of stress.

b) Douglas/Daly - All trees were measured for height in August 1999, December 1999, August 2000, and March 2001. In March 2002 both height and diameter were measured (see Figure 4).

c) NHT Trials - The net plots (25 trees) were measured for DBHOB and height in 2002 and 2004, (Figure 5 and 6)

Results

1. The planting of 1988

Growth of the earlier and later measures is reported in Table 1 and presented graphically in Figures 1 and 2.

The results show (Figure 1) the mean of the 2 thinned plots (d) has a diameter increment of 0.4 cm (f) over a 2-year period. However the control plot (c) has only a diameter increment of 0.1 cm (e) over the same period. In the average predominant height graph (Figure 2), the average of the thinned plots (d) has an increment of 1.1 metres (f) over the 2 year period, but the control plot (c) has a larger increment of 2.1 metres (f).

Average diameter of the 336 trees measured at age 7 in 1995 was 10.3 cm, and the mean height of the 35 sample trees was 8.4 metres. Mean diameter and average predominant height measurements taken at age 12 years in two 0.03ha plots were 13.4 cm, and 12.5 metres respectively.

Results of the measures in 2002 and 2004 are given in Table 1. In the 2002 and 2004 measurements, basal area/ha and the mean diameter increments over the two years of measurements are showing a response, 42 months after thinning (2000) (see Table 1), with the heavier thinned plot (487 stems per hectare) showing the largest gain (0.7²m/ha).

2. Other trials

- a) Humpty Doo - In the trial at Humpty Doo, a provenance from Kerala in India had a basal area of 24.08² metres/ha at age 9.6 and at age 20 year old had increased its basal area to 40.43² metres/ha (see Figure 3) (Robertson, 2003). However, soon after the 20- year old measurement, individual trees started showing signs of stress and eventually death of some trees occurred.
- b) Douglas/Daly - The best treatment (seedlings in 1 litre bags) at the Douglas/Daly trial after 52 months averaged just over 4 metres in height (See Figure 4) and 97% survival.
- c) NHT Trials - In the recent NHT trials, the best site at 52 months was at Katherine, planted on river levee soil. The average diameter was 9.9 cm and the average height 8.2 metres. This is over twice the height of the Douglas/Daly non-irrigated site at the same age (see Figure 5 & 6).

Observations on insect attack across all trials.

There has been the occasional attack by the giant termite (*Mastotermes darwinensis*) in the Darwin planting of 1988, and a baiting program had to be carried out on a few occasions up to the age of about 5 years. This termite is a voracious wood-eater and attacks a wide range of species of timber as well as living trees. It does not build a recognisable above ground nest structure, but lives in large colonies either in trees or in the soil. It is a subterranean termite and requires contact with the soil as an assured and regular source of moisture. Distribution is limited to areas north of the tropic of Capricorn. No termites have been sited at the Humpty Doo site (a). The Douglas/Daly trial (b) had some termite damage at an early age and some of the NHT plantings (c) were slightly affected.

Observations over the years generally show teak is susceptible to various kinds of pests and diseases, but attacks by defoliators and skeletonisers are the most severe. Damage usually occurs in the wetter months of January and February. Chemical control, except in nurseries or young plantations, is not practical. The main strategy to control these pests must be on limiting food supply (controlling undergrowth in stand) and fostering parasites and predators. Unless alternative plants (undergrowth in the stand) are available, larvae of both the important defoliators starve during the period when teak is leafless (Beeson, 1938).

Discussion

The presence of the giant termite (*Mastotermes darwinensis*) in the Top End of the Northern Territory has been a limiting factor in the development of plantation forestry over the years, and species susceptible to this pest have usually failed. However, teak seems to be attacked only during early stand life, ie. till about 5 years of age, and probably before the tree starts to produce heartwood. Healthy trees and trees growing where there is available moisture are less susceptible to attack. This is borne out in results of all trials over 5 years old, reported here.

With thinning (optimal regimes yet to be determined), teak will grow reasonably well in the Top End of the Northern Territory, if it is planted on the more suitable soils such as the river levee and tippera types in the Northern Territory, as demonstrated by the results (Reilly, *et al.* 2004).

In the stand at Humpty Doo (a), competition between trees (no thinning had been done in this trial) and the likely reduction in available moisture as the stand grew older, are some of the possible reasons for the cause of the deaths after age 20 years. No termites have been sighted in this plot.

Selected provenances (La Cumbre, and Rio-Lindo from Honduras,) have show good growth on favourable soils in the Katherine region (Reilly, *et al.* 2004), however there is very little of the deep moist neutral to alkaline pH soils available. Most of these soils are already being used for horticulture and agriculture. An alternative is to plant on the deeper dry soils and use drip irrigation. The initial growth will be boosted substantially if this is done, and the extra establishment cost of up to \$2000/ha, if some infrastructure already exists (eg. water bore) on the property, will be justified (Reilly, 2001). The increased growth rate on 4 of the 6 sites (NHT trials) for diameter and height in Figures 5 and 6 may also necessitate earlier thinning, as a mean diameter of 10 cm has already been reached at 4.5 years.

The 1988 teak planting south east of Darwin has shown reasonable growth considering it had very little maintenance and it is planted on an unfavourable soil type. The seed source of the Carusi stand came from a single tree with few known other teak trees in the vicinity, so it is likely the stock was rather inbred. Thus, the growth performance of the stand may be lower than possible due to likely negative effects of inbreeding. As well it was left far too late before thinning as shown by the very narrow growth rings at age 12 years. (Reid, *et al.* 2001). It was found to be in the middle of the range for teak growth in plantations in India and S E Asia (Reid, *et al.* 2001).

Growth at this site shows that a diameter increment > 1cm per annum is possible up to 10 – 12 years at approximately 1000 sph and can be continued with thinning in this stand to 16 years old. The poor growth of unthinned control plots (c) and (e) in Figure 1) indicate little or no increase in mean diameter after age 12 years.

Height increments of about 1 metre per year can be achieved at around five years of age regardless of thinning at a number of sites including the Blain soil at Douglas/Daly Research Farm.

The current annual increment (CAI) of the teak component in the NHT Farm Forestry Program Trials is 2cm diameter (at 4 of the six sites measured in 2004) and just under 2m in height at age 4.5 years and at a stocking of about 1000 sph (Reilly, *et al.* 2004). This is twice the height growth of the teak at the Douglas/Daly site at about the same age, and better than the other trial described here at the same age, demonstrating the better site quality of some sites in the NHT trials.

Conclusions

Because it is likely the performance of the teak in the Carusi stand is constrained by a level of inbreeding in the planting stock, its growth probably does not represent what might be achieved on the site with out-crossed and improved stock. However, growth performance of the 3 permanent plots established in the stand will yield valuable information in the future, and continual management and measurement work is to be encouraged. Results of the younger trials reported are perhaps more encouraging, especially those of the Katherine River levee. However, availability of land of that quality for teak growing in the NT appears rather limited.

Teak is widely planted throughout the tropical regions of the world, and by 1995 the area of teak plantations was 2,246,559ha. Of that, more than 1 million ha is in Indonesia, with a great deal also in nearby India, Bangladesh, Thailand, etc (Brown, 2000). Some of these countries have long-running genetic improvement programs with the species, and their costs are much lower than in Australia. Even if companies who have genetically-advanced material moved into Australia, testing of it would be needed, delaying the realisation of genetic benefits. The rapid advances that can be achieved with tissue culture technology employed in countries such as Thailand and Indonesia also allows for increased gains to be made in improvement programs. Therefore, perhaps, teak growing in northern Australia might only ever be undertaken as a boutique industry.

Acknowledgments

Mr Vic Carusi is acknowledged for allowing us access to his stand. We would like to thank the members of the NT Master Tree Growers who helped in the marking, thinning and measuring of this trial. Thanks to Dr D. Garth Nikles for encouragement to contribute this paper and assistance in its preparation.

References

Beeson, C.F.C. 1938. Undergrowth and biological control of teak defoliators. *Indian Forest*. 64:485

Bristow, M. 2003. Review of Agroforestry in Tropical Savanna Regions of Northern Australia. A report for the RIRDC / Land & Water Australia / FWPRDC, Joint Venture Agroforestry Program.

Brown, C. 2000. Global forest products outlook study. Working paper GFPOS/WP/03, FAO, Rome. 66p.

Cracium, G. 1973. Species testing results – Hardwoods. Position paper No3, Northern Territory Administration Forestry Branch

Kadambi, K. 1972. Silviculture and Management of Teak. Bulletin 24, School of Forestry, Stephen F. Austin State University Nacogdoches, Texas.

Neitzel, K. , Haines, M. W., and Robertson, R.M. 1995. Assessment of Established Woodlots in the Berry Springs and Howard Springs area. Internal report for the Conservation Commission of the Northern Territory and NT Agroforest.

Reid, R and Stephen, P. 2001. The Farmers Forest – Multipurpose Forestry for Australian Farmers. Australian Master Tree Grower. RIRDC publication No. RO1/33, Measurement of a Teak Plantation. Section 6, pp 79-82.

Reilly, D.F. 2001. Potential cost and returns for timber production in the NT. Agnote No G22. Department of Business Industry and Resource Development.

Reilly, D.F. Robertson, R.M. and Hearnden, M.N. 2004. Results of recent trials of high-value hardwood tree species in the Northern Territory of Australia. Working Paper presented at a Workshop on “Prospects for high-value hardwood timber plantations in the ‘dry’ tropics of northern Australia”, Mareeba, Queensland, 19 – 21 October, 2004. Published as CD – Rom by Private Forestry North Queensland Association Inc., Kairi, Queensland.

Robertson, R. M. 2003. Measurement details of some CSIRO trials established in the Northern Territory at Howard Springs, Humpty Doo, Gunn Point and Melville Island sites from 1969 to 1979. Northern Territory Department of Business, Industry and Resource Development, Internal report, Darwin.

Table 1. Summary of the information collected in 2002 and 2004 in the Darwin stand planted in 1988.

Plot no.	Area (ha)	Trees per ha (no)	Trees measured (no)	DBHOB (cm) at two ages and increment			Basal area(m ² /ha) at two ages and increment			Average predominant height at two ages and increment		
				14.4 yrs	16.0 yrs	Increment	14.4 yrs	16.0 yrs	Increment	14.4 yrs	16.0 yrs	Increment
1	.037	621	23	16.2	16.6	0.4	13.1	13.7	0.6	14.1	15.1	1.0
2	.032	1094	35	12.6	12.7	0.1	14.2	14.5	0.3	12.2	14.3	2.1
3	.039	487	19	14.7	15.2	0.5	8.4	9.1	0.7	12.5	13.8	1.3

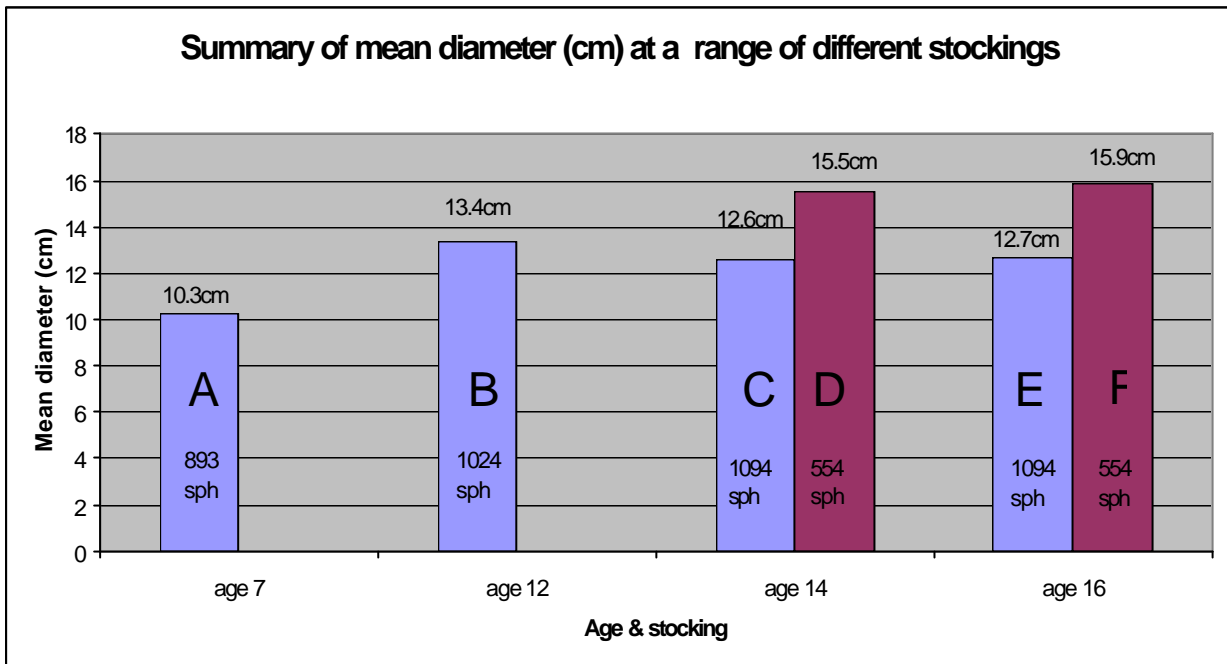


Figure 1. Summary of periodic measurements for diameter at breast height over bark in a teak stand near Darwin.

- A 336 trees measured in June 1995 (Neitzel et al 1995)
- B Average of two 0.03ha plots measured December 2000 (31 and 28 trees/plot) (Reid et al 2001)
- C Permanent control plot set up and measured December 2002 (35 trees)
- D Average of two plots (0.037 ha & 0.039 ha) set up and measured December 2002 (23 and 19 trees)
- E Permanent control plot (c) measured June 2004 (35 trees)
- F Average of two plots (0.037 ha & 0.039 ha) (d) measured June 2004 (23 and 19 trees)

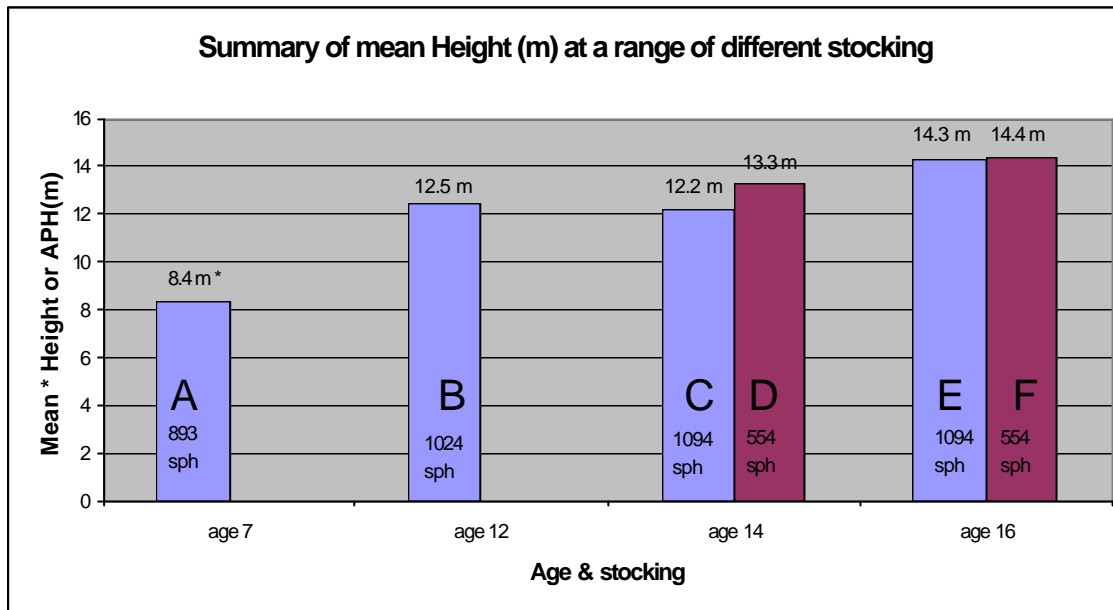


Figure 2. Summary of periodic measurements for height and average predominant height (APH) in a teak stand near Darwin.

- A Mean height of 35 random sample trees measured June 1995 (Neitzel et. al. 1995).
- B APH of two 0.03 ha plots (Reid et. al. 2001).
- C APH of control plot set up and measured December 2002.
- D APH of two thinned plots set up and measured December 2002 .
- E APH of control plot (c) measured June 2004.
- F APH of two thinned plots (d) measured June 2004.

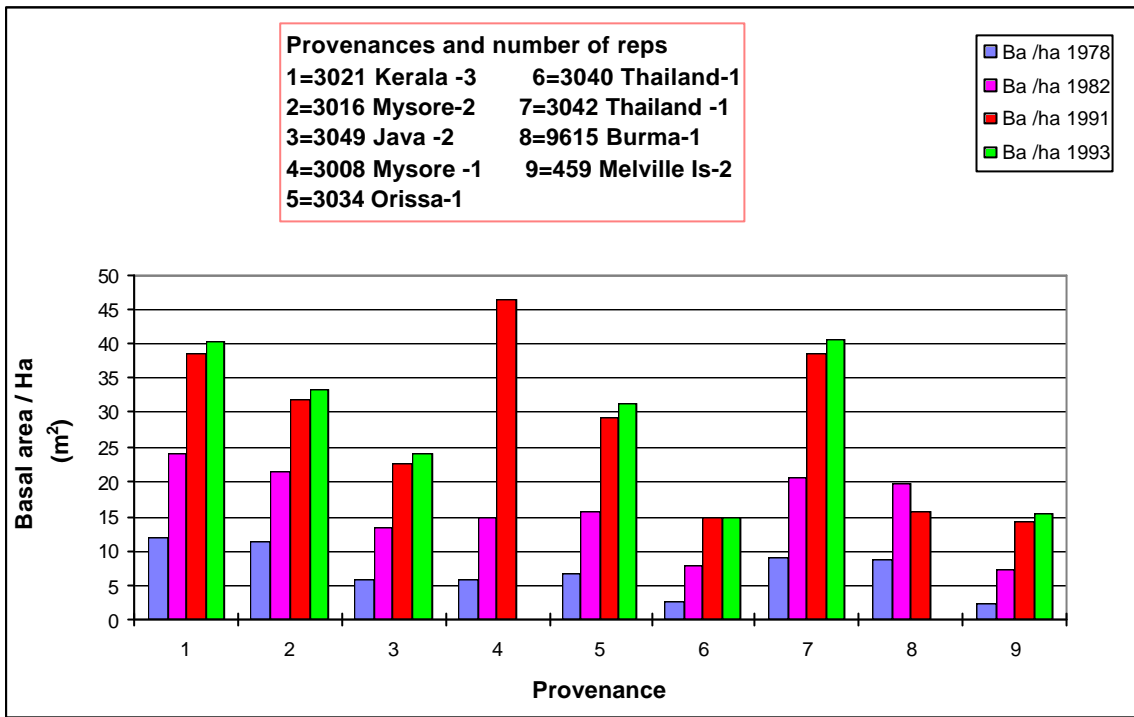


Figure 3. Basal area per ha at different ages of teak provenances in a screening trial planted at Humpty Doo in 1973. (Seed-lots no. 4 and 8 not measured in 1993 because of poor survival).

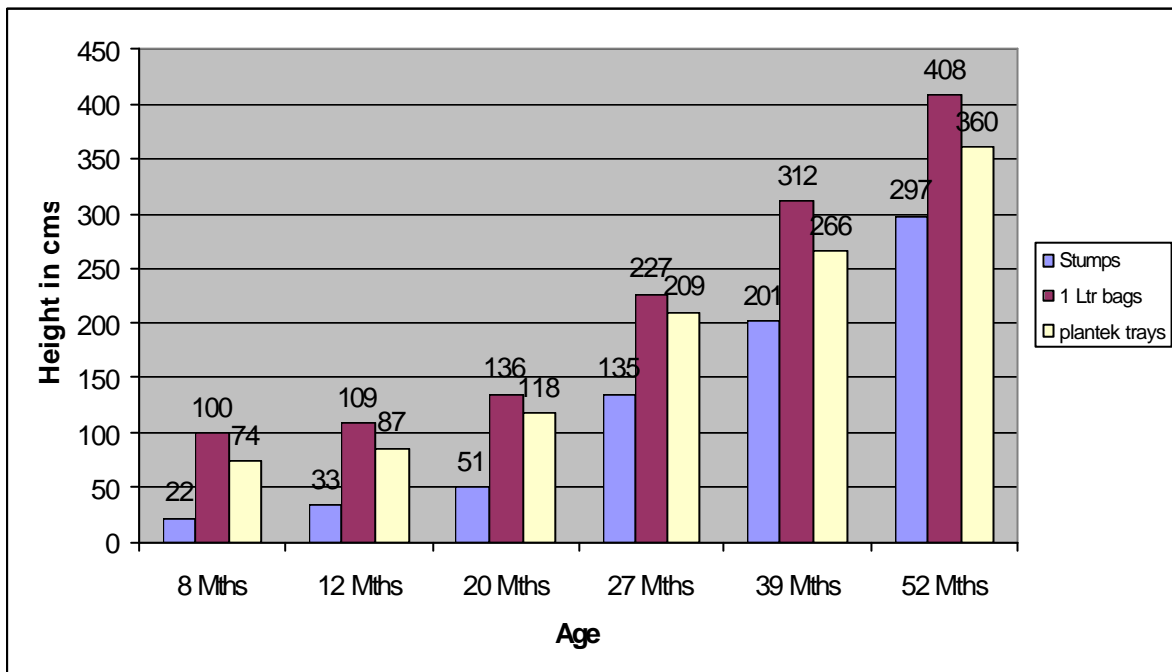


Figure 4. Height growth with age of teak planted at the Douglas/Daly Research Station in 1998/1999.



Figure 5. Mean diameter at breast height over bark of teak component in the NHT trials all sites established 1999/00 in the NT (see Reilly *et al.* 2004 for site details).

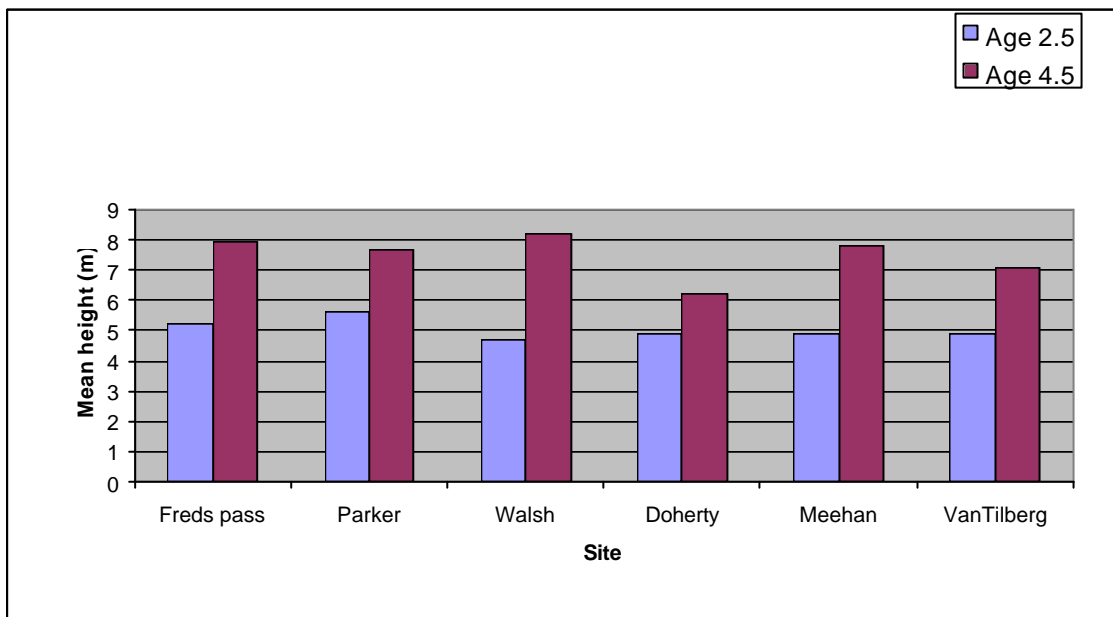


Figure 6. Mean height (m) of teak component in the NHT trials all sites established in 1999/00 in the NT (see Reilly *et al.* 2004 for site details).