



Live Cattle Exports via Darwin Port – OCTOBER 2014

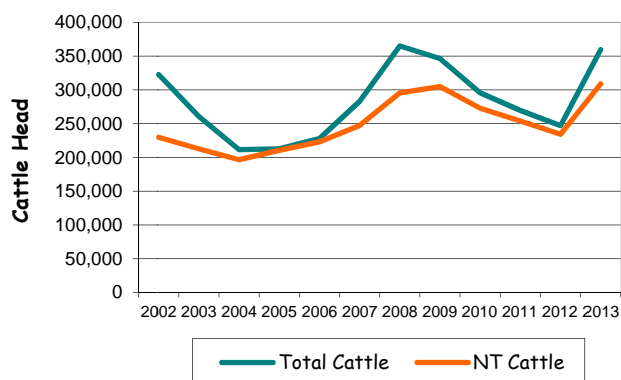
Please note that the "NT CATTLE" figures are NT cattle exported through the Port of Darwin only, some NT cattle are exported through interstate ports.

Destination	TOTAL CATTLE (including interstate)							# NT CATTLE						
	2012	2013	Last year 31/10/13	YTD 31/10/14	1-31 OCT 2014	Previous Month	Difference	2012	2013	Last year 31/10/13	YTD 31/10/14	1-31 OCT 2014	Previous Month	Difference
	BRUNEI	4,639	4,043	4,043	4,132	0	1,009	-1,009	4,639	4,043	4,043	4,132	0	1,009
INDONESIA	201,748	282,022	202,607	325,016	25,364	50,693	-25,329	189,994	243,978	176,243	211,565	12,294	39,807	-27,513
PHILIPPINES	27,324	22,403	19,987	16,080	2,534	4,581	-2,047	26,337	15,063	12,647	11,221	675	3,581	-2,906
SABAH	460	0	0	0	0	0	0	460	0	0	0	0	0	0
SARAWAK	0	800	800	0	0	0	0	0	800	800	0	0	0	0
W-MALAYSIA	10,018	14,952	14,952	19,521	1,601	3,430	-1,829	10,018	12,094	12,094	14,920	0	2,430	-2,430
VIETNAM	2,801	35,396	32,497	50,629	5,579	3,301	+2,278	2,801	32,806	29,907	34,559	1,709	2,301	-592
EGYPT	0	0	0	0	0	0	0	0	0	0	0	0	0	0
TOTAL	246,990	359,616	274,886	415,378	35,078	63,014	-27,936	234,249	308,784	235,734	276,397	14,678	49,128	-34,450
				+140,492							+40,663			

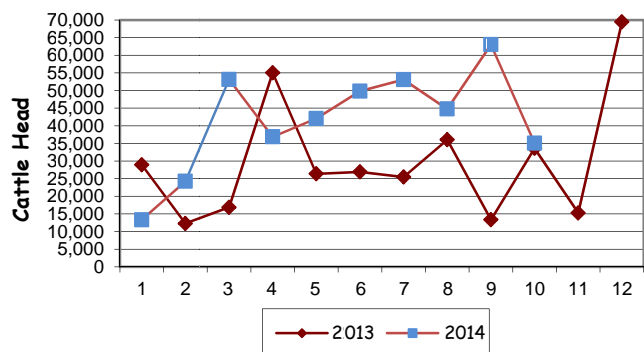
OCTOBER at a glance

- 35,078 head of cattle through the Port of Darwin during October, 27,936 less than September and 1,488 more than October last year.
- 2014 total cattle figures indicate 140,492 head more than last year. NT cattle 40,663 more than last year.

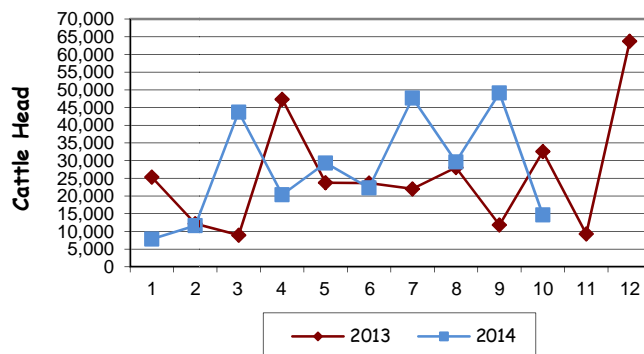
Live Cattle Exports thru the Port of Darwin (last 10 years)



TOTAL Live Cattle Exports thru Port of Darwin 2013 v 2014



NT Live Cattle Exports thru Port of Darwin 2013 v 2014



PREVIOUS 8 YEARS


Total Cattle, Port of Darwin								NT Cattle, Port of Darwin							
2006	2007	2008	2009	2010	2011	2012	2013	2006	2007	2008	2009	2010	2011	2012	2013
227,648	283,046	364,944	347,314	295,605	269,617	246,990	359,616	223,407	247,281	295,539	304,818	272,749	253,797	234,249	308,784



OTHER LIVESTOCK EXPORTS VIA DARWIN PORT (includes NT and Interstate Stock)

Destination	Buffalo			Camels			Goats			Horses			Sheep			Pigs		
	2013	2014	1-31 OCT	2013	2014	1-31 OCT	2013	2014	1-31 OCT	2013	2014	1-31 OCT	2013	2014	1-31 OCT	2013	2014	1-31 OCT
BRUNEI	400	488	0	0	0	0	1080	154	154	0	0	0	0	0	0	0	0	0
INDONESIA	201	0	0	0	0	0	0	0	0	0	0	0	0	0	0	0	0	0
PHILIPPINES	199	0	0	0	0	0	0	0	0	0	0	0	0	0	0	0	0	0
W-MALAYSIA	0	0	0	0	0	0	0	0	0	0	0	0	0	0	0	0	0	0
SABAH	0	0	0	0	0	0	0	0	0	0	0	0	0	0	0	0	0	0
SARAWAK	0	0	0	0	0	0	0	0	0	0	0	0	0	0	0	0	0	0
VIETNAM	0	4,172	656	0	0	0	0	0	0	0	0	0	0	0	0	0	0	0
TOTAL	800	4,660	656	0	0	0	1080	154	154	0	0	0	0	0	0	0	0	0

NATIONAL CATTLE PRICES - W/E 31/10/2014

HEAVY STEER									MEDIUM STEER										
Estimated dressed weight price (cents/kg)									Estimated dressed weight price (cents/kg)										
SALEYARDS				O.T.HOOKS					SALEYARDS				O.T.HOOKS						
NSW	QLD	SA	AV (Aust)	NSW	QLD	SA	AV (Aust)	NSW	QLD	SA	AV (Aust)	NSW	QLD	SA	AV (Aust)	NSW	QLD	SA	AV (Aust)
This week	339	354	337	346	372	383	355	365	This week	359	309	313	346	363	370	345	357		
Last week	340	359	328	349	368	391	365	369	Last week	339	365	Nq	350	359	378	355	361		
Year ago	315	336	291	320	317	315	nq	328	Year ago	297	308	222	299	309	305	Nq	324		
MEDIUM COW									TRADE STEER										
Estimated dressed weight price (cents/kg)									Estimated dressed weight price (cents/kg)										
SALEYARDS				O.T.HOOKS					SALEYARDS				O.T.HOOKS						
NSW	QLD	SA	AV (Aust)	NSW	QLD	SA	AV (Aust)	NSW	QLD	SA	AV (Aust)	NSW	QLD	SA	AV (Aust)	NSW	QLD	SA	AV (Aust)
This week	302	282	271	297	315	333	281	289	This week	370	363	321	349	369	373	345	371		
Last week	296	311	275	300	315	341	297	312	Last week	360	357	339	357	366	381	355	362		
Year ago	253	246	248	253	254	258	245	256	Year ago	310	325	299	309	318	308	310	313		
LIVE EXPORT QUOTES									<p>Prices courtesy of Meat & Livestock Australia</p>  <p>www.mla.com.au</p>										
Estimated live weight price (cents/kg)																			
LIGHT STEERS (260-360 kg)				LIGHT HEIFERS (260-360 kg)															
Darwin		Broome		Darwin		Broome													
This week	245		nq		225		nq												
Last week	245		nq		225		nq												
Year ago	210		170		180		140												

CURRENCY EXCHANGE RATES

Key Currencies 1AUD =	Current 4.11.2014	Previous month 1.10.2014	3 months ago 1.8.2014	1 Year ago 1.11.2013	Pre-devaluation 01.07.1997
Brunei Dollar	1.12297	1.09297	1.15218	1.15885	1.076
Indonesian Rupiah	10,748.8	10,586.2	10,926.0	10,564.4	1830
Philippine Peso	40.3566	39.0666	40.6853	40.8904	19.84
Malaysian Ringgit	2.89451	2.94996	2.97968	2.98597	1.9
Euro	0.66781	0.69073	0.69437	0.69005	N/A
US Dollar	0.90132	0.87124	.93619	.94868	0.752
Vietnam Dong	18,589.8	18,251.1	19,566.4		

Prepared by the NT Department of Primary Industry and Fisheries

This publication contains commodity market information prepared for DPIF staff use in strategic research and extension planning. While DPIF exercise care in the compilation and preparation of this information, no responsibility is taken for its accuracy or for the completeness of any information that is reproduced from other sources. DPIF denies any loss or damage to any person whether caused directly or indirectly by the use of any of the information provided.